



# 2021

## Season in Review



## PITTSBURGH STEELERS COMMUNICATIONS

Burt Lauten - Director of Communications  
 Michael Bertsch - Communications Manager  
 Angela Tegnella - Communications Coordinator  
 MacKayla Cherry - Communications Assistant/Social Media



UPMC ROONEY  
SPORTS COMPLEX

## PITTSBURGH STEELERS

3400 South Water Street • Pittsburgh, PA 15203  
 412-432-7820

## PITTSBURGH STEELERS

## 2021 SEASON IN-REVIEW

## WHAT'S INSIDE

|                         |                                   |                           |                                  |
|-------------------------|-----------------------------------|---------------------------|----------------------------------|
| 2                       | Table of Contents                 | 232                       | Special Team Tackles             |
| 3                       | Covering The Steelers             | 233                       | Starting Lineups                 |
| 4-6                     | Tomlin Final Press Conference     | 234-235                   | Player Participation             |
| <b>SEASON IN REVIEW</b> |                                   | 236-238                   | Individual Game Highs            |
| 8                       | Countdown to Kickoff              | 239-240                   | Big Yardage Games                |
| 9-30                    | Team Notes                        | 241                       | Big Pass Plays (20+)             |
| 31                      | Mike Tomlin's Record When         | 242                       | Big Run Plays (10+)              |
| 32-38                   | Mike Tomlin Notes                 | 243                       | Big Plays (GBG)                  |
| 38-39                   | Team Offense Notes                | 244-245                   | Opponent Big Plays (GBG)         |
| 40                      | Ben Roethlisberger By The Numbers | 246                       | Big Returns/Opponent             |
| 41                      | Charting Ben Roethlisberger       | 247-250                   | Drive Charts                     |
| 42-52                   | Ben Roethlisberger Notes          | 251                       | Opening Charts                   |
| 52-57                   | Individual Offense Notes          | 252                       | Drive Production (GBG)           |
| 58-61                   | Team Defense Notes                | 253-254                   | Scoring Drives                   |
| 62                      | T.J. Watt To Look For             | 255                       | Long Drives/Opponent             |
| 63-70                   | T.J. Watt Notes                   | 256-258                   | Red-Zone Efficiency/Opponent     |
| 70-74                   | Individual Defense Notes          | 259                       | Yards Gained by Down             |
| 75-77                   | Individual Special Team Notes     | 260                       | Third Down Efficiency/Opponent   |
| 78                      | NFL Standings & Results           | 261                       | Fourth Down Efficiency/Opponent  |
| 79                      | Steelers Record When              | 262-267                   | Defensive Summaries              |
| 80-97                   | Game Summaries                    | 268                       | Defensive Stats (GBG)            |
| 98-102                  | Weekly Division Playoff Race      | 269                       | Team Rankings                    |
| 103                     | All-Time NFL Rankings             | 270                       | Week-by-Week NFL Rankings        |
| 104-108                 | All-Time Individual Leaders       | 271-272                   | Offense Stats (GBG)              |
| 109                     | Starting QB Records               | 273-274                   | Defense Stats (GBG)              |
| 110-111                 | Rushing Combinations              | 275-276                   | Turnover Chart                   |
| 112-113                 | Receiving Combinations            | 277                       | Takeaway/Giveaway Chart          |
| 114                     | Steelers In Domes                 | 278-280                   | Individual GBG (Passing)         |
| 115-117                 | The Last Time (Regular Season)    | 281-282                   | Individual GBG (Rushing)         |
| 118-120                 | The Last Time (Postseason)        | 283-284                   | Individual GBG (Receiving)       |
| <b>FINAL ROSTERS</b>    |                                   | 285-288                   | Individual GBG (Defense)         |
| 122                     | Alphabetical Roster               | 289                       | Individual GBG (Fumble Returns)  |
| 123                     | Numerical Roster                  | 290                       | Individual GBG (Int. Returns)    |
| 124                     | Positional Roster                 | 291-292                   | Individual GBG (Special Teams)   |
| 125                     | Roster by Experience              | 293                       | Individual GBG (Punting)         |
| 126                     | How the Steelers Were Built       | 294                       | Individual GBG (Field Goals)     |
| 127                     | Depth Chart                       | 295                       | Individual GBG (Kickoff Returns) |
| 128-130                 | Transactions                      | 296                       | Individual GBG (Punt Returns)    |
| <b>STEELERS</b>         |                                   | <b>POSTSEASON HISTORY</b> |                                  |
| 132-226                 | Updated Player Bios               | 298-324                   | Postseason Game Summaries        |
| <b>FINAL STATISTICS</b> |                                   | 325-332                   | Super Bowl Game Summaries        |
| 228-229                 | Results/Team & Individual Stats   | 333-348                   | Postseason Record Book           |
| 230-231                 | Defensive Stats                   |                           |                                  |

## 2021 SCHEDULE (9-7-1)

| Day             | Date     | Opponent         | TV  | Result        |
|-----------------|----------|------------------|-----|---------------|
| Sun.            | Sept. 12 | at Buffalo       |     | W, 23-16      |
| Sun.            | Sept. 19 | Las Vegas        |     | L, 26-17      |
| Sun.            | Sept. 26 | Cincinnati       |     | L, 24-10      |
| Sun.            | Oct. 3   | at Green Bay     |     | L, 27-17      |
| Sun.            | Oct. 10  | Denver           | FOX | W, 27-19      |
| Sun.            | Oct. 17  | Seattle          | NBC | W, 23-20 (ot) |
| <b>BYE WEEK</b> |          |                  |     |               |
| Sun.            | Oct. 31  | at Cleveland     |     | W, 15-10      |
| Mon.            | Nov. 8   | Chicago          |     | W, 29-27      |
| Sun.            | Nov. 14  | Detroit          | FOX | T, 16-16 (ot) |
| Sun.            | Nov. 21  | at L.A. Chargers | NBC | L, 41-37      |
| Sun.            | Nov. 28  | at Cincinnati    |     | L, 41-10      |
| Sun.            | Dec. 5   | Baltimore        |     | W, 20-19      |
| Thur.           | Dec. 9   | at Minnesota     | FOX | L, 36-28      |
| Sun.            | Dec. 19  | Tennessee        |     | W, 19-13      |
| Sun.            | Dec. 26  | at Kansas City   |     | L, 36-10      |
| Mon.            | Jan. 3   | Cleveland        |     | W, 26-14      |
| Sun.            | Jan. 9   | at Baltimore*    |     | W, 16-13 (ot) |

\* Sunday night games in Weeks 5-17 subject to change;  
 Week 18 game TBD

NOTE: All times are Eastern  
 Home games in BOLD

## 2021 POSTSEASON SCHEDULE

| Day  | Date    | Opponent       | TV  | Time/Result |
|------|---------|----------------|-----|-------------|
| Sun. | Jan. 16 | at Kansas City | NBC | L, 42-21    |

## 2022 OPPONENTS

| HOME                 | AWAY                |
|----------------------|---------------------|
| Baltimore Ravens     | Baltimore Ravens    |
| Cincinnati Bengals   | Cincinnati Bengals  |
| Cleveland Browns     | Cleveland Browns    |
| Las Vegas Raiders    | Atlanta Falcons     |
| New England Patriots | Buffalo Bills       |
| New Orleans Saints   | Carolina Panthers   |
| New York Jets        | Indianapolis Colts  |
| Tampa Bay Buccaneers | Miami Dolphins      |
|                      | Philadelphia Eagles |

## WWW.STEELERS.COM

For the most up-to-date information on the Pittsburgh Steelers, visit the official website at [www.steelers.com](http://www.steelers.com).  
 Updated daily, the website has the most extensive information and comprehensive news on the Steelers.



PITTSBURGH STEELERS ON OMG

- The Steelers media website is [www.NFLOMG.com](http://www.NFLOMG.com). Please follow the link and click on the Steelers logo to access the team's page.
- For general access to the NFL OMG site, use the following user name (steelersmedia) and password (steelersmedia).
- For customized access to the NFL OMG site, please email Michael Bertsch at [BertschM@steelers.nfl.com](mailto:BertschM@steelers.nfl.com) or Angela Tegnella at [TegnellaA@steelers.nfl.com](mailto:TegnellaA@steelers.nfl.com).
- The Steelers interactive site will contain the complete 2021 Media Guide, all weekly game releases, player bios and rosters, Steelers staff information and bios, weekly flip cards, a game tracker, all Steelers team and individual records and statistics, Steelers historical information, daily press releases and transcripts and much more.
- The game releases and media guide are updated weekly during the season and available in a PDF format. Team notes, player bios, team and individual records, miscellaneous stats and game summaries are updated following each game and posted on the site.
- On gamedays, the site will host live statistics, updated player notes, postgame quotes and more. It is an easy-to-use, one-stop shop for all media needs and information regarding the Steelers.

NFLCOMMUNICATIONS.COM

- Journalists worldwide have access to the dedicated media website featuring news from the NFL and its teams. Daily releases, statistics, domestic and international NFL updates and other information about the NFL are available.

OFFICIAL STEELERS WEBSITE

- Media and fans can read about the latest Steelers news on the official Steelers website. The site, [www.steelers.com](http://www.steelers.com), features breaking news statistics, player biographies and much more.

STEELERS NATION HD RADIO

- Steelers Nation Radio is a 24-hour/day HD radio station dedicated specifically to the Pittsburgh Steelers. It can be heard on [www.steelers.com](http://www.steelers.com), the official Steelers app or the iheart app on your smartphone, and at 102.5 WDVE HD2.
- A daily schedule of what is on Steelers Nation HD Radio is available at [www.facebook.com/steelersnationradio](http://www.facebook.com/steelersnationradio).

STEELERS RADIO COVERAGE

For the 23rd consecutive year, WDVE-FM (102.5) and WBGG-AM (970) carried all Steelers games.

Additionally, Steelers games were heard on a 48-station network that spanned Pennsylvania, West Virginia, Ohio, Maryland, New York and South Carolina. All Steelers games were broadcast in both English and Spanish on Steelers.com.

For the 28th straight season, Bill Hillgrove served as the "Voice of the Steelers" and handled play-by-play duties for the broadcast. Joining Hillgrove for his 20th season was former Steelers offensive lineman Craig Wolfley, who provided analysis. In her third year, Missi Matthews was on the sideline throughout the regular season. Former Steelers offensive lineman Max Starks also provide sideline analysis.

Fans in Mexico listened to broadcasts on Grupo Imagen and games were heard on [www.steelers.com/espanol](http://www.steelers.com/espanol). Stations on the Steelers Radio Network included:

FLAGSHIP STATIONS

WDVE-FM (102.5), WBGG-AM (970)

AFFILIATES

PENNSYLVANIA

Altoona-WVAM (1430)  
Altoona-WRKY (104.9)  
Beaver Falls-WBVP (1230)  
Beaver Falls-WMBM (1460)  
Bedford-WBVE (107.5)  
Butler-WISR (680)  
Chambersburg-WCHA (800)  
Clarendon-WKNB (104.3)  
Clarion-WCCR (92.7)  
Cooperstown-WUUZ (107.7)  
DuBois-WIFT (102.1)  
DuBois-WKFT (101.3)  
Erie-WRKT (104.9)  
Johnstown-WNTJ (1490)  
Johnstown-WRWK (99.1)  
Latrobe-WCNS (1480)  
Milton-WVLY (100.9)  
Saegertown-WUZZ (94.3)  
Somerset-WNTI (990)  
Starview-WONN (92.7)  
State College-WQWK (1450)  
Uniontown-WMBS (590)  
Washington-WJPA (1450)  
Williamsport-WXCR (99.3)  
Williamsport-WXZR (103.7)

MARYLAND

Cumberland-WRQE (106.1)  
Hagerstown-WHAG (1410)

OHIO

Fremont-WOHF (92.1)  
Marietta-WJAW (630)  
Youngstown-WNIO (1390)

VIRGINIA

Vienna-WDMX (100.1)

WEST VIRGINIA

Fairmont-WRLF (94.3)  
Fairmont-WMMN (920)  
New Martinsville-WXCR (92.3)

COMMUNICATIONS STAFF

|                                       |                 |  |              |
|---------------------------------------|-----------------|--|--------------|
| Director of Communications            | Burt Lauten     | <a href="mailto:lautenb@steelers.nfl.com">lautenb@steelers.nfl.com</a>   | 412-432-7821 |
| Communications Manager                | Michael Bertsch | <a href="mailto:bertschm@steelers.nfl.com">bertschm@steelers.nfl.com</a> | 412-432-7822 |
| Communications Coordinator            | Angela Tegnella | <a href="mailto:tegnella@steelers.nfl.com">tegnella@steelers.nfl.com</a> | 412-432-7820 |
| Communications Assistant/Social Media | MacKaiya Cherry | <a href="mailto:cherry@steelers.nfl.com">cherry@steelers.nfl.com</a>     | 412-432-7893 |

@STEELERSPRDEPT

The Steelers Communications Department has created a Twitter account for media to follow for news and information. The department's Twitter account is the primary platform for how the team disseminates news and information including press releases, media advisories, practice and media availability times and more.

**Opening Statement:**

Good afternoon. This is always a bittersweet press conference for me. The finality of it all. You get in fight mode, week in and week out. You do it for six, seven months. And so, you find rhythm in that. Those of us that are competitors, we love that. But it all comes to a screeching halt in the single elimination tournament. And so that's why we're here. I'm so appreciative of the efforts of all of the people involved. Players, coaches, support staff, I can't say enough about the support that we have here as players and coaches. We get significant contributions from so many people. Particularly in this COVID environment in the way that that has been challenging and people's willingness to give themselves and to do the things that are necessary to put us in the best position to function and be successful. I'm just appreciative of all of those things.

But at the same time, I acknowledged that, we're having this press conference, and so we didn't live out our desires for this season. And I've been at it a while now and I understand that. I understand that that's a reality for 31 of us. At one time or another and there can only be one. I don't seek comfort in saying that. You guys know it's not only our hope and dream but our goal and agenda to be that one. For a myriad of reasons, we are not this year. As we push into the offseason before we start building for 2022, it starts first and foremost with analyzing why we're not that group this year. And so that's what we're doing, we're at the infancy of that exploration. I'm excited about doing it. I'm not excited about the fact that it's happening now, but just the analysis. The beginnings of the analysis that leads to building is something that I personally am excited about. The growth and development of these guys individually and collectively is a passion.

And so, I'm starting with that process. That process always starts with exit interviews and a myriad of those between a lot of people. Players with positional coaches, players with support staff, strength coaches, training staff, equipment, etc. Wrapping a bow around what it is that we've done, and planning for the future. I personally started the process of meeting with players. I've been doing that all morning and will continue to meet with virtually everyone. But I prioritize the rookies. I prioritize the first year Steelers and the guys whose contracts are up. I usually hold leadership off until the end, because our conversations extend beyond the blocks of time that I have allotted and things of that nature. So that's what we are starting that process. I've started that briefly some with coaches as well – the support staff, that will be ongoing in the upcoming days and weeks. I'll say this about this process, and I expressed it to the team yesterday. I understand change is a part of our business and I don't run away from it. I'm not overly resistant to it. I don't run to it as well. I don't change for the sake of changing. I'm open to change where appropriate. And so, I acknowledge that that's a component of this business and among all parties involved and so we proceed with that understanding. I'm appreciative of the efforts, but things usually don't stay the same in totality. I'm sure we'll be gaining some clarity about that component of it and the division of labor within as we proceed. But it's really early in that process for me. I'm just acknowledging that that's a component of what we're doing here.

Assessing the physical status of a lot of people that's been positive. It doesn't appear that there's any significant surgeries for anyone as we sit here today. Any of the surgical procedures that needed to be done have already been done, so that's positive. I'm sure there's wear and tear associated with playing and things of that nature. But nothing really big on the radar from a health standpoint and so, individually and collectively it's always good when you can go into an offseason relatively healthy. I think it just provides a good springboard for 2022. Talking to the guys about offseason plans and planning. Discussing what does the construction of their base look like for 2022? Some of the younger guys, helping them establish habits, or training locations and things of that nature. Those are some of the many things that are going on through this process. And so, just wanted to kind of paint a picture of that and get the discussion started that way and now I'll pause and open it up for questions.

**Your offense averaged, six points per game fewer this year than it did last year. How would you assess the offense and Mike Canada's job with that?**  
I'm optimistic about Matt, and what he's capable of doing. I acknowledged that we took a step back. There are some obvious tangible reasons why that occurred. So, I'm not going to get into all of that. I'm not going to seek comfort in that. We got to be better. We intend to be and that's going to require a lot of planning and work, players and coaches.

**Just for clarity's sake is the organization operating under the assumption that Ben [Roethlisberger] will not be playing next year? And do you think Mason [Rudolph] and/or Dwayne Haskins is ready to be an everyday starting quarterback in this league?**

We are proceeding with that assumption. Both guys Mason and Dwayne have had their moments, but they'll have to prove that. And not only in not only in the team development process, but through playing itself. There are guys that start that I wouldn't characterize as everyday starters, as you described, and so there'll be given an opportunity to establish themselves. There's going to be competition, there's always is. And so, they'll write that story. But I think that both guys have positioned themselves to fight that fight with what they've done, from a work standpoint in a professionalism standpoint in 2021.

**In terms of the offense again and taking a step back. All statistics show it was a step back. Is that a tricky evaluation when you do have up to seven new starters and three new coaches on the offensive side of the ball this year.**

Like I mentioned, you could seek comfort in those facts and things of that nature, but I won't, and I don't. We got to be better than we were. And that's one of the critical reasons why we're sitting here having this end of the year discussion as opposed to me working and planning, getting ready to play this week. We got to be better.

**When you look at the quarterback room and knowing that you have Mason under contract, will have a chance to evaluate Dwayne. How do you proceed adding to that group, versus adding a rookie or a veteran guy?**

Good question. You know, right now all options on the table. But those decisions are interrelated based on our global needs. And the totality of those global needs. I enjoy working with Kevin [Colbert] this time of year because we just speak plain English. We have to improve our football team. There's two major ways that you can do it. You do it through free agency and you do it through the draft. We have to look at what's available to us in the draft, positionally. We have to look at what's available to us, potentially in free agency, positionally. And then we kind of bring those two discussions together and it kind of gives us a path in which to go about addressing our needs. And so, having worked with him for as long as I have, I'm sure that we will remain in that mode. We're very comfortable in terms of identifying the things that we need to do and how we need to go about having those discussions and framing those discussions. And I'm excited about doing it.

**It sounded a minute ago like you're anticipating having Matt Canada back. Are you anticipating any staff changes?**

I don't know that I'm anticipating any, but I don't know that I'm going to be surprised by any. I think that's what I'm talking about when I'm talking about change is a component of what we do and what we're doing here. This exit process, this information gathering process, the conversations that we're all having is geared toward assessing what it is that we've done and plotting the most clear course in terms of how to proceed. I'm doing that, individuals are doing that and, and so when that's transpiring, you acknowledge that potentially change is a component of it in our business at this level.

**Along those lines, Mike, with Keith Butler on defense, do you anticipate him coming back? And how do you think the defense fared this year?**

Butts has had conversations about this potentially being his last year. He and I haven't had an opportunity to sit down. I'm doing player interviews, he's doing player interviews, and so we haven't had a detailed conversation in that regard. But defensively, we didn't play as well as we'd like to either. We got to get better in that area. And you can talk about player availability or lack thereof, if you seek comfort. I don't, we don't. All we have is what's on tape and our record. We need to be better. I'm not comfortable with what we did against the run. I don't think any of us are comfortable or happy with what we did against a run. That needs to improve, that will improve, and we'll plot a course in which to do so.

**Did you get what you had hoped for out of Joe Schobert? And how would you evaluate the middle linebacker position?**

You know, I don't know that I had a hardcore preconceived notion about what to expect from him. He wasn't a part of team development. It was an acquisition of opportunity. And so, you probably have less preconceived notions about those things. I'm appreciative of his efforts. There are aspects of his game obviously that I wish were better. But I guess I could have that evaluation tone about most anyone you ask about. But just in terms of anticipation, I don't know that I had a lot of anticipation because the nature of his acquisition was what it was.

**It appeared that J.C. Hassenauer had passed Kendrick Green at center by the end of the season. Also been suggested that Green might be able to move to guard. Where do you see those guys as you head into the offseason?**

I do believe J.C. gave us the best opportunity to win it at the latter portions of the season and that's why we played him. And I am optimistic that K.G. has position flexibility. That's one of the reasons why he was attractive to us. We saw 2020 Illinois tape where he started and played the games at center, and he started and played the games that guard, that's a component of his resume. But I'm not ready to lay the center word to bed either. We made decisions at the end of the year that gave us the best chance to win based on those circumstances and there's a myriad of variables in those circumstances and it might not reflect our plans or our intentions as we push forward into 2022.

**You mentioned the draft and free agency in terms of adding to the quarterback room. There was a report a few months ago that you prefer not to start over with a rookie that you'd like to go from Ben to one of those every day starter types. Have you expressed that inside or outside of this building? And is the trade market an avenue for that as well?**

I have not expressed that. As I mentioned, I think it's prudent and appropriate to be open to all of the above. There's two core ways you improve your team as I acknowledged and that's quarterback position or any position or the totality of all the positions. You have to weigh what's available to you in the free agent market and the cost of acquiring it, versus what's available to you in the draft and what's the best mix for us. What's the best mix positionally that allows us potentially to put the strongest group on the field, not only in 2022, but just the foreseeable future. Those are the variables at play in terms of those discussions and decision making. And so, I'm open to all of the above, I guess to safely answer your question.

**Just for clarity's sake. Are you suggesting that you're satisfied with the Matt Canada "offense conceptually," and that it was a matter of personnel not being able to execute it? Or was his offense just not a good mix, fit with this group?**

Yeah, I'm not expressing satisfaction with any component of it. I'm just acknowledging that he brings things to the table that are attractive, and we need to be better. And we will be, that's a component of it as well. But I'm not acknowledging satisfaction with any component of what it is that we've done as I sit here today.

**Terrell Edmunds was a guy you chose not to pick up his fifth-year option last year. How would you evaluate his season, and do you see him being a part of the defense long term?**

He did some really nice things this year. I think the first thing you think about when you think about Terrell Edmunds is availability. And I never want to underscore that. This is a guy that's been ridiculously available to us, not only this year, but over the course of his career. He was 1,000 snap defender as a rookie, and I think that oftentimes we don't talk enough about availability. Productivity and things, obviously, he did some good things there. But availability is a big component of it. As you mentioned, he is facing free agency and that's what free agency is. It's free agency for us, free agency for them. So, we'll see where those roads lead us, but I am appreciative of what he's done here. And particularly his ability to be available not only in 2021, but the totality of the time that we've been together.

**Have you had discussions with Tyson [Alualu] or Stephon [Tuitt] about their interest or their ability or their plan to return next season?**

I have not. I'm just at the very beginning stages of exit interviews and really, I put the young guys oftentimes at the front of the line.

**As the season went on, one more thing about Matt, did he have to tone down-- not tone down, maybe pull back on his scheme a little bit with what he wanted to do because the personnel available to him? The younger guys?**

I think when you've got red of paint, you paint your barn red. And I think that not only transpires in season, but it transpires in every component of the journey. We went into the season understanding that we had new and young people that comprise significant components of that unit. So obviously, those discussions were ongoing not only at certain points of the year, but at the outset.

**You've obviously had Ben for your entire career here. Do you look forward to finding that next-- or the opportunity to find that next franchise quarterback?**

I'm excited about that challenge. Those of us that are competitors are. It's a tough challenge, man, it kind of makes you uneasy. But I've learned to run to those challenges. I've learned to appreciate those challenges. The uncertainty surrounding them, is inspiring to me in terms of producing work.

**When you're meeting with players, particularly leadership, to what degree is the suggestion box open? And do you find yourself maybe being more open to those coming off a year like this? Are you still pretty confident in your overall process?**

You know, the size of the suggestion box depends on who I'm talking to. Some people have earned the right to share perspective. Some people have been around long enough to have real perspective and understand the components of building the culture and things that we value. And so those opinions are weighted more heavily obviously. And so, it's really handled on an individual basis. But make no mistake, man, I'm information gathering. I'm learning in these meetings, and I do just as much of listening as I do talking. Talking is a component of it because if you sit in my seat, I think it's very important that you give a guy something from an evaluation standpoint. Some perspective based on your perceptions of what it is that they've done or didn't do and to provide some clarity into how they move forward as individuals. And so, there's some information being given by me. But equally as important to me, is the information I receive and my openness to it.

**You've got at least one opening with the offensive line coach, how do you weigh making an internal promotion with a guy like Chris Morgan versus an external hire? Not just for that position, but any that may come open on your staff?**

Great question. I always look at internal candidates versus what I refer to as a field. I owe it to the group to get the very best person for whatever job we're talking about that we can acquire. That's my commitment. Those are my intentions. And so that's always the case. It's the case when we hire from the outside. It's the case when we hire from the inside. We've turned the stones over. We've weighed our options and we've made the decision, whatever it may be, that we feel is best.



**Two guys coming back from ACLs this year in [Devin] Bush and [Zach] Banner. How do you weigh that recovery with their performance this year, one who played, Zach didn't really get to play-- in terms of the fifth-year option decision on Devin, how do you evaluate whether to do that and whether Banner can be a contributor next year?**

Those decisions aren't made in a vacuum when you're talking about fifth-year option and things of that nature, there's a global component to it, in terms of the rest of the squad. I'm appreciative of the efforts of both guys. It was not an easy process for either guy. We would have liked it to be more fluid. They would have liked it to be more fluid to produce more consistent fluid productivity and availability. But it was what it was. And that's often the case when you deal with a major knee injury, it's not always fluid. You like to hope it is but it's not always the case. And so, I think it's acceptable to say that, we expect 2022 to be significantly better for most. I think, most statistical data and things that I can reference--experiences that I can reference, that is the case as well. And so, 2021 was what it was for those guys. I think we should all look and can look optimistically in that regard towards 2022.

**You have two free agents at cornerback, Joe [Haden] and Ahkello [Witherspoon]. Would you like to have at least one of those guys back and how do you view the cornerback play overall this year?**

Value both guys, their professionalism, things of that nature, things that you value. But much like I was just talking about from a coaching staff standpoint, when you're dealing with free agency. It's free agency for us, it's free agency for them. I'm sure they're weighing what's best for them. We need to weigh what's best for us and oftentimes, that includes them, the field and the draft component. And so, there's a lot of there's a lot of significant discussions and plans that need to be had, regarding personnel and our moves regarding them. And if I didn't acknowledge that, I'd be less than truthful. I value both guys. I'm open to doing business with both guys, but boy, there's a lot of layers in that discussion that involve them in their position and also people in positions outside of them.

**Has Kevin Colbert said anything to you about his future? And do you plan on changing the way you guys operate in the offseason?**

He and I've had discussions about it. But I'll leave it to Kevin to address any issues regarding him and his future. My plan and our plan is to proceed in the short term like we always do. He's on me already bringing me up to speed with draft availability and value in that space and planning about how we're going to move. We were talking about Mobile [Alabama] this morning. You don't want to talk about the Senior Bowl this time of year because that means you're not in tournament and he understands that, but he also understands it's a necessary discussion and planning that he and I have to have. We already started that process and it's always an enjoyable one man. We have big time continuity and understanding within our relationship, and it's been great. It needs to be great as we as we get into this offseason work and so that's where my focus is and not some of the things that have been kicked around although I acknowledge that that they have been kicked around.

**I remember when we asked you after the bye week what you noticed while you're watching games and you said the impact of quarterback mobility. As you look at your quarterback room as you plan for the future. How important element is that -- have to be for whoever happens to be behind under center next year.**

The quarterback mobility is valued, not only by me, but by everyone. It's just a component of today's game and increasingly so.

**Talking about Kevin, and you talked about earlier how you appreciate being able to deal with him, frankly, I mean, he's been here with you for so long. What would your thoughts about working with another guy that position and how do you feel like that relationship has been beneficial to you?**

Man, I could talk all day about our relationship and how it's been beneficial to me. It's been a pleasure. In terms of what I'm open to and things of that nature, hypothetically speaking, I'll cross that bridge when I come to it. But just in general, my attitude is one that I own the responsibility of being an easy person to work with. And so, I'm not concerned about hypotheticals in that regard. I make myself an easy person to work with because I don't have side agendas, the Pittsburgh Steelers agenda is the agenda.

**When you see a player regress from one year to the next, or maybe multiple players at the same position. Do you look at those players individually? Or do you begin to wonder about the assistant coach who is dealing with them daily?**

I look at all components if you're talking about regression or progressing. If it's centered around an individual, if it's centered around multiple individuals, trying to figure out why. Trying to figure out the ability to increase progression. Trying to figure out the formula to reduce regression. And so, the answer to your question is all of the above, individually and collectively in components but also collectively, big picture. What am I doing environmentally to foster progression? What am I doing environmentally to reduce the potential for regression? And so, I look at it individually. I look at it in a small group component and the variables that comprise that component of it but also look at it globally. And that starts and ends with me.

**You guys are in a much different cap situation going into this year versus last year. How does that change the conversations or just adapt the conversations that you have with Kevin about free agents or bringing guys back?**

It's a component for sure. But again, we're at the infancy of it now. And so, if I gave you an illustration of it, I'd be speculating. But obviously it changes the nature of the conversations.



# 2021 Season In Review

- ◆ **Season-In-Review Notes**
- ◆ **NFL Standings & Results**
- ◆ **Steelers Record When...**
- ◆ **Game Summaries**
- ◆ **Division Playoff Race Week-by-Week**
- ◆ **Steelers NFL Rankings**
- ◆ **Steelers All-Time Leaders**
- ◆ **Steelers Quarterbacks Starting Records**
- ◆ **Steelers Rushing/Receiving Combinations**
- ◆ **Steelers in Domes (Since 1970)**



## COUNTDOWN TO KICKOFF

|       |   |
|-------|---|
| 1988  | The Steelers have either led the NFL or tied for the League lead in sacks dating back to the start of every season since 1988.  |
| 1,667 | RB <b>Najee Harris'</b> 1,667 yards from scrimmage in 2021 are the most by a rookie running back in franchise history.  |
| 469   | Pittsburgh has registered an NFL-best 469 tackles for loss in the regular season since the start of the 2017 campaign. The Steelers led the League with 103 TFL in 2020, which were the most by the franchise and tied for third in the NFL since 2008.   |
| 381   | RB <b>Najee Harris'</b> 381 touches without a fumble is the most by a running back without a fumble since at least 2000.  |
| 300+  | Pittsburgh has allowed just four 300-yard passers in the regular season since the start of the 2019 campaign, which is the fewest in the NFL over the span. The quarterbacks to throw for 300 yards against the Steelers over their last 46 games, include Justin Herbert (2021, Week 11 at L.A. Chargers), Derek Carr (2021, Week 2 vs. Las Vegas), Tom Brady (2019, Week 1 at New England) and Philip Rivers (2019, Week 6 at L.A. Chargers). |
| 200+  | Baltimore QB Tyler Huntley threw for just 141 yards in Week 18. Pittsburgh has limited 25 opponents to 200 passing yards or less in the regular season since the start of the 2019 campaign, which is the fourth-most in the NFL over the span.   |
| 169   | Pittsburgh scored 169 points in the fourth quarter in 2021, which was the second-most in the NFL and most in franchise history. The Steelers owned a 60-point scoring margin (169-109) in the fourth quarter, which was the third-largest in the NFL and second-largest by the franchise since 2000.  |
| 136   | Mike Tomlin and QB <b>Ben Roethlisberger</b> teamed up for 136 regular-season wins, which is the second-most by a head coach-quarterback pairing in NFL history.  |
| 87    | Pittsburgh has registered 87 takeaways in the regular season since the start of the 2019 campaign, which is the second-most in the NFL in that span. The Steelers have forced multiple turnovers in 29 games in the same span, which leads the League.  |
| 74    | RB <b>Najee Harris'</b> 74 receptions in 2021 are the most by a rookie in franchise history.  |
| 68.0  | DT <b>Cameron Heyward's</b> 68.0 career sacks are the most by a Steelers' defensive lineman since 1982, third-most by an active NFL defensive tackle, fifth-most in franchise history and fourth-most by a Steeler since 1982.  |
| 62    | Pittsburgh registered 62 starts by rookie players in 2021, which was the third-most in the NFL. The Steelers' 62 starts by rookie players are the most by the Steelers since at least 1991.   |
| 60    | TE <b>Pat Freiermuth's</b> 60 receptions in 2021 are the most by a rookie tight end in franchise history and fifth-most by a rookie tight end in NFL history.   |
| 57    | Pittsburgh registered 57 starts on offense alone from rookies in 2021, which was the most in the NFL. The Steelers' 57 starts by rookie offensive players are the most by the Steelers since at least 1991.   |
| 16    | S <b>Minkah Fitzpatrick's</b> 16 takeaways (interceptions, fumble recoveries) are tied for the third-most in the NFL since the start of the 2019 season.  |
| 17    | K <b>Chris Boswell</b> has made 17 of 21 field goal attempts in his NFL career from 50 yards or further. His 17 field goals made from 50+ yards are the most in franchise history.  |
| 11    | K <b>Chris Boswell</b> has made 11 of 13 career field goals (84.6%) in the final two minutes of regulation and overtime.  |
| 10+   | The Steelers have won four games when trailing at halftime by 10 or more points since the start of the 2020 season, which is the most in the NFL.   |

## COUNTDOWN TO KICKOFF

|      |   |
|------|---|
| 10   | LB <b>Joe Schobert</b> has 10 interceptions since 2017, which is the second-most in the League among linebackers.   |
| 9    | K <b>Chris Boswell</b> has connected on 15 of his last 17 field goals of 50+ yards. He made nine straight field goals of 50+ yards before his miss from 56 yards in Week 15 vs. Tennessee. Boswell's previous miss of a field goal of 50+ yards was in Week 7 of 2019 (vs. Miami, Oct. 28).   |
| 8    | RB <b>Najee Harris</b> registered three 100-yard rushing games and one 100-yard receiving game in 2021. He was the first rookie running back in franchise history and eighth in NFL history to register three or more 100-yard rushing games, and a 100-yard receiving game, in the same season (last, Roy Helu Jr., Washington Football Team, 2011).   |
| 7.0+ | DT <b>Cameron Heyward</b> has registered at least 7.0 sacks in a season six different times in his career, which is tied for the eighth-most by a defensive tackle since 1982.  |
| 8    | K <b>Chris Boswell</b> made eight field goals of 50 yards or longer in 2021 – the most by a Steelers kicker in a single season. His eight 50+ yard field goals were the second most in the NFL this season and tied for the fifth-most in a season since 2000.  |
| 8    | The Steelers have won eight games when trailing at the end of the third quarter since the start of 2020, which is the most in the NFL. Pittsburgh's .447 winning percentage when trailing at the end of the third quarter is the second-highest in the NFL since the start of 2020.   |
| 7    | With Pittsburgh's 19-13 victory over Tennessee in Week 15, in which the Steelers trailed, 13-3, at halftime, Pittsburgh has now won seven games when trailing at intermission since the start of 2020, which is tied for the most in the NFL.   |
| 7    | TE <b>Pat Freiermuth's</b> seven TD receptions in 2021 nearly equalled the rest of the entire rookie TE class (nine) combined and are tied for the most by a rookie tight end in franchise history. His seven TD receptions are tied for the fourth-most by a rookie tight end in NFL history.  |
| 5    | Pittsburgh led the NFL with 55.0 sacks in 2021. The Steelers have led the League in sacks in each of the last five seasons (2017-21). The Steelers are the first team in NFL history to lead the NFL in sacks in four straight seasons, let alone five.   |
| 5+   | WR <b>Diontae Johnson</b> has recorded five or more catches in 12 straight games, which is the second-longest active streak in the NFL. His streak of 12 consecutive games with five or more catches is the third-longest streak in franchise history.  |
| 4+   | Pittsburgh started at least four rookies in 10 games in 2021, which was the second-most in the NFL. The Steelers started at least four rookies in a game just five times over the previous 30 seasons (1991-2020).  |
| 4TH  | With the 29-27 victory over Chicago in Week 9, head coach Mike Tomlin became the 20th head coach in NFL history to reach 150 career wins. He reached the 150-win plateau in the fourth-fewest games (232 games) in League history.  |
| 2ND  | LB <b>Joe Schobert</b> has registered at least 100 tackles in each of the last five seasons. His 633 tackles are the second-most in the NFL since the start of the 2017 season.   |
| 2ND  | Since joining the Steelers in 2015, K <b>Chris Boswell</b> is 182-of-206 field goal attempts (88.3%). He ranks second in field goal percentage among all NFL kickers with at least 200 field goal attempts since 2015.  |
| 1    | K <b>Chris Boswell</b> is one of two kickers in the NFL this season with three or more field goals made in a single quarter (and both came in the fourth quarter, Week 9 vs. Chicago, and Week 15 vs. Tennessee). He is the first kicker in the NFL with three or more field goals made in multiple fourth quarters in the same season since Cairo Santos (Kansas City) in Week 2 and Week of 2016. |



## SECOND TIME AROUND

- The Steelers played Kansas City for the second time in 2021 when they met in the AFC Wild Card playoff game.
- With its 42-21 defeat at Kansas City, Pittsburgh dropped to 10-15 (.400) all-time against a non-divisional opponent in the second matchup of the season.

| DATE     | OPPONENT                 | RESULT        | ROUND              |
|----------|--------------------------|---------------|--------------------|
| 9/17/72  | vs. Oakland Raiders      | W, 34-28      | Regular Season     |
| 12/23/72 | vs. Oakland Raiders      | W, 13-7       | Divisional Playoff |
| 11/11/73 | at Oakland Raiders       | W, 17-9       | Regular Season     |
| 12/22/73 | at Oakland Raiders       | L, 33-14      | Divisional Playoff |
| 9/29/74  | vs. Oakland Raiders      | L, 17-0       | Regular Season     |
| 12/29/74 | at Oakland Raiders       | W, 24-13      | AFC Championship   |
| 9/12/76  | at Oakland Raiders       | L, 31-28      | Regular Season     |
| 12/26/76 | at Oakland Raiders       | L, 24-7       | AFC Championship   |
| 11/6/77  | at Denver Broncos        | L, 21-7       | Regular Season     |
| 12/24/77 | at Denver Broncos        | L, 34-21      | Divisional Playoff |
| 12/16/78 | at Denver Broncos        | W, 21-17      | Regular Season     |
| 12/30/78 | vs. Denver Broncos       | W, 33-10      | Divisional Playoff |
| 10/7/84  | vs. Miami Dolphins       | L, 31-7       | Regular Season     |
| 1/6/85   | at Miami Dolphins        | L, 45-28      | AFC Championship   |
| 11/5/89  | at Denver Broncos        | L, 34-7       | Regular Season     |
| 1/7/90   | at Denver Broncos        | L, 24-23      | Divisional Playoff |
| 11/8/92  | at Buffalo Bills         | L, 28-20      | Regular Season     |
| 1/9/93   | vs. Buffalo Bills        | L, 24-3       | Divisional Playoff |
| 12/24/94 | at San Diego Chargers    | L, 37-34      | Regular Season     |
| 1/15/95  | vs. San Diego Chargers   | L, 17-13      | AFC Championship   |
| 12/7/97  | vs. Denver Broncos       | W, 35-24      | Regular Season     |
| 1/11/98  | vs. Denver Broncos       | L, 24-21      | AFC Championship   |
| 12/13/97 | at New England Patriots  | W, 24-21 (OT) | Regular Season     |
| 1/3/98   | vs. New England Patriots | W, 7-6        | Divisional Playoff |
| 11/17/02 | at Tennessee Titans      | L, 31-23      | Regular Season     |
| 1/11/03  | at Tennessee Titans      | L, 34-31 (OT) | Divisional Playoff |
| 10/31/04 | vs. New England Patriots | W, 34-20      | Regular Season     |
| 1/23/05  | vs. New England Patriots | L, 41-27      | AFC Championship   |
| 12/12/04 | vs. New York Jets        | W, 17-6       | Regular Season     |
| 1/15/05  | vs. New York Jets        | W, 20-17 (OT) | Divisional Playoff |

|          |                          |          |                    |
|----------|--------------------------|----------|--------------------|
| 11/28/05 | at Indianapolis Colts    | L, 26-7  | Regular Season     |
| 1/15/06  | at Indianapolis Colts    | W, 21-18 | Divisional Playoff |
| 12/16/07 | vs. Jacksonville Jaguars | L, 29-22 | Regular Season     |
| 1/5/08   | vs. Jacksonville Jaguars | L, 31-29 | AFC Wild Card      |
| 11/16/08 | vs. San Diego Chargers   | W, 11-10 | Regular Season     |
| 1/11/09  | vs. San Diego Chargers   | W, 35-24 | Divisional Playoff |
| 12/19/10 | vs. New York Jets        | L, 22-17 | Regular Season     |
| 1/23/11  | vs. New York Jets        | W, 24-19 | AFC Championship   |
| 12/20/15 | vs. Denver Broncos       | W, 34-27 | Regular Season     |
| 1/17/16  | at Denver Broncos        | L, 23-16 | Divisional Playoff |
| 10/16/16 | at Miami Dolphins        | L, 30-15 | Regular Season     |
| 1/8/17   | vs. Miami Dolphins       | W, 30-12 | AFC Wild Card      |
| 10/2/16  | vs. Kansas City Chiefs   | W, 43-14 | Regular Season     |
| 1/15/17  | at Kansas City Chiefs    | W, 18-16 | Divisional Playoff |
| 10/23/16 | vs. New England Patriots | L, 27-16 | Regular Season     |
| 1/22/17  | at New England Patriots  | L, 36-17 | AFC Championship   |
| 10/8/17  | vs. Jacksonville Jaguars | L, 30-9  | Regular Season     |
| 1/14/18  | vs. Jacksonville Jaguars | L, 45-42 | Divisional Playoff |
| 12/26/21 | at Kansas City Chiefs    | L, 36-10 | Regular Season     |
| 1/16/22  | at Kansas City Chiefs    | L, 42-21 | Wild Card          |

## STEELERS IN THE PLAYOFFS

- Pittsburgh made its 32nd playoff appearance in franchise history when they opened the 2021 postseason at GEHA Field at Arrowhead Stadium on Sunday, Jan. 16.
- With its 42-21 defeat at Kansas City, the Steelers own a 36-27 (.571) record in the playoffs in franchise history.
- Pittsburgh has played in 63 playoff games in franchise history, which is the second-most in NFL history.

## MOST PLAYOFF GAMES IN NFL HISTORY

| RANK | TEAM                 | GAMES |
|------|----------------------|-------|
| 1.   | Dallas Cowboys       | 64    |
| 2.   | Pittsburgh Steelers  | 63    |
| 3.   | Green Bay Packers    | 61    |
| 4.   | New England Patriots | 59    |
| 5.   | San Francisco 49ers  | 55    |
| 6.   | Los Angeles Rams     | 51    |
|      | Minnesota Vikings    | 51    |
| 8.   | New York Giants      | 49    |
| 9.   | Indianapolis Colts   | 48    |
| 10.  | Philadelphia Eagles  | 47    |

- Pittsburgh's 36 playoff victories in franchise history are tied with Green Bay for the second-most in League history.

MOST PLAYOFF WINS IN NFL HISTORY

| RANK | TEAM                 | WINS |
|------|----------------------|------|
| 1.   | New England Patriots | 37   |
| 2.   | Pittsburgh Steelers  | 36   |
|      | Green Bay Packers    | 36   |
| 4.   | Dallas Cowboys       | 35   |
| 5.   | San Francisco 49ers  | 34   |

- Pittsburgh's .571 playoff winning percentage in franchise history is the fourth-highest in League history.

HIGHEST PLAYOFF WIN PERCENTAGE IN NFL HISTORY (MIN. 30 GAMES)

| RANK | TEAM                 | W  | L  | WIN PCT. |
|------|----------------------|----|----|----------|
| 1.   | New England Patriots | 37 | 22 | .627     |
| 2.   | San Francisco 49ers  | 34 | 21 | .618     |
| 3.   | Green Bay Packers    | 36 | 25 | .590     |
| 4.   | Pittsburgh Steelers  | 36 | 27 | .571     |
| 5.   | Las Vegas Raiders    | 25 | 20 | .556     |

STEELERS VS. TEAMS: PLAYOFFS

| TEAM                            | RECORD | WIN PCT. |
|---------------------------------|--------|----------|
| Baltimore/Indianapolis Colts    | 5-0    | 1.000    |
| Cincinnati Bengals              | 2-0    | 1.000    |
| New York Jets                   | 2-0    | 1.000    |
| Arizona Cardinals**             | 1-0    | 1.000    |
| Los Angeles Rams**              | 1-0    | 1.000    |
| Minnesota Vikings**             | 1-0    | 1.000    |
| Seattle Seahawks**              | 1-0    | 1.000    |
| Baltimore Ravens                | 3-1    | .750     |
| Houston Oilers/Tennessee Titans | 3-1    | .750     |
| Cleveland Browns                | 2-1    | .667     |
| Buffalo Bills                   | 2-1    | .667     |
| Dallas Cowboys**                | 2-1    | .667     |
| Kansas City Chiefs              | 1-2    | .333     |
| Miami Dolphins                  | 2-2    | .500     |
| Oakland/Los Angeles Raiders     | 3-3    | .500     |
| Denver Broncos                  | 3-5    | .375     |
| San Diego Chargers              | 1-2    | .333     |
| New England Patriots            | 1-4    | .200     |
| Green Bay Packers**             | 0-1    | .000     |
| Detroit Lions                   | 0-1    | .000     |
| Philadelphia Eagles*            | 0-1    | .000     |
| Jacksonville Jaguars            | 0-2    | .000     |
| Total                           | 36-27  | .571     |

\* 1947 Eastern Division playoff game

\*\* Super Bowl opponent

STEELERS IN THE WILD CARD

- The Steelers made their 13th appearance in an NFL Wild Card playoff in franchise history when they opened the 2021 postseason at GEHA Field at Arrowhead Stadium on Sunday, Jan. 16.
- Pittsburgh owns a 6-7 (.462) record in the Wild Card round.
- Pittsburgh is 3-3 (.500) in road Wild Card games.

| DATE     | OPPONENT                 | RESULT        |
|----------|--------------------------|---------------|
| 1/16/22  | at Kansas City Chiefs    | L, 42-21      |
| 1/10/21  | vs. Cleveland Browns     | L, 48-37      |
| 1/8/17   | vs. Miami Dolphins       | W, 30-12      |
| 1/9/16   | at Cincinnati Bengals    | W, 18-16      |
| 1/3/15   | vs. Baltimore Ravens     | L, 30-17      |
| 1/8/12   | at Denver Broncos        | L, 29-23      |
| 1/5/08   | vs. Jacksonville Jaguars | L, 31-29      |
| 1/8/06   | at Cincinnati Bengals    | W, 31-17      |
| 1/5/03   | vs. Cleveland Browns     | W, 36-33      |
| 12/29/96 | vs. Indianapolis Colts   | W, 42-14      |
| 1/8/94   | at Kansas City Chiefs    | L, 24-27 (OT) |
| 12/31/89 | at Houston Oilers        | W, 26-23      |
| 1/9/83   | vs. San Diego Chargers   | L, 31-28      |
| Total    |                          | 6-7 (.462)    |

STEELERS PLAYOFF OT GAMES

- Pittsburgh's last overtime playoff game - a loss at Denver in a 2011 Wild Card Game - was the team's fifth overtime postseason game in franchise history.
- The Steelers are 2-3 in those contests (1-3 on the road), with all games being decided by six points (except for the Broncos game). All three of the Steelers' overtime losses have come on the road.

| DATE     | OPPONENT              | RESULT   | ROUND      |
|----------|-----------------------|----------|------------|
| 12/31/89 | at Houston Oilers     | W, 26-23 | Wild Card  |
| 1/8/94   | at Kansas City Chiefs | L, 27-24 | Wild Card  |
| 1/11/03  | at Tennessee Titans   | L, 34-31 | Divisional |
| 1/15/05  | vs. New York Jets     | W, 20-17 | Divisional |
| 1/8/12   | at Denver Broncos     | L, 29-23 | Wild Card  |

## STEELERS IN THE DIVISIONAL ROUND

- Pittsburgh owns a 16-10 (.615) record in its 26 Divisional Playoff games.

| DATE     | OPPONENT                 | RESULT        |
|----------|--------------------------|---------------|
| 1/14/18  | vs. Jacksonville Jaguars | L, 45-42      |
| 1/15/17  | at Kansas City Chiefs    | W, 18-6       |
| 1/17/16  | at Denver Broncos        | L, 23-16      |
| 1/15/11  | vs. Baltimore Ravens     | W, 31-24      |
| 1/11/09  | vs. San Diego Chargers   | W, 35-24      |
| 1/15/06  | at Indianapolis Colts    | W, 21-18      |
| 1/15/05  | vs. New York Jets        | W, 20-17 (OT) |
| 1/11/03  | at Tennessee Titans      | L, 34-31 (OT) |
| 1/20/02  | vs. Baltimore Ravens     | W, 27-10      |
| 1/3/98   | vs. New England Patriots | W, 7-6        |
| 1/5/97   | at New England Patriots  | L, 28-3       |
| 1/6/96   | vs. Buffalo Bills        | W, 40-21      |
| 1/7/95   | vs. Cleveland Browns     | W, 29-9       |
| 1/9/93   | vs. Buffalo Bills        | L, 24-3       |
| 1/7/90   | at Denver Broncos        | L, 24-23      |
| 12/30/84 | at Denver Broncos        | W, 24-17      |
| 1/1/84   | at Los Angeles Raiders   | L, 38-10      |
| 12/30/79 | vs. Miami Dolphins       | W, 34-14      |
| 12/30/78 | vs. Denver Broncos       | W, 33-10      |
| 12/24/77 | at Denver Broncos        | L, 34-21      |
| 12/19/76 | at Baltimore Colts       | W, 40-14      |
| 12/27/75 | vs. Baltimore Colts      | W, 28-10      |
| 12/22/74 | vs. Buffalo Bills        | W, 32-14      |
| 12/22/73 | at Oakland Raiders       | L, 33-14      |
| 12/23/72 | vs. Oakland Raiders      | W, 13-7       |
| 12/21/47 | vs. Philadelphia Eagles  | L, 21-0       |
| Total    |                          | 16-10 (.615)  |

## STEELERS IN THE AFC CHAMPIONSHIP

- The Steelers made their 16th appearance in an AFC Championship Playoff game when they fell to the New England Patriots, 36-17, on Sunday, Jan. 22, 2017, at Gillette Stadium.
- Pittsburgh's eight conference championship victories since the 1970 AFL-NFL merger are tied for the second-most in both the AFC and NFL over the span.

## MOST CONFERENCE CHAMPIONSHIP WINS SINCE THE 1970 AFL-NFL MERGER

| RANK | TEAM                 | WINS |
|------|----------------------|------|
| 1.   | New England Patriots | 11   |
| 2.   | Pittsburgh Steelers  | 8    |
|      | Denver Broncos       | 8    |
|      | Dallas Cowboys       | 8    |
| 5.   | San Francisco 49ers  | 7    |

- Pittsburgh has an 8-8 (.500) record in its 16 AFC Championship games.

| DATE     | OPPONENT                 | RESULT     |
|----------|--------------------------|------------|
| 12/31/72 | vs. Miami Dolphins       | L, 21-17   |
| 12/29/74 | at Oakland Raiders       | W, 24-13   |
| 1/4/76   | vs. Oakland Raiders      | W, 16-10   |
| 12/26/76 | at Oakland Raiders       | L, 24-7    |
| 1/7/79   | vs. Houston Oilers       | W, 34-5    |
| 1/6/80   | vs. Houston Oilers       | W, 27-13   |
| 1/6/85   | at Miami Dolphins        | L, 45-28   |
| 1/15/95  | vs. San Diego Chargers   | L, 17-13   |
| 1/14/96  | vs. Indianapolis Colts   | W, 20-16   |
| 1/11/98  | vs. Denver Broncos       | L, 24-21   |
| 1/27/02  | vs. New England Patriots | L, 24-17   |
| 1/23/05  | vs. New England Patriots | L, 41-27   |
| 1/22/06  | at Denver Broncos        | W, 34-17   |
| 1/18/09  | vs. Baltimore Ravens     | W, 23-14   |
| 1/23/11  | vs. New York Jets        | W, 24-18   |
| 1/22/17  | at New England Patriots  | L, 36-17   |
| Total    |                          | 8-8 (.500) |

- Pittsburgh has played in 16 conference championship games since the 1970 AFL-NFL merger, which is the most in the AFC and tied for the most in the NFL over the span.

## MOST CONFERENCE CHAMPIONSHIP GAMES SINCE THE 1970 AFL-NFL MERGER

| RANK | TEAM                 | GAMES |
|------|----------------------|-------|
| 1.   | Pittsburgh Steelers  | 16    |
|      | San Francisco 49ers  | 16    |
| 3.   | New England Patriots | 15    |
| 4.   | Dallas Cowboys       | 14    |
| 5.   | Las Vegas Raiders    | 11    |
| 6.   | Denver Broncos       | 10    |
|      | L.A. Rams            | 10    |
| 8.   | Green Bay Packers    | 9     |
|      | Minnesota Vikings    | 9     |
| 10.  | Indianapolis Colts   | 8     |
|      | Miami Dolphins       | 8     |
|      | Philadelphia Eagles  | 8     |



STEELERS SUPER BOWL HISTORY

- The Steelers are 36-27 (.571) in the postseason, including a 21-12 record at home, 9-13 mark on the road and 6-2 record at neutral sites (Super Bowls IX, X, XIII, XIV, XXX, XL, XLIII and XLV).
- Pittsburgh has played in the Super Bowl three times since 2005 and the team's eight trips to the Super Bowl are tied for the second most in NFL history with the Dallas Cowboys and Denver Broncos (New England, 11). The Steelers' six wins in the Super Bowl are tied for the most in League history (New England).

| DATE    | OPPONENT          | RESULT     | SITE             |
|---------|-------------------|------------|------------------|
| 1/12/75 | Minnesota Vikings | W, 16-6    | New Orleans, La. |
| 1/18/76 | Dallas Cowboys    | W, 21-17   | Miami, Fla.      |
| 1/21/79 | Dallas Cowboys    | W, 35-31   | Miami, Fla.      |
| 1/20/80 | Los Angeles Rams  | W, 31-19   | Pasadena, Calif. |
| 1/28/96 | Dallas Cowboys    | L, 27-17   | Tempe, Ariz.     |
| 2/5/06  | Seattle Seahawks  | W, 21-10   | Detroit, Mich.   |
| 2/1/09  | Arizona Cardinals | W, 27-23   | Tampa, Fla.      |
| 2/6/11  | Green Bay Packers | L, 31-25   | Arlington, Texas |
| Total   |                   | 6-2 (.750) |                  |

TOMLIN IN THE PLAYOFFS

- **Mike Tomlin** is only the second coach in NFL history to reach two Super Bowls in his first four seasons as a head coach (Joe Gibbs - Washington Redskins).
- The Steelers are 8-9 (.471) during the Tomlin era in the postseason, with four of the seven losses being by six points or less.
- Tomlin is the youngest coach in NFL history to win a Super Bowl.
- The following is a look at the youngest head coaches in Super Bowl history.

| SEASON                | HEAD COACH  | TEAM       | YEAR. DAYS |
|-----------------------|-------------|------------|------------|
| 2008                  | Mike Tomlin | Pittsburgh | 36, 323*   |
| 1995                  | Bill Cowher | Pittsburgh | 38, 265    |
| 1968                  | Don Shula   | Baltimore  | 39, 8      |
| 2002                  | Jon Gruden  | Tampa Bay  | 39, 162    |
| 1967                  | John Rauch  | Oakland    | 40, 147    |
| * Age on Feb. 1, 2009 |             |            |            |

- Mike Tomlin became just the seventh coach in NFL history to win a Super Bowl within his first two seasons as head coach.
- The following is a look at the eight coaches who have won a Super Bowl within their first two seasons.

| YEAR | HEAD COACH     | TEAM                | SEASON |
|------|----------------|---------------------|--------|
| 2017 | Doug Pederson  | Philadelphia Eagles | 2nd    |
| 2008 | Mike Tomlin    | Pittsburgh Steelers | 2nd    |
| 2000 | Brian Billick  | Baltimore Ravens    | 2nd    |
| 1995 | Barry Switzer  | Dallas Cowboys      | 2nd    |
| 1989 | George Siefert | San Francisco 49ers | 1st    |
| 1982 | Joe Gibbs      | Washington Redskins | 2nd    |
| 1980 | Tom Flores     | Oakland Raiders     | 2nd    |
| 1971 | Don McCafferty | Baltimore Colts     | 2nd    |

WINNINGEST ACTIVE COACHES: POSTSEASON

| RANK | COACH           | YRS | GMS | W  | L  | WIN % |
|------|-----------------|-----|-----|----|----|-------|
| 1.   | Zac Taylor      | 1   | 2   | 2  | 0  | 1.000 |
| 2.   | Kyle Shanahan   | 2   | 5   | 4  | 1  | .800  |
| 3.   | Bruce Arians    | 4   | 8   | 6  | 2  | .750  |
| 4.   | Bill Belichick  | 19  | 44  | 31 | 13 | .705  |
| 5.   | Sean McVay      | 4   | 8   | 5  | 3  | .625  |
| 6.   | John Harbaugh   | 9   | 19  | 11 | 8  | .579  |
| 7.   | Andy Reid       | 17  | 33  | 18 | 15 | .545  |
| 8.   | Sean Payton     | 9   | 17  | 9  | 8  | .529  |
| 9.   | Mike McCarthy   | 10  | 19  | 10 | 9  | .526  |
| 10.  | Pete Carroll    | 11  | 21  | 11 | 10 | .524  |
| 11.  | Kevin Stefanski | 1   | 2   | 1  | 1  | .500  |
| 12.  | Mike Tomlin     | 10  | 17  | 8  | 9  | .471  |
| 13.  | Sean McDermott  | 4   | 7   | 3  | 4  | .429  |
| 14.  | Mike Vrabel     | 3   | 5   | 2  | 3  | .400  |
|      | Matt LaFleur    | 3   | 5   | 2  | 3  | .400  |
| 16.  | Ron Rivera      | 5   | 8   | 3  | 5  | .375  |
| 17.  | Frank Reich     | 2   | 3   | 1  | 2  | .333  |
| 18.  | Kliff Kingsbury | 1   | 1   | 0  | 1  | .000  |
|      | Rich Bisaccia   | 1   | 1   | 0  | 1  | .000  |
|      | Nick Sirianni   | 1   | 1   | 0  | 1  | .000  |

MISCELLANEOUS STEELERS POSTSEASON NOTES

- In 2005, the Steelers became the first No. 6 seed in NFL history to win the Super Bowl. Since then three other Wild Card teams have gone on to win the Super Bowl ('20 Tampa Bay, fifth seed; '10 Green Bay, sixth seed; '07 Giants, fifth seed).
- Pittsburgh is 9-13 (.409) all-time on the road in the postseason, including winning five of their previous nine.
- Pittsburgh's nine playoff road victories in franchise history are tied for the fifth-most in League history.

MOST PLAYOFF ROAD WINS IN NFL HISTORY

| RANK | TEAM                | WINS |
|------|---------------------|------|
| 1.   | Green Bay Packers   | 12   |
| 2.   | Baltimore Ravens    | 11   |
|      | Tennessee Titans    | 11   |
| 4.   | L.A. Rams           | 10   |
| 5.   | Pittsburgh Steelers | 9    |
|      | Indianapolis Colts  | 9    |
|      | Dallas Cowboys      | 9    |

- Pittsburgh's .409 playoff road winning percentage in franchise history is the sixth-highest in League history.

HIGHEST PLAYOFF WIN PERCENTAGE IN NFL HISTORY (MIN. 15 GAMES)

| RANK | TEAM                | W  | L  | WIN PCT. |
|------|---------------------|----|----|----------|
| 1.   | Baltimore Ravens    | 11 | 7  | .611     |
| 2.   | Tennessee Titans    | 11 | 15 | .423     |
| 3.   | Green Bay Packers   | 12 | 17 | .414     |
| 4.   | San Francisco 49ers | 7  | 10 | .412     |
|      | New York 49ers      | 7  | 10 | .412     |
| 6.   | Pittsburgh Steelers | 9  | 13 | .409     |

- The Steelers won the AFC Central title a team-record six consecutive seasons from 1974-79. They also won four consecutive division titles from 1994-97.
- The Steelers won a team-record seven consecutive postseason games, including two Super Bowls (IX and X), from Dec. 22, 1974 through Dec. 19, 1976. They won six consecutive postseason games from Dec. 30, 1978 through Jan. 20, 1980, including victories in Super Bowls XIII and XIV.
- The Steelers have been shut out only once in the postseason, during the 1947 Eastern Division Playoff game, Dec. 21, 1947, versus the Philadelphia Eagles. The Steelers and Eagles finished that season with 8-4 records and tied for first place in the Eastern Division. In those days, there was only one NFL Championship Game, so the two Pennsylvania neighbors squared off for the right to face the Chicago Cardinals in the Championship Game. The Eagles won, 21-0, but lost in the Championship Game, 28-21, to the Cardinals, the same franchise the Steelers faced in Super Bowl XLIII.
- The Steelers record for fewest points allowed in a playoff game is five, during a 34-5 win in the 1978 AFC Championship Game versus the Houston Oilers at Three Rivers Stadium, on Jan. 7, 1979. The Steelers allowed a team-high 48 points during a 48-37 AFC Wild Card home loss to the Cleveland Browns on Jan. 3, 2021.
- Pittsburgh has faced 22 different teams in the postseason and has a winning record against 12 of those opponents. The Steelers have split their postseason contests with two teams and have a losing record versus eight teams.

KINGS OF THE NORTH

- Pittsburgh captured the 2020 AFC North title, which marked the franchise's 24th overall division title, ninth since 2002 and fourth in the last eight years (2014, 2016, 2017 and 2020).
- The Steelers earned a division title for the 24th time since the 1970 AFL-NFL merger – the most division crowns by an NFL team in that span.
- Pittsburgh reached the playoffs for the 32nd time since the 1970 AFL-NFL merger – the most playoff berths by an NFL team in that span.
- Since the AFC North was adopted after the restructuring of the 2002 NFL season when the League realigned divisions after expanding to 32 teams, **Mike Tomlin** has won the division seven times (2007, 2008, 2010, 2014, 2016, 2017 and 2020).
- No other head coach has won the AFC North more than four times (John Harbaugh and Marvin Lewis).
- Pittsburgh's nine AFC North titles nearly equal the combined total from the rest of the division since 2002.

AFC NORTH TITLES

| TEAM   | TITLES |
|--|--------|
| Baltimore Ravens/ Cincinnati Bengals/ Cleveland Browns | 11     |
| Pittsburgh Steelers                                    | 9      |

AFC NORTH TITLES

| RANK | TEAM                | TITLES |
|------|---------------------|--------|
| 1.   | Pittsburgh Steelers | 9      |
| 2.   | Baltimore Ravens    | 6      |
| 3.   | Cincinnati Bengals  | 5      |
| 4.   | Cleveland Browns    | 0      |

STEELERS DOMINATE THE AFC NORTH

- Pittsburgh has either won or shared the AFC North Title 10 times (2002, 2004, 2007, 2008, 2010, 2011, 2014, 2016, 2017 and 2020) and finished second on seven other occasions (2005, 2006, 2009, 2013, 2015, 2018 and 2021).
- Pittsburgh owns an overall record of 88-38-1 (.697) against the AFC North.
- The Steelers' 88 all-time victories against the AFC North are the most of any divisional team.
- Pittsburgh's .697 all-time winning percentage against the AFC North is the highest of any divisional team.
- Pittsburgh owns a regular-season record of 83-36-1 (.696) vs. AFC North.
- The Steelers' 83 regular-season victories against the AFC North are the most of any divisional team.

- Pittsburgh's .696 regular-season winning percentage against the AFC North is the highest of any divisional team.
- The Steelers' 83 regular-season wins and .696 regular-season winning percentage against division opponents are tied for the second-most and second-highest among all NFL teams in divisional games (New England, 91 and .758; Indianapolis, 83).

REGULAR-SEASON AFC NORTH INTER-DIVISION RECORD

| RANK | TEAM                | W  | L  | T | WIN PCT. |
|------|---------------------|----|----|---|----------|
| 1.   | Pittsburgh Steelers | 83 | 36 | 1 | .696     |
| 2.   | Baltimore Ravens    | 68 | 52 | 0 | .567     |
| 3.   | Cincinnati Bengals  | 55 | 65 | 0 | .458     |
| 4.   | Cleveland Browns    | 33 | 86 | 1 | .279     |

- The Steelers own an overall home record of 48-17 (.738) vs. AFC North.
- Pittsburgh owns a regular-season home record of 45-15 (.750) vs. AFC North.
- The Steelers 45 regular-season home victories vs. AFC North foes are the most of any divisional team.
- Pittsburgh's .750 regular-season home winning percentage vs. AFC North is the highest of any divisional team.
- Pittsburgh's 45 regular-season home wins and .750 regular-season home winning percentage against division opponents are the third-most and third-highest among all NFL teams in divisional games (New England, 49 and .817; Indianapolis, 46 and .767).

REGULAR-SEASON AFC NORTH INTER-DIVISION HOME RECORD

| RANK | TEAM                | W  | L  | T | WIN PCT. |
|------|---------------------|----|----|---|----------|
| 1.   | Pittsburgh Steelers | 45 | 15 | 0 | .750     |
| 2.   | Baltimore Ravens    | 40 | 20 | 0 | .667     |
| 3.   | Cincinnati Bengals  | 30 | 30 | 0 | .500     |
| 4.   | Cleveland Browns    | 21 | 38 | 1 | .358     |

- The Steelers own an overall road record of 40-21-1 (.653) vs. AFC North.
- Pittsburgh owns a regular-season road record of 38-21-1 (.642) vs. AFC North.
- The Steelers' 38 regular-season road victories against the AFC North are the most of any divisional team.
- Pittsburgh's .642 regular-season road winning percentage against the AFC North is the highest of any divisional team.
- Pittsburgh's 38 regular-season road wins and .642 regular-season road winning percentage against division opponents are tied for the second-most and second-highest among all NFL teams in divisional games (New England, 42 and .700; Green Bay, 38).

REGULAR-SEASON AFC NORTH INTER-DIVISION ROAD RECORD

| RANK | TEAM                | W  | L  | T | WIN PCT. |
|------|---------------------|----|----|---|----------|
| 1.   | Pittsburgh Steelers | 38 | 21 | 1 | .642     |
| 2.   | Baltimore Ravens    | 28 | 32 | 0 | .467     |
| 3.   | Cincinnati Bengals  | 25 | 35 | 0 | .417     |
| 4.   | Cleveland Browns    | 12 | 48 | 0 | .200     |

CELEBRATING THE NEW YEAR

- Pittsburgh owns a regular-season record of 11-2 (.846) in the month of January since the 1970 NFL-AFL merger.
- The Steelers' 11 regular-season victories in the month of January are the most in the NFL over the span.
- Pittsburgh's .846 regular-season winning percentage in the month of January is the highest in the NFL over the span.

MOST REGULAR-SEASON JANUARY WINS SINCE 1970 NFL-AFL MERGER

| RANK | TEAM                 | WINS |
|------|----------------------|------|
| 1.   | Pittsburgh Steelers  | 11   |
| 2.   | Green Bay Packers    | 10   |
|      | New England Patriots | 10   |
| 4.   | Tennessee Titans     | 8    |
|      | Seattle Seahawks     | 8    |
|      | L.A. Chargers        | 8    |

HIGHEST REGULAR-SEASON JANUARY WINNING PERCENTAGE SINCE 1970 NFL-AFL MERGER

| RANK | TEAM                 | W  | L | T | WIN PCT. |
|------|----------------------|----|---|---|----------|
| 1.   | Pittsburgh Steelers  | 11 | 2 | 0 | .846     |
| 2.   | Green Bay Packers    | 10 | 3 | 0 | .769     |
|      | New England Patriots | 10 | 3 | 0 | .769     |
| 4.   | L.A. Chargers        | 8  | 3 | 0 | .727     |
| 5.   | Tennessee Titans     | 8  | 5 | 0 | .615     |
|      | Seattle Seahawks     | 8  | 5 | 0 | .615     |

- Pittsburgh owns a regular-season record of 6-1 (.857) under head coach **Mike Tomlin** in the month of January (since 2007).
- The Steelers' six regular-season victories in the month of January are tied for the most in the NFL over the span.
- Pittsburgh's .857 regular-season winning percentage in the month of January is tied for the highest in the NFL over the span.

MOST REGULAR-SEASON JANUARY WINS SINCE 2007

| RANK | TEAM                | WINS |
|------|---------------------|------|
| 1.   | Pittsburgh Steelers | 6    |
|      | Green Bay Packers   | 6    |
| 3.   | Five teams with     | 5    |

HIGHEST REGULAR-SEASON JANUARY WINNING PERCENTAGE SINCE 2007

| RANK | TEAM                 | W | L | T | WIN PCT. |
|------|----------------------|---|---|---|----------|
| 1.   | Pittsburgh Steelers  | 6 | 1 | 0 | .857     |
|      | Green Bay Packers    | 6 | 1 | 0 | .857     |
| 3.   | Five teams tied with | 5 | 2 | 0 | .714     |

REGULAR-SEASON FINALES

- Pittsburgh owns an all-time record of 44-41 (.518) in regular-season finales.
- The Steelers own a road record of 23-36 (.390) in regular-season finales.
- Pittsburgh carried an 11-game winning streak in regular-season finales into the Week 17 matchup at Baltimore in 2019, but the Ravens upended the Steelers, 28-10. Pittsburgh also dropped its season finale at Cleveland, 24-22, in 2020.
- The Steelers have captured five of their last seven regular-season finales on the road.
- Pittsburgh has captured 18 of its last 23 regular-season finales, including 12 of the last 15 under head coach **Mike Tomlin**.
- Since 1978 (when the NFL went to the 16-game schedule), Pittsburgh is 25-17 (.595) in regular-season finales.
- The Steelers' 25 victories in regular-season finales are tied for the third-most in the NFL since 1978.
- Pittsburgh's .595 winning percentage in regular-season finales is tied for the third-highest in the NFL since 1978.

MOST WINS IN REGULAR-SEASON FINALES SINCE 1978

| RANK | TEAM                 | WINS |
|------|----------------------|------|
| 1.   | Green Bay Packers    | 29   |
| 2.   | Kansas City Chiefs   | 26   |
| 3.   | Pittsburgh Steelers  | 25   |
|      | New England Patriots | 25   |
|      | Philadelphia Eagles  | 25   |
|      | L.A. Chargers        | 25   |
|      | Indianapolis Colts   | 25   |
|      | San Francisco 49ers  | 25   |
|      | Tennessee Titans     | 25   |
|      | Seattle Seahawks     | 25   |

HIGHEST WIN PERCENTAGE IN REGULAR-SEASON FINALES SINCE 1978

| RANK | TEAM                 | W  | L  | T | WIN PCT. |
|------|----------------------|----|----|---|----------|
| 1.   | Green Bay Packers    | 29 | 13 | 0 | .690     |
| 2.   | Kansas City Chiefs   | 26 | 16 | 0 | .619     |
| 3.   | Pittsburgh Steelers  | 25 | 17 | 0 | .595     |
|      | New England Patriots | 25 | 17 | 0 | .595     |
|      | Philadelphia Eagles  | 25 | 17 | 0 | .595     |
|      | L.A. Chargers        | 25 | 17 | 0 | .595     |
|      | Indianapolis Colts   | 25 | 17 | 0 | .595     |
|      | Tennessee Titans     | 25 | 17 | 0 | .595     |
|      | Seattle Seahawks     | 25 | 17 | 0 | .595     |
|      | San Francisco 49ers  | 25 | 17 | 0 | .595     |

- Since 2007 (when head coach **Mike Tomlin** opened his career), Pittsburgh is 12-3 (.800) in regular-season finales.
- The Steelers' 12 victories in regular-season finales under Tomlin are the most in the NFL since 2007.



- Pittsburgh's .800 winning percentage in regular-season finales under Tomlin is the highest in the NFL since 2007.

MOST WINS IN REGULAR-SEASON FINALES SINCE 2007

| RANK | TEAM                 | WINS |
|------|----------------------|------|
| 1.   | Pittsburgh Steelers  | 12   |
| 2.   | San Francisco 49ers  | 11   |
| 3.   | Green Bay Packers    | 10   |
|      | New England Patriots | 10   |
|      | L.A. Chargers        | 10   |
|      | Indianapolis Colts   | 10   |

HIGHEST WIN PERCENTAGE IN REGULAR-SEASON FINALES SINCE 2007

| RANK | TEAM                 | W  | L | T | WIN PCT. |
|------|----------------------|----|---|---|----------|
| 1.   | Pittsburgh Steelers  | 12 | 3 | 0 | .800     |
| 2.   | San Francisco 49ers  | 11 | 4 | 0 | .733     |
| 3.   | Green Bay Packers    | 10 | 5 | 0 | .667     |
|      | New England Patriots | 10 | 5 | 0 | .667     |
|      | L.A. Chargers        | 10 | 5 | 0 | .667     |
|      | Indianapolis Colts   | 10 | 5 | 0 | .667     |

STEELERS ON SUNDAY NIGHT

- Since Sunday Night Football debuted in 1978, the Steelers have played in 56 contests and hold a 30-26 (.536) mark under the lights on Sunday.
- Pittsburgh made two appearances in 2021 (Week 6 vs. Seattle - W, 23-20 ot; Week 11 at L.A. Chargers - L, 41-37).
- Mike Tomlin has guided the Steelers to an 19-14 (.576) record on Sunday Night Football, including 10-7 (.588) at home and 9-7 (.563) on the road.
- Pittsburgh's 56 appearances on Sunday Night Football are the second-most in the NFL.

MOST ALL-TIME SUNDAY NIGHT FOOTBALL APPEARANCES

| RANK | TEAM                 | APPEARANCES |
|------|----------------------|-------------|
| 1.   | Dallas Cowboys       | 73          |
| 2.   | Pittsburgh Steelers  | 56          |
| 3.   | New England Patriots | 55          |
| 4.   | N.Y. Giants          | 54          |
| 5.   | Denver Broncos       | 51          |

- Pittsburgh's 30 victories on Sunday Night Football are the fourth-most in the NFL.

MOST ALL-TIME SUNDAY NIGHT FOOTBALL VICTORIES

| RANK | TEAM                 | WINS |
|------|----------------------|------|
| 1.   | Dallas Cowboys       | 37   |
| 2.   | Green Bay Packers    | 33   |
| 3.   | New England Patriots | 32   |
| 4.   | Pittsburgh Steelers  | 30   |
| 5.   | Denver Broncos       | 27   |

- Pittsburgh's .536 winning percentage on Sunday Night Football is the third-highest in the NFL (minimum 45 games played).

BEST ALL-TIME SUNDAY NIGHT FOOTBALL RECORD (MIN. 45 GAMES PLAYED)

| RANK | TEAM                 | RECORD | WIN PCT. |
|------|----------------------|--------|----------|
| 1.   | Green Bay Packers    | 33-16  | .673     |
| 2.   | New England Patriots | 32-23  | .582     |
| 3.   | Pittsburgh Steelers  | 30-26  | .536     |
| 4.   | Philadelphia Eagles  | 26-23  | .531     |
| 5.   | Denver Broncos       | 27-24  | .529     |

STEELERS ON MONDAY NIGHT

- Since Monday Night Football debuted in 1970, the Steelers have played in 76 games and holds a 51-25 (.671) mark under the lights on Monday, including 29-5 (.853) at home and 22-20 (.524) on the road.
- Pittsburgh's 76 appearances on Monday Night Football are the fourth-most in the NFL.

MOST MONDAY NIGHT FOOTBALL GAMES

| RANK | TEAM                | GAMES |
|------|---------------------|-------|
| 1.   | Miami Dolphins      | 86    |
| 2.   | Dallas Cowboys      | 83    |
| 3.   | San Francisco 49ers | 79    |
| 4.   | Pittsburgh Steelers | 76    |
| 5.   | Denver Broncos      | 75    |

- Pittsburgh's .671 winning percentage on Monday Night Football is the highest in the NFL (min. 50 games).

BEST MONDAY NIGHT FOOTBALL WIN PERCENTAGE (MIN. 50 GAMES)

| RANK | TEAM                | W  | L  | T | WIN PCT. |
|------|---------------------|----|----|---|----------|
| 1.   | Pittsburgh Steelers | 51 | 25 | 0 | .671     |
| 2.   | San Francisco 49ers | 50 | 29 | 0 | .633     |
| 3.   | Las Vegas Raiders   | 42 | 30 | 1 | .582     |
| 4.   | Dallas Cowboys      | 48 | 35 | 0 | .578     |
| 5.   | Philadelphia Eagles | 36 | 29 | 0 | .554     |

- The Steelers' 51 victories on Monday Night Football are the most in the NFL.

MOST MONDAY NIGHT FOOTBALL WINS

| RANK | TEAM                           | WINS |
|------|--------------------------------|------|
| 1.   | Pittsburgh Steelers            | 51   |
| 2.   | San Francisco 49ers            | 50   |
| 3.   | Dallas Cowboys                 | 48   |
| 4.   | Miami Dolphins                 | 43   |
| 5.   | Oakland/L.A./Las Vegas Raiders | 42   |

- Pittsburgh's .853 home winning percentage on Monday Night Football is the highest in the NFL.
- Pittsburgh has won 20 consecutive Monday Night Football home games. The Steelers last lost a MNF home game on Oct. 14, 1991 vs. New York Giants (23-20).

BEST MONDAY NIGHT FOOTBALL HOME WIN PERCENTAGE SINCE 1970 AFL-NFL MERGER

| RANK | TEAM                | W  | L | T | WIN PCT. |
|------|---------------------|----|---|---|----------|
| 1.   | Pittsburgh Steelers | 29 | 5 | 0 | .853     |
| 2.   | Seattle Seahawks    | 19 | 7 | 0 | .731     |
| 3.   | Kansas City Chiefs  | 17 | 7 | 0 | .708     |
| 4.   | Las Vegas Raiders   | 20 | 9 | 0 | .690     |
| 5.   | Indianapolis Colts  | 13 | 6 | 0 | .684     |

- The Steelers' 29 home victories on Monday Night Football are tied for the second-most in the NFL.

MOST MONDAY NIGHT FOOTBALL HOME WINS

| RANK | TEAM                | WINS |
|------|---------------------|------|
| 1.   | Miami Dolphins      | 34   |
| 2.   | Pittsburgh Steelers | 29   |
|      | San Francisco 49ers | 29   |
| 4.   | Denver Broncos      | 24   |
| 5.   | Philadelphia Eagles | 22   |
|      | Dallas Cowboys      | 22   |

STEELERS SAVE THEIR BEST FOR LAST

- Pittsburgh is 40-12 (.769) in regular-season home finales since the 1970 NFL-AFL merger.
- The Steelers' 40 regular-season victories in home finales are the most in the NFL over the span.
- Pittsburgh's .769 regular-season winning percentage in home finales is the second-highest in the NFL over the span.

MOST WINS IN REGULAR SEASON HOME FINALES SINCE 1970 NFL-AFL MERGER

| RANK | TEAM                 | WINS |
|------|----------------------|------|
| 1.   | Pittsburgh Steelers  | 40   |
| 2.   | Indianapolis Colts   | 38   |
|      | Cincinnati Bengals   | 38   |
|      | New England Patriots | 38   |
| 5.   | Green Bay Packers    | 36   |
|      | San Francisco 49ers  | 36   |
|      | Kansas City Chiefs   | 36   |

HIGHEST REGULAR-SEASON HOME FINALE WINNING PERCENTAGE SINCE 1970 NFL-AFL MERGER

| RANK | TEAM                 | W  | L  | T | WIN PCT. |
|------|----------------------|----|----|---|----------|
| 1.   | Baltimore Ravens     | 21 | 5  | 0 | .808     |
| 2.   | Pittsburgh Steelers  | 40 | 12 | 0 | .769     |
| 3.   | Indianapolis Colts   | 38 | 14 | 0 | .731     |
|      | Cincinnati Bengals   | 38 | 14 | 0 | .731     |
|      | New England Patriots | 38 | 14 | 0 | .731     |

- Pittsburgh is 13-2 (.867) in regular-season home finales under head coach **Mike Tomlin** (since 2007).
- The Steelers' 13 regular-season victories in home finales under Tomlin are the tied for the most over the span.
- Pittsburgh's .867 regular-season winning percentage in home finales under Tomlin is tied for the highest over the span.

MOST WINS IN REGULAR SEASON HOME FINALES SINCE 2007

| RANK | TEAM                 | WINS |
|------|----------------------|------|
| 1.   | Pittsburgh Steelers  | 13   |
|      | New England Patriots | 13   |
|      | Cincinnati Bengals   | 13   |
| 4.   | Indianapolis Colts   | 12   |
|      | Baltimore Ravens     | 12   |

HIGHEST REGULAR-SEASON HOME FINALE WINNING PERCENTAGE SINCE 2007

| RANK | TEAM                 | W  | L | T | WIN PCT. |
|------|----------------------|----|---|---|----------|
| 1.   | Pittsburgh Steelers  | 13 | 2 | 0 | .867     |
|      | New England Patriots | 13 | 2 | 0 | .867     |
|      | Cincinnati Bengals   | 13 | 2 | 0 | .867     |
| 4.   | Indianapolis Colts   | 12 | 3 | 0 | .800     |
|      | Baltimore Ravens     | 12 | 3 | 0 | .800     |

- The Steelers have played Cleveland in 16 home finales since the 1970 NFL-AFL merger.
- Pittsburgh is 15-1 (.938) in those 16 previous meetings, including 6-0 under Tomlin.

WHEN FACING STARTING QB DRAFTED NO. 1 OVERALL

- Pittsburgh has played 105 games in franchise history against an opposing starting QB who was drafted No. 1 overall.
- The Steelers are 65-36-4 (.641) in the regular season when facing a starting QB who was drafted No. 1 overall.
- Pittsburgh ranks first in winning percentage and tied for third in victories in the regular season when facing a starting QB who was drafted No. 1 overall (since 1950).
- The Steelers played five games in 2021 against an opposing starting QB who was drafted No. 1 overall (Joe Burrow, 2; Baker Mayfield, 2; Jared Goff 1).
- Pittsburgh also played five games in 2020 against an opposing starting QB who was drafted No. 1 overall (Baker Mayfield, 3; Alex Smith, 1; Joe Burrow, 1).
- Pittsburgh is 36-18-4 (.655) in the regular season at home when facing a starting QB who was drafted No. 1 overall.
- The Steelers are 29-18 (.617) in the regular season on the road when facing a starting QB who was drafted No. 1 overall.
- Pittsburgh is 25-14-1 (.638) in the regular season under head coach **Mike Tomlin** when facing a starting QB who was drafted No. 1 overall.

HIGHEST WIN PCT VS. STARTING QB DRAFTED NO. 1 OVERALL – SINCE 1950

| RANK | TEAM                 | W  | L  | T | WIN PCT. |
|------|----------------------|----|----|---|----------|
| 1.   | Pittsburgh Steelers  | 65 | 36 | 4 | .641     |
| 2.   | Philadelphia Eagles  | 79 | 53 | 2 | .597     |
| 3.   | New England Patriots | 59 | 42 | 0 | .584     |
| 4.   | Denver Broncos       | 52 | 39 | 0 | .571     |
| 5.   | Green Bay Packers    | 65 | 53 | 1 | .550     |

MOST WINS VS. STARTING QB DRAFTED NO. 1 OVERALL – SINCE 1950

| RANK | TEAM                | WINS |
|------|---------------------|------|
| 1.   | Philadelphia Eagles | 79   |
| 2.   | San Francisco 49ers | 68   |
| 3.   | Pittsburgh Steelers | 65   |
|      | Green Bay Packers   | 65   |
| 5.   | Seattle Seahawks    | 63   |

HEINZ FIELD ADVANTAGE

- With its 26-14 victory over Cleveland in Week 17, Pittsburgh improved its overall record at Heinz Field to 130-51-2 (.716).
- The Steelers are 122-45-2 (.728) in regular-season games at Heinz Field since the stadium opened in 2001.
- Pittsburgh's 122 regular-season victories at Heinz Field are tied for the third-most in the NFL since 2001.
- Pittsburgh's .728 regular-season winning percentage at Heinz Field is the third-highest in the NFL since 2001.

MOST REGULAR-SEASON HOME WINS SINCE 2001

| RANK | TEAM                 | WINS |
|------|----------------------|------|
| 1.   | New England Patriots | 136  |
| 2.   | Green Bay Packers    | 123  |
| 3.   | Pittsburgh Steelers  | 122  |
|      | Baltimore Ravens     | 122  |
| 5.   | Seattle Seahawks     | 115  |

HIGHEST REGULAR-SEASON HOME WINNING PERCENTAGE SINCE 2001

| RANK | TEAM                 | W   | L  | T | WIN PCT. |
|------|----------------------|-----|----|---|----------|
| 1.   | New England Patriots | 136 | 33 | 0 | .805     |
| 2.   | Green Bay Packers    | 123 | 43 | 2 | .738     |
| 3.   | Pittsburgh Steelers  | 122 | 45 | 2 | .728     |
| 4.   | Baltimore Ravens     | 122 | 47 | 0 | .722     |
| 5.   | Seattle Seahawks     | 115 | 53 | 0 | .685     |

- Pittsburgh's .728 regular-season winning percentage at Heinz Field is the second-highest of any NFL franchise in its current stadium (minimum of 100 games).

BEST ALL-TIME RECORD IN CURRENT STADIUM (MIN. 100 GAMES)

| RANK | STADIUM                    | RECORD    | WIN PCT. |
|------|----------------------------|-----------|----------|
| 1.   | Gillette Stadium           | 130-31    | .807     |
| 2.   | Heinz Field                | 122-45-2  | .728     |
| 3.   | M&T Bank Stadium           | 136-57    | .705     |
| 4.   | Lumen Field                | 109-51    | .681     |
| 5.   | Lambeau Field              | 214-109-4 | .661     |
| 6.   | Lucas Oil Stadium          | 72-41     | .637     |
| 7.   | Empower Field at Mile High | 105-64    | .621     |
| 8.   | Arrowhead Stadium          | 233-155-1 | .600     |
| 9.   | Hard Rock Stadium          | 163-114   | .588     |
| 10.  | Lincoln Financial Field    | 87-64-1   | .576     |

- Pittsburgh is 97-43 (.693) overall against the AFC at Heinz Field.
- The Steelers are 89-37 (.706) in the regular season against the AFC at Heinz Field.
- Pittsburgh's 89 regular-season victories against the AFC at Heinz Field are tied for the second-most in the AFC since 2001.
- Pittsburgh's .706 regular-season winning percentage against the AFC at Heinz Field is tied for the second-highest in the AFC since 2001.

MOST REGULAR-SEASON HOME WINS SINCE 2001

| RANK | TEAM                 | WINS |
|------|----------------------|------|
| 1.   | New England Patriots | 105  |
| 2.   | Pittsburgh Steelers  | 89   |
|      | Baltimore Ravens     | 89   |
| 4.   | Indianapolis Colts   | 85   |
| 5.   | Denver Broncos       | 77   |

HIGHEST REGULAR-SEASON HOME WINNING PERCENTAGE SINCE 2001

| RANK | TEAM                 | W   | L  | T | WIN PCT. |
|------|----------------------|-----|----|---|----------|
| 1.   | New England Patriots | 105 | 21 | 0 | .833     |
| 2.   | Pittsburgh Steelers  | 89  | 37 | 0 | .706     |
|      | Baltimore Ravens     | 89  | 37 | 0 | .706     |
| 4.   | Indianapolis Colts   | 85  | 41 | 0 | .675     |
| 5.   | Denver Broncos       | 77  | 49 | 0 | .611     |

- Pittsburgh is 20-1 (.952) in the regular season vs. Cleveland at Heinz Field.
- The Steelers' .952 winning percentage against the Browns at Heinz Field is the third-highest in NFL history for a team vs. a single opponent at a single stadium (min. 10 games).

HIGHEST WINNING PERCENTAGE VS. SINGLE OPPONENT AT SINGLE STADIUM IN NFL HISTORY (MIN. 10 GAMES)

| TEAM (OPP.)                     | STADIUM              | W-L-T (PCT.)   |
|---------------------------------|----------------------|----------------|
| Pittsburgh (San Diego Chargers) | Three Rivers Stadium | 11-0-0 (1.000) |
| Washington (Detroit Lions)      | RFK Memorial Stadium | 11-0-0 (1.000) |
| Pittsburgh (Cleveland Browns)   | Heinz Field          | 20-1-0 (.952)  |
| San Francisco (Detroit Lions)   | Candlestick Park     | 12-1-0 (.923)  |
| L.A. Rams (Atlanta Falcons)     | L.A. Coliseum        | 11-1-2 (.917)  |

UNDER THE LIGHTS

- Pittsburgh is 92-65 (.586) in regular-season primetime games since the 1970 AFL-NFL merger.
- Pittsburgh made five primetime regular-season appearances in 2021 (Week 6 vs. Seattle; Week 9 vs. Chicago; Week 11 at L.A. Chargers; Week 14 at Minnesota; Week 17 vs. Cleveland).
- Pittsburgh's 157 appearances in primetime are the second-most in the League since the 1970 AFL-NFL merger.
- The Steelers' 92 victories in primetime are the second-most in the League since the 1970 AFL-NFL merger.
- Pittsburgh's .586 winning percentage in primetime is the fourth-highest in the League since the 1970 AFL-NFL merger.

MOST REGULAR-SEASON PRIMETIME GAMES SINCE 1970 AFL-NFL MERGER

| RANK | TEAM                | GAMES |
|------|---------------------|-------|
| 1.   | Dallas Cowboys      | 177   |
| 2.   | Pittsburgh Steelers | 157   |
| 3.   | Denver Broncos      | 148   |
| 4.   | N.Y. Giants         | 146   |
| 5.   | Las Vegas Raiders   | 138   |
|      | Green Bay Packers   | 138   |

**MOST REGULAR-SEASON PRIMETIME WINS SINCE 1970 AFL-NFL MERGER**

| RANK | TEAM                | WINS |
|------|---------------------|------|
| 1.   | Dallas Cowboys      | 97   |
| 2.   | Pittsburgh Steelers | 82   |
| 3.   | San Francisco 49ers | 81   |
| 4.   | Green Bay Packers   | 80   |
| 5.   | Philadelphia Eagles | 76   |

**BEST REGULAR-SEASON PRIMETIME WIN PERCENTAGE SINCE 1970 AFL-NFL MERGER (MIN. 100 GAMES)**

| RANK | TEAM                | W  | L  | T | WIN PCT. |
|------|---------------------|----|----|---|----------|
| 1.   | Seattle Seahawks    | 63 | 36 | 1 | .635     |
| 2.   | Kansas City Chiefs  | 64 | 40 | 0 | .615     |
| 3.   | San Francisco 49ers | 81 | 55 | 0 | .596     |
| 4.   | Pittsburgh Steelers | 92 | 65 | 0 | .586     |
| 5.   | Green Bay Packers   | 80 | 57 | 1 | .583     |

- Pittsburgh's 68 regular-season home primetime games are tied for the fifth-most since the 1970 AFL-NFL merger.

**MOST REGULAR-SEASON HOME PRIMETIME GAMES SINCE 1970 AFL-NFL MERGER**

| RANK | TEAM                | GAMES |
|------|---------------------|-------|
| 1.   | Miami Dolphins      | 86    |
| 2.   | Dallas Cowboys      | 80    |
| 3.   | San Francisco 49ers | 78    |
| 4.   | Denver Broncos      | 72    |
| 5.   | Pittsburgh Steelers | 68    |
|      | L.A. Chargers       | 68    |

- Pittsburgh's 51 regular-season home victories in primetime are the second-most since the 1970 AFL-NFL merger.

**MOST REGULAR-SEASON HOME PRIMETIME WINS SINCE 1970 AFL-NFL MERGER**

| RANK | TEAM                | WINS |
|------|---------------------|------|
| 1.   | Miami Dolphins      | 55   |
| 2.   | Pittsburgh Steelers | 51   |
| 3.   | San Francisco 49ers | 49   |
| 4.   | Seattle Seahawks    | 47   |
| 5.   | Green Bay Packers   | 45   |
|      | Dallas Cowboys      | 45   |

- Pittsburgh's .750 regular-season home winning percentage in primetime is the highest since the 1970 AFL-NFL merger (min. 40 games).

**HIGHEST REGULAR-SEASON HOME PRIMETIME WIN PERCENTAGE SINCE 1970 AFL-NFL MERGER (MIN. 40 GAMES)**

| RANK | TEAM                 | W  | L  | T | WIN PCT. |
|------|----------------------|----|----|---|----------|
| 1.   | Pittsburgh Steelers  | 51 | 17 | 0 | .750     |
| 2.   | Green Bay Packers    | 44 | 16 | 1 | .730     |
| 3.   | Seattle Seahawks     | 47 | 19 | 0 | .712     |
| 4.   | New England Patriots | 40 | 19 | 0 | .678     |
| 5.   | Kansas City Chiefs   | 34 | 17 | 0 | .667     |

**STEELERS ON NINE DAYS REST**

- Pittsburgh has played 30 games on franchise history on nine days rest, which is the fourth-most in NFL history.
- The Steelers are 20-10 (.667) in franchise history on nine days rest.

**MOST GAMES ON NINE DAYS REST IN NFL HISTORY**

| RANK | TEAM                | GAMES |
|------|---------------------|-------|
| 1.   | Detroit Lions       | 84    |
| 2.   | Dallas Cowboys      | 48    |
| 3.   | Green Bay Packers   | 36    |
| 4.   | Pittsburgh Steelers | 30    |
| 5.   | Indianapolis Colts  | 25    |
|      | Chicago Bears       | 25    |

- Pittsburgh's 20 victories in franchise history on nine days rest are the fourth-most in NFL history.

**MOST VICTORIES ON NINE DAYS REST IN NFL HISTORY**

| RANK | TEAM                | WINS |
|------|---------------------|------|
| 1.   | Detroit Lions       | 33   |
| 2.   | Dallas Cowboys      | 30   |
| 3.   | Green Bay Packers   | 24   |
| 4.   | Pittsburgh Steelers | 20   |
| 5.   | Chicago Bears       | 15   |

- The Steelers' .667 winning percentage in franchise history on nine days rest is the second-highest in NFL history (min. 20 games).

**HIGHEST WINNING PERCENTAGE ON NINE DAYS REST IN NFL HISTORY (MIN. 20 GAMES)**

| RANK | TEAM                | RECORD | WIN PCT. |
|------|---------------------|--------|----------|
| 1.   | Pittsburgh Steelers | 20-10  | .667     |
|      | Green Bay Packers   | 24-12  | .667     |
| 3.   | Arizona Cardinals   | 13-7   | .650     |
| 4.   | Dallas Cowboys      | 30-18  | .625     |
| 5.   | N.Y. Jets           | 13-8   | .619     |

- Since Thursday Night Football debuted in 1980, the Steelers have played in 24 contests on nine days rest, which is the third-most in the NFL.

- Pittsburgh is 17-7 (.708) in on nine days rest since 1980.

#### MOST GAMES ON NINE DAYS REST SINCE 1980

| RANK | TEAM                | GAMES |
|------|---------------------|-------|
| 1.   | Detroit Lions       | 42    |
| 2.   | Dallas Cowboys      | 37    |
| 3.   | Pittsburgh Steelers | 24    |
| 4.   | Green Bay Packers   | 22    |
| 5.   | Minnesota Vikings   | 21    |

- The Steelers' 17 victories on nine days rest since 1980 are the second-most in the NFL.

#### MOST VICTORIES ON NINE DAYS REST SINCE 1980

| RANK | TEAM                 | WINS |
|------|----------------------|------|
| 1.   | Dallas Cowboys       | 21   |
| 2.   | Pittsburgh Steelers  | 17   |
| 3.   | Green Bay Packers    | 16   |
| 4.   | Chicago Bears        | 12   |
|      | New England Patriots | 12   |
|      | Minnesota Vikings    | 12   |

- Pittsburgh's .708 winning percentage on nine days rest since 1980 is the second-highest in the NFL.

#### HIGHEST WINNING PERCENTAGE ON NINE DAYS REST SINCE 1980

| RANK | TEAM                 | RECORD | WIN PCT. |
|------|----------------------|--------|----------|
| 1.   | Green Bay Packers    | 16-6   | .727     |
| 2.   | Pittsburgh Steelers  | 17-7   | .708     |
| 3.   | New Orleans Saints   | 9-4    | .692     |
| 4.   | Baltimore Ravens     | 10-5   | .667     |
|      | New England Patriots | 12-6   | .667     |

- Mike Tomlin has guided the Steelers to an 12-3 (.800) record on nine days rest, including 6-1 (.857) at home and 6-2 (.750) on the road.
- Tomlin's .800 winning percentage on nine days rest is the third-highest in NFL history (min. 10 games).

#### HIGHEST WINNING PERCENTAGE ON NINE DAYS REST IN NFL HISTORY (MIN. 10 GAMES)

| RANK | COACH          | RECORD | WIN PCT. |
|------|----------------|--------|----------|
| 1.   | Mike McCarthy  | 11-2   | .846     |
| 2.   | Bill Belichick | 13-3   | .813     |
| 3.   | Mike Tomlin    | 12-3   | .800     |
| 4.   | Sean Payton    | 8-3    | .727     |
| 5.   | Tom Landry     | 14-6   | .700     |

- Pittsburgh's .800 winning percentage under Tomlin on nine days rest is the second-highest in the NFL since 2007.

#### HIGHEST WINNING PERCENTAGE ON NINE DAYS REST SINCE 2007

| RANK | TEAM                 | RECORD | WIN PCT. |
|------|----------------------|--------|----------|
| 1.   | New England Patriots | 10-2   | .833     |
| 2.   | Pittsburgh Steelers  | 12-3   | .800     |
| 3.   | Green Bay Packers    | 11-3   | .786     |
| 4.   | Baltimore Ravens     | 9-4    | .692     |
|      | Tennessee Titans     | 9-4    | .692     |
|      | Denver Broncos       | 9-4    | .692     |
|      | Dallas Cowboys       | 9-4    | .692     |

- Pittsburgh's .857 home winning percentage under Tomlin on nine days rest is tied for the second-highest in the NFL since 2007 (min. five games).

#### HIGHEST HOME WINNING PERCENTAGE ON NINE DAYS REST SINCE 2007 (MIN. FIVE GAMES)

| RANK | TEAM                 | RECORD | WIN PCT. |
|------|----------------------|--------|----------|
| 1.   | Green Bay Packers    | 6-0    | 1.000    |
| 2.   | Pittsburgh Steelers  | 6-1    | .857     |
| 3.   | New England Patriots | 5-1    | .833     |
| 4.   | Indianapolis Colts   | 6-3    | .667     |
|      | Tampa Bay Buccaneers | 4-2    | .667     |

#### STEELERS ON THURSDAY NIGHT

- Since Thursday Night Football debuted in 1980, the Steelers have played in 23 contests and hold an 11-12 (.478) mark under the lights on Thursday.
- Mike Tomlin has guided the Steelers to an 8-8 (.500) record on Thursday Night Football, including 6-1 (.857) at home and 2-7 (.222) on the road.
- Pittsburgh's 16 appearances on Thursday Night Football since 2007 are tied for most in the NFL.
- The Steelers' eight victories on Thursday Night Football since 2007 are tied for the sixth-most in the NFL.
- Pittsburgh has played 28 games in franchise history on Thursday, including 23 on Thursday night.
- The 28 appearances on Thursday are the fifth-most in NFL history.

#### STEELERS ON THREE DAYS REST

- Pittsburgh has played 22 games (9-13, .409) since the 1970 AFL-NFL merger on three days rest, which is tied for the fourth-most in the League.
- Mike Tomlin has guided the Steelers to a 7-7 (.500) record on three days rest, including 5-1 (.833) at home and 2-6 (.250) on the road.

#### KICKOFF WEEKEND

- Pittsburgh owns a 46-38-5 (.545) all-time record on Kickoff Weekend, including 31-18-3 (.625) at home and 15-20-2 (.432) on the road.
- The Steelers have opened seven consecutive seasons (2015-21) away from Heinz Field. Pittsburgh is 4-2-1 (.643) in those six games.
- Pittsburgh owns a 6-3 (.667) record against AFC East foes on Kickoff weekend.
- Pittsburgh improved to 2-0 in season-opening meetings with Buffalo. The Steelers had not faced the Bills in a season opener since Sept. 3, 1978, when the Steelers won on the road, 28-17.
- Since 1960, Pittsburgh is 14-2-1 on Kickoff Weekend when a Steelers running back rushes for 100 yards or more.
- The Steelers are 16-1-1 in Week 1 games since 1940 when the team scores 30+ points.
- Pittsburgh QB Ben Roethlisberger owns franchise Kickoff Weekend records (since 1960) for the most completions (33), passing attempts (43) and passing yards (365) - the first two during the team's 2009 opening day, 13-10, win over Tennessee and his yardage total in 2014's Week 1 win vs. Cleveland (30-27).
- Pittsburgh's 46 all-time victories on Kickoff Weekend rank first among AFC teams.



STEELERS IN A DOME

- Since the 1970 AFL-NFL merger, the Steelers have played in 59 regular-season games in a dome.
- Pittsburgh has played in 14 domes in franchise history, including first-time visits to SoFi Stadium (L.A. Chargers) and U.S. Bank Stadium (Minnesota Vikings) in 2021.
- The Steelers own a 31-28 (.525) mark in games played indoor since the 1970 AFL-NFL merger.

HOME OPENER

- Pittsburgh owns a 51-35-3 (.590) record in home openers, including an 11-4 (.733) mark under head coach **Mike Tomlin**.
- The Steelers have played host to the Raiders four times for their home opener. Pittsburgh won in 2004 (24-21) and 1972 (34-28), but lost in 2002 (30-17) and 2021 (26-17).
- Since Heinz Field opened in 2001, the Steelers are 16-5 (.762) in their first home game of the season.
- The .762 winning percentage in regular-season home openers since 2001 is the fifth-highest in the NFL.

BEST HOME OPENING RECORD SINCE 2001

| RANK | TEAM                 | RECORD | WIN. PCT. |
|------|----------------------|--------|-----------|
| 1.   | Denver Broncos       | 18-3   | .842      |
| 2.   | Seattle Seahawks     | 17-4   | .842      |
| 3.   | New England Patriots | 17-4   | .810      |
|      | Baltimore Ravens     | 17-4   | .800      |
| 5.   | Pittsburgh Steelers  | 16-5   | .800      |

STEELERS FOLLOWING A BYE WEEK

- Since the bye week returned to the NFL in 1990, the Steelers have played in 33 contests following a bye week and hold a 21-12 (.636) record.
- Pittsburgh's 21 victories following a bye week are tied for the fifth-most in the NFL over that span.

MOST VICTORIES FOLLOWING A BYE WEEK SINCE 1990

| RANK | TEAM                | VICTORIES |
|------|---------------------|-----------|
| 1.   | Denver Broncos      | 24        |
| 2.   | Philadelphia Eagles | 23        |
|      | Dallas Cowboys      | 23        |
| 4.   | Buffalo Bills       | 22        |
| 5.   | Pittsburgh Steelers | 21        |
|      | Indianapolis Colts  | 21        |

- Pittsburgh's .636 winning percentage following a bye week is tied for the sixth-highest in the NFL over that span.

BEST ALL-TIME RECORD FOLLOWING A BYE WEEK SINCE 1990

| RANK | TEAM                | W  | L  | T | WIN PCT. |
|------|---------------------|----|----|---|----------|
| 1.   | Denver Broncos      | 24 | 9  | 0 | .727     |
| 2.   | Philadelphia Eagles | 23 | 10 | 0 | .697     |
|      | Dallas Cowboys      | 23 | 10 | 0 | .697     |
| 4.   | Baltimore Ravens    | 18 | 8  | 0 | .692     |
| 5.   | Buffalo Bills       | 22 | 11 | 0 | .667     |
| 6.   | Pittsburgh Steelers | 21 | 12 | 0 | .636     |
|      | Indianapolis Colts  | 21 | 12 | 0 | .636     |

- Mike Tomlin has guided the Steelers to an 11-4 (.733) record in games following a bye week, including a 5-1 (.833) mark at Heinz Field.
- Tomlin's 11 victories following a bye week are tied for the second-most in the NFL over that span.

MOST VICTORIES FOLLOWING A BYE WEEK SINCE 2007

| RANK | TEAM                      | VICTORIES |
|------|---------------------------|-----------|
| 1.   | Indianapolis Colts        | 12        |
| 2.   | Pittsburgh Steelers       | 11        |
|      | Baltimore Ravens          | 11        |
|      | Atlanta Falcons           | 11        |
| 5.   | Six other teams tied with | 10        |

- Tomlin's .733 winning percentage following a bye week is tied for the second-highest in the NFL over that span.

BEST HOME RECORD FOLLOWING A BYE WEEK SINCE 2007

| RANK | TEAM                      | W  | L | T | WIN PCT. |
|------|---------------------------|----|---|---|----------|
| 1.   | Indianapolis Colts        | 12 | 3 | 0 | .800     |
| 2.   | Pittsburgh Steelers       | 11 | 4 | 0 | .733     |
|      | Atlanta Falcons           | 11 | 4 | 0 | .733     |
|      | Baltimore Ravens          | 11 | 4 | 0 | .733     |
| 5.   | Six other teams tied with | 10 | 5 | 0 | .667     |

- Pittsburgh has won five straight games following its bye week and 11 of its last 14.

STEELERS ON A SHORT WEEK FOLLOWING MONDAY NIGHT FOOTBALL

- Pittsburgh has played 70 games in franchise history on a short week following Monday Night Football.
- The Steelers own an impressive 40-29-1 (.579) mark in such contests, including a tie with Detroit in Week 10 and victory over Baltimore in Week 18.
- Pittsburgh has won nine of its last 12 games on a short week following Monday Night Football.
- The Steelers own a 13-7-1 (.643) record under head coach **Mike Tomlin** on a short week following Monday Night Football.
- Pittsburgh is 30-22-1 (.575) at home on a short week following Monday Night Football, including a 16-12-1 (.569) record at Heinz Field.

STEELERS ON FIVE DAYS REST

- Pittsburgh has played 115 games in franchise history on five days rest.
- The Steelers own a 59-55-1 (.517) mark in such contests, including a tie with Detroit in Week 18 and victory at Baltimore in Week 18.
- Pittsburgh has won nine of its last 12 games on five days rest.
- The Steelers own an 12-8-1 (.595) record under head coach **Mike Tomlin** on five days rest.
- Pittsburgh is 41-30-1 (.576) at home on five days rest.

STEELERS VS. WEST COAST TEAMS

- Pittsburgh traveled to the Pacific time zone in Week 11 at the L.A. Chargers for the first time since 2019 when it played both San Francisco (Week 3) and the Chargers (Week 6).
- Pittsburgh owns a 20-41 (.328) regular-season road record against teams that comprise the Pacific time zone (L.A. Rams, Oakland/L.A./Las Vegas Raiders, San Diego/L.A. Chargers, San Francisco 49ers and Seattle Seahawks).
- The Steelers are 9-7 (.563) all-time at the Chargers.

## CELEBRATING THE NEW YEAR

- Pittsburgh owns an all-time record of 36-23 (.610) in the month of January since the 1970 NFL-AFL merger.
- The Steelers' 36 victories in the month of January are the third-most in the NFL over the span.
- Pittsburgh's .610 winning percentage in the month of January is tied for the third-highest in the NFL over the span.

## MOST JANUARY WINS SINCE 1970 NFL-AFL MERGER

| RANK | TEAM                 | WINS |
|------|----------------------|------|
| 1.   | New England Patriots | 38   |
| 2.   | San Francisco 49ers  | 37   |
| 3.   | Pittsburgh Steelers  | 36   |
| 4.   | Green Bay Packers    | 31   |
| 5.   | Dallas Cowboys       | 29   |

## HIGHEST JANUARY WINNING PERCENTAGE SINCE 1970 NFL-AFL MERGER

| RANK | TEAM                     | W  | L  | T | WIN PCT. |
|------|--------------------------|----|----|---|----------|
| 1.   | New England Patriots     | 38 | 20 | 0 | .655     |
| 2.   | San Francisco 49ers      | 37 | 22 | 0 | .627     |
| 3.   | Pittsburgh Steelers      | 36 | 23 | 0 | .610     |
|      | Washington Football Team | 25 | 16 | 0 | .610     |
| 5.   | Green Bay Packers        | 31 | 25 | 0 | .554     |

- Pittsburgh owns a record of 14-9 (.609) under head coach **Mike Tomlin** in the month of January (since 2007).
- The Steelers' 14 victories in the month of January are tied for the fifth-most in the NFL over the span.
- Pittsburgh's .609 winning percentage in the month of January is the fifth-highest in the NFL over the span (min. 15 games).

## MOST JANUARY WINS SINCE 2007

| RANK | TEAM                 | WINS |
|------|----------------------|------|
| 1.   | New England Patriots | 20   |
| 2.   | Green Bay Packers    | 17   |
| 3.   | Seattle Seahawks     | 16   |
| 4.   | San Francisco 49ers  | 15   |
| 5.   | Pittsburgh Steelers  | 14   |
|      | Baltimore Ravens     | 14   |

## HIGHEST JANUARY WINNING PERCENTAGE SINCE 2007 (MIN. 15 GAMES)

| RANK | TEAM                 | W  | L  | T | WIN PCT. |
|------|----------------------|----|----|---|----------|
| 1.   | San Francisco 49ers  | 15 | 4  | 0 | .789     |
| 2.   | New England Patriots | 20 | 10 | 0 | .667     |
| 3.   | N.Y. Giants          | 10 | 6  | 0 | .625     |
| 4.   | Seattle Seahawks     | 16 | 10 | 0 | .615     |
| 5.   | Pittsburgh Steelers  | 14 | 9  | 0 | .609     |

## STATS OF THE WEIRD

- In its 19-13 victory over Tennessee in Week 15, Pittsburgh became the first team since the St. Louis Cardinals in Week 4 of 1987 to win a football game despite the following: registered less than 200 yards of total offense, opponent racked up over 39 minutes in time of possession and opponent ran for 200 or more yards.
- When those circumstances occur in an NFL game, teams are 58-2 (.967).
- Miami was the last team in the League to register fewer yards of total offense in a victory (145 in Week 8 of 2020).

- Pittsburgh's victory snapped a streak of 11 consecutive losses for NFL teams with 168 yards of total offense or less.
- Dating back to 2000, and entering Week 15, teams were 235-28 when holding their opponent to 168 yards of total offense or less.
- The Steelers' 168 yards of total offense are their fewest in a victory since Week 2 of 2010 when Pittsburgh managed just 127 total yards in a victory over Tennessee, 19-11.
- The 168 total yards are tied for the fourth-fewest in victory in franchise history.

## FEWEST YARDS OF TOTAL OFFENSE IN VICTORY IN FRANCHISE HISTORY

| RANK | OPP. DATE                     | YARDS |
|------|-------------------------------|-------|
| 1.   | vs. Houston Oilers, 9/16/1990 | 123   |
| 2.   | at Tennessee, 9/19/2010       | 127   |
| 3.   | vs. Cincinnati, 11/19/1978    | 154   |
| 4.   | vs. Tennessee, 12/19/2021     | 168   |
|      | at Cleveland, 11/23/2003      | 168   |
|      | at Cincinnati, 10/10/1983     | 168   |

- Pittsburgh managed to possess the ball for just 20:52 in its Week 15 victory over Tennessee. The Steelers have not possessed the ball for less time in a victory dating back to at least 1991.
- The previous low for time of possession in a victory was Week 11 of 2018 when Pittsburgh possessed the ball for just 22:20 in a 20-16 win at Jacksonville.
- Only one team in the NFL dating back to the stat of the 2019 season possessed the ball for less than 20:52 and won: Seattle defeated Minnesota in Week 5 of 2020 (20:32).
- Pittsburgh is the first team since at least 1940 to win a game despite amassing less than 170 total yards, 35 rush yards and surrendering more than 200 rush yards.

## DON'T LEAVE EARLY

- Pittsburgh played 11 games in 2021 decided by one score (eight points or less), which was tied for the third-most in the NFL.
- The Steelers owned a 8-2-1 (.773) record in one-score games in 2021.
- Pittsburgh's eight victories in one-score games were the most in the NFL.

## MOST VICTORIES IN ONE-SCORE GAMES IN 2021

| RANK | TEAM                           | WINS |
|------|--------------------------------|------|
| 1.   | Pittsburgh Steelers            | 8    |
| 2.   | Atlanta Falcons                | 7    |
|      | Las Vegas Raiders              | 7    |
| 4.   | Five different teams tied with | 6    |

- The Steelers' .773 winning percentage in one-score games was the fourth-highest in the NFL (min. five games).

## HIGHEST WINNING PERCENTAGE IN ONE-SCORE GAMES IN 2021 (MIN. FIVE GAMES)

| RANK | TEAM                 | RECORD | WIN PCT. |
|------|----------------------|--------|----------|
| 1.   | Tampa Bay Buccaneers | 6-0    | 1.000    |
| 2.   | Atlanta Falcons      | 7-2    | .778     |
|      | Las Vegas Raiders    | 7-2    | .778     |
| 4.   | Pittsburgh Steelers  | 8-2-1  | .773     |
| 5.   | Tennessee Titans     | 6-2    | .750     |

- Pittsburgh's eight victories in one-score games are tied for the most in franchise history.

MOST VICTORIES IN ONE-SCORE GAMES IN FRANCHISE HISTORY

| RANK | YEAR                                   | WINS |
|------|--|------|
| 1.   | 2021                                   | 8    |
|      | 2017                                   | 8    |
| 3.   | 2020                                   | 7    |
| 4.   | Nine different Steeler teams tied with | 6    |

- The Steelers' .773 winning percentage in one-score games is the sixth-highest in franchise history (min. five games).

HIGHEST WINNING PERCENTAGE IN ONE-SCORE GAMES IN FRANCHISE HISTORY (MIN. FIVE GAMES)

| RANK | TEAM | RECORD | WIN PCT. |
|------|------|--------|----------|
| 1.   | 2004 | 6-0    | 1.000    |
| 2.   | 1993 | 4-1    | .800     |
|      | 1977 | 4-1    | .800     |
|      | 2017 | 8-2    | .800     |
| 5.   | 2020 | 7-2    | .778     |
| 6.   | 2021 | 8-2-1  | .773     |

- Pittsburgh's 15 victories in one-score games are the most in the NFL since the start of the 2020 season.

MOST VICTORIES IN ONE-SCORE GAMES SINCE 2020

| RANK | TEAM                | WINS |
|------|---------------------|------|
| 1.   | Pittsburgh Steelers | 15   |
| 2.   | Kansas City Chiefs  | 13   |
|      | Tennessee Titans    | 13   |
| 4.   | Minnesota Vikings   | 12   |
|      | Cleveland Browns    | 12   |
|      | Las Vegas Raiders   | 12   |

- The Steelers' .775 winning percentage in one-score games is the highest in the NFL (min. 10 games) since the start of the 2020 season.

HIGHEST WINNING PERCENTAGE IN ONE-SCORE GAMES SINCE 2020 (MIN. 10 GAMES)

| RANK | TEAM                 | RECORD | WIN PCT. |
|------|----------------------|--------|----------|
| 1.   | Pittsburgh Steelers  | 15-4-1 | .775     |
| 2.   | Kansas City Chiefs   | 13-4   | .765     |
|      | Tennessee Titans     | 13-4   | .765     |
| 4.   | Tampa Bay Buccaneers | 9-3    | .750     |
| 5.   | Green Bay Packers    | 10-5   | .667     |
|      | Las Vegas Raiders    | 12-6   | .667     |

HALFTIME GOT YOU DOWN

- Pittsburgh rallied from a 10-0 halftime deficit in Week 1 at Buffalo for a 23-16 win. According to the NFL Media Research Department and the Elias Sports Bureau, the Steelers became just the second team in NFL history to win a Week 1 game after trailing by at least ten points and being shutout at the half.
- Teams had previously been 1-104-1 in such situations.
- Pittsburgh has won seven games when trailing at halftime since the start of the 2020 season, which is the second-most in the NFL over the span.

MOST VICTORIES WHEN TRAILING AT HALFTIME SINCE 2020

| RANK | TEAM                  | WINS |
|------|-----------------------|------|
| 1.   | Kansas City Chiefs    | 8    |
| 2.   | Pittsburgh Steelers   | 7    |
| 3.   | Tennessee Titans      | 6    |
|      | Tampa Bay Buccaneers  | 6    |
| 5.   | Eight teams tied with | 4    |

- Pittsburgh's .412 winning percentage when trailing at halftime is the third-highest in the NFL since the start of the 2020 season.

BEST WIN PERCENTAGE WHEN TRAILING AT HALFTIME SINCE 2020

| RANK | TEAM                 | RECORD | WIN PCT. |
|------|----------------------|--------|----------|
| 1.   | Kansas City Chiefs   | 8-4    | .667     |
| 2.   | Tennessee Titans     | 6-7    | .462     |
| 3.   | Pittsburgh Steelers  | 7-10   | .412     |
| 4.   | Tampa Bay Buccaneers | 6-9    | .400     |
| 5.   | Green Bay Packers    | 3-5    | .375     |

- Pittsburgh registered 36 regular-season victories when trailing at halftime during the 18-year career of QB **Ben Roethlisberger** (2004-21), which was tied for the third-most in the League over that span.

MOST VICTORIES WHEN TRAILING AT HALFTIME SINCE 2004

| RANK | TEAM                | WINS |
|------|---------------------|------|
| 1.   | Indianapolis Colts  | 37   |
|      | Seattle Seahawks    | 37   |
| 3.   | Pittsburgh Steelers | 36   |
|      | Green Bay Packers   | 36   |
|      | Miami Dolphins      | 36   |

- Pittsburgh has won four games in which it trailed by 10 or more points at halftime since the start of the 2020 season, which is the most in the League.

MOST VICTORIES WHEN TRAILING BY 10+ POINTS AT HALFTIME SINCE 2020

| RANK | TEAM                     | WINS |
|------|--------------------------|------|
| 1.   | Pittsburgh Steelers      | 4    |
| 2.   | Tampa Bay Buccaneers     | 3    |
| 3.   | Washington Football Team | 2    |
|      | Tennessee Titans         | 2    |
|      | Cincinnati Bengals       | 2    |

- Pittsburgh's .500 winning percentage in games in which it trailed by 10 or more points at halftime is the highest in the NFL since the start of the 2020 season.

BEST WIN PERCENTAGE WHEN TRAILING BY 10+ POINTS AT HALFTIME SINCE 2020

| RANK | TEAM                 | RECORD | WIN PCT. |
|------|----------------------|--------|----------|
| 1.   | Pittsburgh Steelers  | 4-4    | .500     |
| 2.   | Tampa Bay Buccaneers | 3-4    | .429     |
| 3.   | Seattle Seahawks     | 1-2    | .333     |
| 4.   | Tennessee Titans     | 2-6    | .250     |
|      | Arizona Cardinals    | 1-3    | .250     |

- Pittsburgh has registered 10 regular-season victories in which it trailed by 10 or more points at halftime during the 18-year career of QB **Ben Roethlisberger** (2004-21), which was tied for the second-most in the League over that span.

#### MOST VICTORIES WHEN TRAILING BY 10+ POINTS AT HALFTIME SINCE 2004

| RANK | TEAM                  | WINS |
|------|-----------------------|------|
| 1.   | Indianapolis Colts    | 11   |
| 2.   | Pittsburgh Steelers   | 10   |
|      | Denver Broncos        | 10   |
| 4.   | Chicago Bears         | 9    |
| 5.   | Three teams tied with | 8    |

- Pittsburgh has won five games in which it trailed by 10 or more points in the second half since the start of the 2020 season, which is the most in the League.

#### MOST VICTORIES WHEN TRAILING BY 10+ POINTS IN SECOND HALF SINCE 2020

| RANK | TEAM                 | WINS |
|------|----------------------|------|
| 1.   | Pittsburgh Steelers  | 5    |
| 2.   | Tennessee Titans     | 4    |
|      | Tampa Bay Buccaneers | 4    |
| 4.   | Baltimore Ravens     | 3    |
|      | Chicago Bears        | 3    |

- Pittsburgh's .357 winning percentage in games in which it trailed by 10 or more points in the second half is the second-highest in the NFL since the start of the 2020 season.

#### BEST WIN PERCENTAGE WHEN TRAILING BY 10+ POINTS IN SECOND HALF SINCE 2020

| RANK | TEAM                 | RECORD | WIN PCT. |
|------|----------------------|--------|----------|
| 1.   | Tampa Bay Buccaneers | 4-6    | .400     |
| 2.   | Pittsburgh Steelers  | 5-9    | .357     |
| 3.   | Tennessee Titans     | 4-8    | .333     |
| 4.   | Kansas City Chiefs   | 2-5    | .286     |
| 5.   | Baltimore Ravens     | 3-8    | .273     |

- Pittsburgh has registered 19 regular-season victories in which it trailed by 10 or more points in the second half during the 18-year career of QB **Ben Roethlisberger** (2004-21), which was the second-most in the League over that span.

#### MOST VICTORIES WHEN TRAILING BY 10+ POINTS IN THE SECOND HALF SINCE 2004

| RANK | TEAM                 | WINS |
|------|----------------------|------|
| 1.   | Indianapolis Colts   | 20   |
| 2.   | Pittsburgh Steelers  | 19   |
| 3.   | Denver Broncos       | 16   |
| 4.   | L.A. Chargers        | 15   |
| 5.   | Four teams tied with | 14   |

- Pittsburgh has registered 11 regular-season road victories when trailing in the second half by 10 or more points during the 18-year career of QB **Ben Roethlisberger** (2004-21), which was tied for the most in the League over that span.

#### MOST ROAD VICTORIES WHEN TRAILING BY 10+ POINTS IN THE SECOND HALF SINCE 2004

| RANK | TEAM                | WINS |
|------|---------------------|------|
| 1.   | Pittsburgh Steelers | 11   |
|      | L.A. Chargers       | 11   |
| 3.   | Indianapolis Colts  | 10   |
| 4.   | Kansas City Chiefs  | 9    |
|      | Tennessee Titans    | 9    |
|      | Dallas Cowboys      | 9    |

- The Steelers have won six games in which they trailed by 10 or more points since the start of the 2020 season, which is tied for the most in the NFL over the span.

#### MOST VICTORIES WHEN TRAILING BY 10+ POINTS SINCE 2020

| RANK | TEAM                  | WINS |
|------|-----------------------|------|
| 1.   | Pittsburgh Steelers   | 6    |
|      | Tampa Bay Buccaneers  | 6    |
| 3.   | Tennessee Titans      | 5    |
| 4.   | Seven teams tied with | 4    |

- Pittsburgh has registered 28 regular-season victories when trailing by 10 or more points during the 18-year career of QB **Ben Roethlisberger** (2004-21), which was the most in the League over that span.

#### MOST VICTORIES WHEN TRAILING BY 10+ POINTS SINCE 2004

| RANK | TEAM                 | WINS |
|------|----------------------|------|
| 1.   | Pittsburgh Steelers  | 28   |
| 2.   | Indianapolis Colts   | 26   |
|      | New England Patriots | 26   |
|      | Chicago Bears        | 26   |
| 5.   | Denver Broncos       | 25   |
|      | New Orleans Saints   | 25   |

#### FOURTH QUARTER IS WINNING TIME

- The Steelers have won eight games when trailing at the end of the third quarter since the start of the 2020 season, which is the most in the NFL over the span.

#### MOST VICTORIES WHEN TRAILING AFTER 3RD QUARTER SINCE 2020

| RANK | TEAM                 | WINS |
|------|----------------------|------|
| 1.   | Pittsburgh Steelers  | 8    |
| 2.   | Tennessee Titans     | 5    |
|      | L.A. Chargers        | 5    |
|      | Chicago Bears        | 5    |
| 5.   | Five teams tied with | 4    |

- Pittsburgh's .447 winning percentage when trailing at the end of the third quarter is the second-highest in the NFL since the start of the 2020 season.

BEST WIN PERCENTAGE WHEN TRAILING AT HALFTIME SINCE 2020

| RANK | TEAM                 | RECORD | WIN PCT. |
|------|----------------------|--------|----------|
| 1.   | Kansas City Chiefs   | 4-3    | .571     |
| 2.   | Pittsburgh Steelers  | 8-10-1 | .447     |
| 3.   | Tennessee Titans     | 5-9    | .357     |
| 4.   | Tampa Bay Buccaneers | 4-8    | .333     |
|      | L.A. Chargers        | 5-10   | .333     |

- Pittsburgh has registered 32 regular-season victories when trailing after three quarters during the 18-year career of QB **Ben Roethlisberger** (2004-21), which was the most in the League over that span.

MOST VICTORIES WHEN TRAILING AFTER THREE QUARTERS SINCE 2004

| RANK | TEAM                | WINS |
|------|---------------------|------|
| 1.   | Pittsburgh Steelers | 32   |
| 2.   | Indianapolis Colts  | 30   |
| 3.   | L.A. Chargers       | 28   |
|      | Chicago Bears       | 28   |
| 5.   | Tennessee Titans    | 27   |
|      | Arizona Cardinals   | 27   |
|      | Dallas Cowboys      | 27   |

- Pittsburgh has registered 19 regular-season road victories when trailing after three quarters during the 18-year career of QB **Ben Roethlisberger** (2004-21), which was the second-most in the League over that span.

MOST ROAD VICTORIES WHEN TRAILING AFTER THREE QUARTERS SINCE 2004

| RANK | TEAM                | WINS |
|------|---------------------|------|
| 1.   | L.A. Chargers       | 21   |
| 2.   | Pittsburgh Steelers | 19   |
| 3.   | Chicago Bears       | 17   |
| 4.   | Indianapolis Colts  | 16   |
|      | Dallas Cowboys      | 16   |

STEELERS YOUNG GUNS

- Pittsburgh registered 62 starts by rookie in 2021, which was the most in the NFL.

MOST GAMES STARTED BY ROOKIES IN 2021

| RANK | TEAM                | STARTS |
|------|---------------------|--------|
| 1.   | N.Y. Jets           | 76     |
| 2.   | Detroit Lions       | 66     |
| 3.   | Pittsburgh Steelers | 62     |
| 4.   | Miami Dolphins      | 53     |
| 5.   | Atlanta Falcons     | 49     |

- The Steelers' 62 starts by rookie players were the most by the Steelers since at least 1991.

MOST GAMES STARTED ON OFFENSE BY STEELERS ROOKIES SINCE 1991

| RANK | YEAR | STARTS |
|------|------|--------|
| 1.   | 2021 | 62     |
| 2.   | 2016 | 42     |
| 3.   | 2013 | 36     |
| 4.   | 2019 | 35     |
| 5.   | 2001 | 33     |

- Pittsburgh registered 57 starts on offense alone from rookies in 2021, which was the most in the NFL.

MOST GAMES STARTED ON OFFENSE BY ROOKIES IN 2021

| RANK | TEAM                | STARTS |
|------|---------------------|--------|
| 1.   | Pittsburgh Steelers | 57     |
| 2.   | N.Y. Jets           | 46     |
| 3.   | Philadelphia Eagles | 36     |
| 4.   | Kansas City Chiefs  | 35     |
|      | Detroit Lions       | 35     |

- The Steelers' 57 starts by rookie offensive players were the most by the Steelers since at least 1991.

MOST GAMES STARTED ON OFFENSE BY STEELERS ROOKIES SINCE 1991

| RANK | YEAR | STARTS |
|------|------|--------|
| 1.   | 2021 | 57     |
| 2.   | 2000 | 28     |
| 3.   | 2012 | 26     |
| 4.   | 1995 | 24     |
| 5.   | 1991 | 22     |

- Pittsburgh and Kansas City were the only teams in the NFL to have multiple rookies start on the offensive line in each of their first 16 games this season.

MOST GAMES STARTED BY ROOKIE OFFENSIVE LINEMEN IN 2021

| RANK | TEAM                | STARTS |
|------|---------------------|--------|
| 1.   | Kansas City Chiefs  | 34     |
| 2.   | Pittsburgh Steelers | 31     |
| 3.   | Green Bay Packers   | 22     |
| 4.   | Detroit Lions       | 20     |
| 5.   | Atlanta Falcons     | 17     |
|      | Las Vegas Raiders   | 17     |

- The Steelers' 31 starts by rookie offensive linemen was the most by the Steelers since at least 1991.

MOST GAMES STARTED ROOKIE OFFENSIVE LINEMEN SINCE 1991

| RANK | YEAR | STARTS |
|------|------|--------|
| 1.   | 2021 | 30     |
| 2.   | 2010 | 16     |
| 3.   | 2012 | 14     |
|      | 2002 | 14     |
| 5.   | 1998 | 13     |
|      | 2011 | 13     |

- Pittsburgh started four or more rookies in 10 games in 2021, which was the third-most in the NFL.

MOST GAMES WITH 4+ ROOKIE STARTERS IN 2021

| RANK | TEAM                | GAMES |
|------|---------------------|-------|
| 1.   | N.Y. Jets           | 14    |
| 2.   | Detroit Lions       | 11    |
| 3.   | Pittsburgh Steelers | 10    |
| 4.   | Atlanta Falcons     | 6     |
| 5.   | Denver Broncos      | 5     |
|      | Miami Dolphins      | 5     |

- The Steelers started four or more rookies in a game just five times over the previous 30 seasons (1991-2020).

MOST GAMES WITH 4+ ROOKIE STARTERS IN SINGLE-SEASON SINCE 1991

| RANK | YEAR | GAMES |
|------|------|-------|
| 1.   | 2021 | 10    |
| 2.   | 2019 | 1     |
|      | 2016 | 1     |
|      | 2013 | 1     |
|      | 2012 | 1     |
|      | 1991 | 1     |

- Pittsburgh started five rookies at Buffalo in Week 1, including C **Kendrick Green**, TE **Pat Freiermuth**, LT **Dan Moore Jr.**, RB **Najee Harris** and DB **Tre Norwood**. It marked the first time since at least 1991 that the Steelers have started as many as five rookies in a game.
- Pittsburgh has not started four or more rookies in a season opener since at least 1991.
- Pittsburgh started four rookies on offense, including Green, Freiermuth, Moore Jr. and Harris, for just the second time in any game since at least 1991. It marked the first time since Dec. 30, 2012 vs. Cleveland, that the Steelers started at least four rookies on offense (Kelvin Beachum, RT; David DeCastro, RG; Will Johnson, FB; Dave Paulson, TE).
- Moore Jr. is believed to be the first Steelers rookie to start at left tackle since the 1970 AFL-NFL merger.
- The Steelers were the only team in the NFL to start a rookie at left tackle (Moore Jr.) and center (Green) in the season opener.
- Green was one of two rookie centers to start, while Moore Jr. was one of three rookies to start at left tackle in the season opener.

ON THE BRINK OF NFL HISTORY

- Pittsburgh fell behind 29-0 in Week 14 at Minnesota. It marked the 1,616th time in League history that an NFL team fell behind by 29 or more points in a regular-season game (none came back to win).
- The Steelers are the only team out of the 1,616 that had the ball on offense with a chance to tie or win on the game's final play.
- Pittsburgh trailed, 27-10, entering the fourth quarter in Week 11 at L.A. Chargers.
- While the Steelers ultimately lost, 41-37, Pittsburgh did take the lead, 37-34, in the fourth quarter.
- The dropped to 0-135 in regular-season franchise history (0-142 including the playoffs) when trailing by 17 or more points entering the fourth quarter.
- Pittsburgh is now 0-231 in regular-season franchise history (0-242 including the playoffs) when trailing by 17 or more points at any point in the fourth quarter.
- Of those 242 games, the only other one besides Week 11 where the Steelers took the lead afterward was on Jan. 5, 2008, in a playoff game against the Jacksonville (trailed by 18 after three quarters, went up by one and then lost on a FG in the final minute).

WALKOFF WIN/OVERTIME

- Pittsburgh upended Baltimore in Week 18 after K **Chris Boswell** connected on a 36-yard field goal in overtime to win the game, 16-13.
- The Steelers improved to 26-21-4 (.549) in overtime games in team history (14-4-2, .750, at home and 12-17-2, .419 on the road).
- Pittsburgh is 7-3-2 (.667) in overtime games at Heinz Field.
- The Steelers' overtime record is 11-13-3 (.463) in since 2000.
- Pittsburgh defeated Seattle in Week 6 after K **Chris Boswell** connected on a 37-yard field goal in overtime to win the game, 23-20.
- Pittsburgh and Detroit tied, 16-16, in Week 10.

KINGS OF THE AFC

- With its 16-13 victory at Baltimore in Week 18, Pittsburgh improved its record in regular-season games against the AFC to 377-237-2 (.614) since the 1970 AFL-NFL merger.
- The Steelers' 377 regular-season victories against the AFC since the 1970 AFL-NFL merger are the most among AFC teams.
- Pittsburgh is the only team with at least 370 regular-season victories against the AFC since the 1970 AFL-NFL merger.
- The Steelers' .614 regular-season winning percentage against the AFC since the 1970 AFL-NFL merger is the highest among AFC teams.

MOST REGULAR-SEASON WINS VS. AFC SINCE 1970 AFL-NFL MERGER

| RANK | TEAM                 | WINS |
|------|----------------------|------|
| 1.   | Pittsburgh Steelers  | 377  |
| 2.   | New England Patriots | 360  |
| 3.   | Denver Broncos       | 345  |
| 4.   | Miami Dolphins       | 344  |
| 5.   | Indianapolis Colts   | 317  |
|      | Kansas City Chiefs   | 317  |

BEST REGULAR-SEASON WIN PERCENTAGE VS. AFC SINCE 1970 AFL-NFL MERGER

| RANK | TEAM                 | RECORD    | WIN PCT. |
|------|----------------------|-----------|----------|
| 1.   | Pittsburgh Steelers  | 377-237-2 | .614     |
| 2.   | New England Patriots | 360-258   | .583     |
| 3.   | Denver Broncos       | 345-261-4 | .569     |
| 4.   | Miami Dolphins       | 344-269-2 | .561     |
| 5.   | Baltimore Ravens     | 172-142   | .548     |

- Pittsburgh is 220-87 (.717) in regular-season home games against the AFC since the 1970 AFL-NFL merger.
- The Steelers' 220 regular-season home victories against the AFC since the 1970 AFL-NFL merger are the most among AFC teams.

MOST REGULAR-SEASON HOME WINS VS. AFC SINCE 1970 AFL-NFL MERGER

| RANK | TEAM                 | WINS |
|------|----------------------|------|
| 1.   | Pittsburgh Steelers  | 220  |
| 2.   | New England Patriots | 209  |
| 3.   | Denver Broncos       | 204  |
| 4.   | Miami Dolphins       | 199  |
| 5.   | Kansas City Chiefs   | 184  |



- Pittsburgh's .717 regular-season home winning percentage against the AFC since the 1970 AFL-NFL merger is the highest among AFC teams.

**BEST REGULAR-SEASON HOME WIN PERCENTAGE VS. AFC SINCE 1970 AFL-NFL MERGER**

| RANK | TEAM                 | RECORD    | WIN PCT. |
|------|----------------------|-----------|----------|
| 1.   | Pittsburgh Steelers  | 220-87    | .717     |
| 2.   | Denver Broncos       | 204-97-4  | .677     |
| 3.   | New England Patriots | 209-100   | .676     |
| 4.   | Baltimore Ravens     | 105-53    | .665     |
| 5.   | Miami Dolphins       | 199-108-1 | .648     |

- Pittsburgh is 157-150-2 (.511) in regular-season road games against the AFC since the 1970 AFL-NFL merger.
- The Steelers' 157 regular-season road victories against the AFC since the 1970 AFL-NFL merger are the most among AFC teams.
- Pittsburgh's .511 regular-season road winning percentage against the AFC since the 1970 AFL-NFL merger is the highest among AFC teams.

**MOST REGULAR-SEASON ROAD WINS VS. AFC SINCE 1970 AFL-NFL MERGER**

| RANK | TEAM                 | WINS |
|------|----------------------|------|
| 1.   | Pittsburgh Steelers  | 157  |
| 2.   | New England Patriots | 151  |
| 3.   | Indianapolis Colts   | 146  |
| 4.   | Miami Dolphins       | 145  |
| 5.   | Denver Broncos       | 141  |

**BEST REGULAR-SEASON ROAD WIN PERCENTAGE VS. AFC SINCE 1970 AFL-NFL MERGER**

| RANK | TEAM                 | RECORD    | WIN PCT. |
|------|----------------------|-----------|----------|
| 1.   | Pittsburgh Steelers  | 157-150-2 | .511     |
| 2.   | New England Patriots | 151-158   | .489     |
| 3.   | Miami Dolphins       | 145-161-1 | .474     |
| 4.   | Indianapolis Colts   | 146-165   | .469     |
| 5.   | Denver Broncos       | 141-164   | .462     |

**KINGS OF THE NFC**

- Pittsburgh is 118-73-2 (.617) in regular-season games against the NFC since the 1970 AFL-NFL merger.
- The Steelers' 118 regular-season victories against the NFC since the 1970 AFL-NFL merger are the most among AFC teams.
- Pittsburgh's .617 regular-season winning percentage against the NFC since the 1970 AFL-NFL merger is the highest among AFC teams.

**MOST AFC REGULAR-SEASON WINS VS. NFC SINCE 1970 AFL-NFL MERGER**

| RANK | TEAM                 | WINS |
|------|----------------------|------|
| 1.   | Pittsburgh Steelers  | 118  |
| 2.   | Miami Dolphins       | 117  |
| 3.   | Denver Broncos       | 111  |
| 4.   | New England Patriots | 106  |
| 5.   | Las Vegas Raiders    | 104  |

**BEST AFC REGULAR-SEASON WIN PERCENTAGE VS. NFC SINCE 1970 AFL-NFL MERGER**

| RANK | TEAM                | RECORD   | WIN PCT. |
|------|---------------------|----------|----------|
| 1.   | Pittsburgh Steelers | 118-73-2 | .617     |
| 2.   | Miami Dolphins      | 117-77   | .603     |
| 3.   | Baltimore Ravens    | 61-41-1  | .597     |
| 4.   | Kansas City Chiefs  | 103-78-2 | .569     |
| 5.   | Denver Broncos      | 111-86-2 | .563     |

- Pittsburgh is 71-25-2 (.735) in regular-season home games against the NFC since the 1970 AFL-NFL merger.
- The Steelers' 71 regular-season home victories against the NFC since the 1970 AFL-NFL merger are the most among AFC teams.
- Pittsburgh's .735 regular-season home winning percentage against the NFC since the 1970 AFL-NFL merger is the second-highest among AFC teams.

**MOST AFC REGULAR-SEASON HOME WINS VS. NFC SINCE 1970 AFL-NFL MERGER**

| RANK | TEAM                | WINS |
|------|---------------------|------|
| 1.   | Pittsburgh Steelers | 71   |
| 2.   | Denver Broncos      | 68   |
| 3.   | Miami Dolphins      | 65   |
| 4.   | Kansas City Chiefs  | 61   |
| 5.   | Buffalo Bills       | 60   |

**BEST AFC REGULAR-SEASON HOME WIN PERCENTAGE VS. NFC SINCE 1970 AFL-NFL MERGER**

| RANK | TEAM                | RECORD  | WIN PCT. |
|------|---------------------|---------|----------|
| 1.   | Baltimore Ravens    | 38-12-1 | .755     |
| 2.   | Pittsburgh Steelers | 71-25-2 | .735     |
| 3.   | Miami Dolphins      | 65-31   | .677     |
| 4.   | Denver Broncos      | 68-33   | .673     |
| 5.   | Kansas City Chiefs  | 61-30-1 | .670     |

- Pittsburgh is 47-48 (.495) in regular-season road games against the NFC since the 1970 AFL-NFL merger.
- The Steelers' 47 regular-season road victories against the NFC since the 1970 AFL-NFL merger are the fourth-most among AFC teams.
- Pittsburgh's .495 regular-season road winning percentage against the NFC since the 1970 AFL-NFL merger is the fourth-highest among AFC teams.

**MOST AFC REGULAR-SEASON ROAD WINS VS. NFC SINCE 1970 AFL-NFL MERGER**

| RANK | TEAM                 | WINS |
|------|----------------------|------|
| 1.   | Miami Dolphins       | 52   |
| 2.   | New England Patriots | 51   |
| 3.   | Tennessee Titans     | 50   |
| 4.   | Pittsburgh Steelers  | 47   |
| 5.   | Las Vegas Raiders    | 46   |

## BEST AFC REGULAR-SEASON ROAD WIN PERCENTAGE VS. NFC SINCE 1970 AFL-NFL MERGER

| RANK | TEAM                 | RECORD  | WIN PCT. |
|------|----------------------|---------|----------|
| 1.   | New England Patriots | 51-44   | .537     |
| 2.   | Miami Dolphins       | 52-46   | .531     |
| 3.   | Tennessee Titans     | 50-48   | .510     |
| 4.   | Pittsburgh Steelers  | 47-48   | .495     |
| 5.   | Las Vegas Raiders    | 46-52-1 | .469     |

## HEINZ FIELD IS NOT THE FRIENDLY CONFINES TO THE NFC

- The Steelers are 33-8-2 (.791) at home against NFC opponents since opening Heinz Field in 2001.
- Pittsburgh's 33 regular-season victories against the NFC at Heinz Field are tied for the most in the AFC since 2001.
- Pittsburgh's .791 regular-season winning percentage against the NFC at Heinz Field is the highest in the AFC since 2001.

## MOST REGULAR-SEASON HOME WINS BY AFC TEAM VS. NFC SINCE 2001

| RANK | TEAM                 | WINS |
|------|----------------------|------|
| 1.   | Pittsburgh Steelers  | 33   |
|      | Baltimore Ravens     | 33   |
| 3.   | New England Patriots | 31   |
| 4.   | Kansas City Chiefs   | 30   |
| 5.   | Denver Broncos       | 28   |
|      | Indianapolis Colts   | 28   |

## BEST REGULAR-SEASON HOME WIN PERCENTAGE BY AFC TEAM VS. NFC SINCE 2001

| RANK | TEAM                 | RECORD | WIN PCT. |
|------|----------------------|--------|----------|
| 1.   | Pittsburgh Steelers  | 33-8-2 | .791     |
| 2.   | Baltimore Ravens     | 33-10  | .767     |
| 3.   | New England Patriots | 31-12  | .721     |
| 4.   | Kansas City Chiefs   | 30-13  | .698     |
| 5.   | Denver Broncos       | 28-15  | .651     |
|      | Indianapolis Colts   | 28-15  | .651     |

## WINNING ERA OF FREE AGENCY

- Pittsburgh has the third-best regular-season record in the NFL during the free agency era (since 1993) with a 292-170-3 (.631) mark.
- The Steelers are one of three teams (New England, 313; Green Bay, 297) with at least 275 regular-season wins since 1993.

## MOST REGULAR-SEASON WINS IN THE FREE AGENCY ERA

| RANK | TEAM                 | WINS |
|------|----------------------|------|
| 1.   | New England Patriots | 313  |
| 2.   | Green Bay Packers    | 297  |
| 3.   | Pittsburgh Steelers  | 292  |
| 4.   | Indianapolis Colts   | 266  |
| 5.   | Denver Broncos       | 263  |
|      | Kansas City Chiefs   | 263  |

## BEST REGULAR-SEASON WIN PERCENTAGE IN THE FREE AGENCY ERA

| RANK | TEAM                 | RECORD    | WIN PCT. |
|------|----------------------|-----------|----------|
| 1.   | New England Patriots | 313-152   | .673     |
| 2.   | Green Bay Packers    | 297-166-2 | .641     |
| 3.   | Pittsburgh Steelers  | 292-170-3 | .631     |
| 4.   | Indianapolis Colts   | 266-199   | .572     |
| 5.   | Denver Broncos       | 263-202   | .566     |
|      | Kansas City Chiefs   | 263-202   | .566     |

- Pittsburgh's 166 regular-season home victories during the free agency era (since 1993) are the third-most in the League.

## MOST REGULAR-SEASON HOME WINS IN THE FREE AGENCY ERA

| RANK | TEAM                 | WINS |
|------|----------------------|------|
| 1.   | Green Bay Packers    | 177  |
| 2.   | New England Patriots | 173  |
| 3.   | Pittsburgh Steelers  | 166  |
| 4.   | Minnesota Vikings    | 154  |
| 5.   | Denver Broncos       | 153  |

- Pittsburgh's .717 regular-season home winning percentage during the free agency era (since 1993) is the third-highest in the League.

## BEST REGULAR-SEASON HOME RECORD IN THE FREE AGENCY ERA

| RANK | TEAM                 | RECORD   | WIN PCT. |
|------|----------------------|----------|----------|
| 1.   | Green Bay Packers    | 177-53-2 | .767     |
| 2.   | New England Patriots | 173-60   | .742     |
| 3.   | Pittsburgh Steelers  | 166-65-2 | .717     |
| 4.   | Baltimore Ravens     | 143-65-1 | .687     |
| 5.   | Minnesota Vikings    | 154-78   | .664     |

- Pittsburgh's 126 regular-season road victories during the free agency era (since 1993) are the second-most in the League.

## MOST REGULAR-SEASON ROAD WINS IN THE FREE AGENCY ERA

| RANK | TEAM                 | WINS |
|------|----------------------|------|
| 1.   | New England Patriots | 140  |
| 2.   | Pittsburgh Steelers  | 126  |
| 3.   | Green Bay Packers    | 120  |
| 4.   | New Orleans Saints   | 119  |
| 5.   | Indianapolis Colts   | 117  |
|      | Philadelphia Eagles  | 117  |

- Pittsburgh's .545 regular-season road winning percentage during the free agency era (since 1993) is the second-highest in the League.

## BEST REGULAR-SEASON ROAD RECORD IN THE FREE AGENCY ERA

| RANK | TEAM                 | RECORD    | WIN PCT. |
|------|----------------------|-----------|----------|
| 1.   | New England Patriots | 140-92    | .603     |
| 2.   | Pittsburgh Steelers  | 126-105-1 | .545     |
| 3.   | Green Bay Packers    | 120-113   | .515     |
| 4.   | New Orleans Saints   | 119-114   | .511     |
| 5.   | Philadelphia Eagles  | 117-114-2 | .506     |

SINCE THE 1970 AFL-NFL MERGER

- Pittsburgh recorded its 495th regular-season win since the 1970 AFL-NFL merger in Week 18 of 2021 at Baltimore. The Steelers became the first NFL team since the merger to reach 495 wins.
- The Steelers are 495-310-4 (.614) during the regular season since 1970.
- The Steelers are the only team with at least 475 regular-season wins since the 1970 AFL-NFL merger.
- Pittsburgh's 495 victories since the 1970 AFL-NFL merger are the most in the League.

MOST REGULAR-SEASON WINS SINCE 1970 AFL-NFL MERGER

| RANK | TEAM                 | WINS |
|------|----------------------|------|
| 1.   | Pittsburgh Steelers  | 495  |
| 2.   | Dallas Cowboys       | 471  |
| 3.   | New England Patriots | 466  |
| 4.   | Miami Dolphins       | 461  |
| 5.   | Denver Broncos       | 456  |

- Pittsburgh's .614 winning percentage since the 1970 AFL-NFL merger is the highest in the League.

BEST REGULAR-SEASON WIN PERCENTAGE SINCE 1970 AFL-NFL MERGER

| RANK | TEAM                 | RECORD    | WIN PCT. |
|------|----------------------|-----------|----------|
| 1.   | Pittsburgh Steelers  | 495-310-4 | .614     |
| 2.   | Dallas Cowboys       | 471-338   | .582     |
| 3.   | New England Patriots | 466-343   | .576     |
| 4.   | Miami Dolphins       | 461-346-2 | .571     |
| 5.   | Denver Broncos       | 456-347-6 | .568     |

- The Steelers own the best regular-season home record in the NFL with a 291-112-2 mark (.721) since 1970.
- The Steelers are the only team with at least 275 regular-season home wins since the 1970 AFL-NFL merger.
- Pittsburgh's 291 regular-season home victories since the 1970 AFL-NFL merger are the most in the League.

MOST REGULAR-SEASON HOME WINS SINCE 1970 AFL-NFL MERGER

| RANK | TEAM                 | WINS |
|------|----------------------|------|
| 1.   | Pittsburgh Steelers  | 291  |
| 2.   | Denver Broncos       | 272  |
| 3.   | Minnesota Vikings    | 269  |
| 4.   | New England Patriots | 264  |
|      | Miami Dolphins       | 264  |

- Pittsburgh's .721 regular-season home winning percentage since the 1970 AFL-NFL merger is the highest in the League.

BEST REGULAR-SEASON HOME WIN PERCENTAGE SINCE 1970 AFL-NFL MERGER

| RANK | TEAM                | RECORD    | WIN PCT. |
|------|---------------------|-----------|----------|
| 1.   | Pittsburgh Steelers | 291-112-2 | .721     |
| 2.   | Baltimore Ravens    | 143-65-1  | .687     |
| 3.   | Denver Broncos      | 272-130-4 | .676     |
| 4.   | Minnesota Vikings   | 269-135-1 | .665     |
| 5.   | Green Bay Packers   | 261-16-7  | .655     |

- The Steelers own the second-best regular-season road record in the NFL with a 204-198-2 mark (.507) since 1970.
- The Steelers are one of four teams (Dallas, 209; New England, 202; San Francisco 202) with at least 200 regular-season road wins since the 1970 AFL-NFL merger.
- Pittsburgh's 204 regular-season road victories since the 1970 AFL-NFL merger are the second-most in the League.

MOST REGULAR-SEASON ROAD WINS SINCE 1970 AFL-NFL MERGER

| RANK | TEAM                 | WINS |
|------|----------------------|------|
| 1.   | Dallas Cowboys       | 209  |
| 2.   | Pittsburgh Steelers  | 204  |
| 3.   | New England Patriots | 202  |
|      | San Francisco 49ers  | 202  |
| 5.   | Miami Dolphins       | 197  |

- Pittsburgh's .507 regular-season road winning percentage since the 1970 AFL-NFL merger is the second-highest in the League.

BEST REGULAR-SEASON ROAD WIN PERCENTAGE SINCE 1970 AFL-NFL MERGER

| RANK | TEAM                 | RECORD    | WIN PCT. |
|------|----------------------|-----------|----------|
| 1.   | Dallas Cowboys       | 209-196   | .515     |
| 2.   | Pittsburgh Steelers  | 204-198-2 | .506     |
| 3.   | New England Patriots | 202-202   | .500     |
|      | San Francisco 49ers  | 201-202-1 | .500     |
| 5.   | Miami Dolphins       | 197-207-1 | .488     |

THE STANDARD IS THE STANDARD

- Pittsburgh has recorded 18 consecutive seasons with a .500 record or better, which is the longest active streak in the NFL and the longest streak in team history (previous record was 13, 1972-1984).

MOST ACTIVE CONSECUTIVE NON-LOSING SEASONS

| RANK | TEAM                | SEASONS | YEARS   |
|------|---------------------|---------|---------|
| 1.   | Pittsburgh Steelers | 18      | 2004-21 |
| 2.   | Kansas City Chiefs  | 9       | 2013-21 |
| 3.   | Tennessee Titans    | 6       | 2016-21 |
| 4.   | L.A. Rams           | 5       | 2017-21 |

MOST CONSECUTIVE NON-LOSING SEASONS SINCE 1970 AFL-NFL MERGER

| RANK | TEAM                 | SEASONS | YEARS     |
|------|----------------------|---------|-----------|
| 1.   | New England Patriots | 19      | 2001-19   |
| 2.   | Pittsburgh Steelers  | 18      | 2004-21   |
| 3.   | San Francisco 49ers  | 16      | 1983-98   |
|      | Dallas Cowboys       | 16      | 1970-85   |
| 5.   | Miami Dolphins       | 15      | 1989-2003 |
| 6.   | Pittsburgh Steelers  | 13      | 1972-84   |
|      | Green Bay Packers    | 13      | 1992-2004 |

- Steelers QB **Ben Roethlisberger** (2004-21) played on a team with a .500 record or better in each of his 18 seasons in the NFL, which is an NFL record for an individual player.
- C Frank Winters (1987-2002; Cleveland, N.Y. Giants, Kansas City and Green Bay) held the previous League record with 16 seasons. G Gene Hickerson (1958-60, 1962-73; Cleveland), Stephen Gostkowski (2006-20; New England and Tennessee) and LB James Harrison (2002-17; Pittsburgh, Cincinnati and New England) had 15.

#### MOST CONSECUTIVE NON-LOSING SEASONS (PLAYER)

| RANK | PLAYER             | SEASONS               |
|------|--------------------|-----------------------|
| 1.   | Ben Roethlisberger | 18 (2004-21)          |
| 2.   | Frank Winters      | 16 (1987-2002)        |
| 3.   | Gene Hickerson     | 15 (1958-60, 1962-73) |
|      | James Harrison     | 15 (2002-17)          |
|      | Stephen Gostkowski | 15 (2006-20)          |

- Steelers QB **Ben Roethlisberger** (2004-21) registered 15 winning seasons in his 18-year career (2004-21), which is tied with NFL Hall of Famers Brett Favre and Peyton Manning for second-most winning seasons in League history.

#### MOST WINNING SEASONS IN NFL HISTORY (PLAYER)

| RANK | PLAYER             | SEASONS                           |
|------|--------------------|-----------------------------------|
| 1.   | Tom Brady          | 21 (2001-07, 2008-21)             |
| 2.   | Ben Roethlisberger | 15 (2004-21)                      |
|      | Brett Favre        | 15 (1992-98, 2000-04, 2007, 2009) |
|      | Peyton Manning     | 15 (1999-2000, 2002-15)           |

#### KEVIN COLBERT STEPS DOWN AS GENERAL MANAGER

- Kevin Colbert will step down as the team's general manager after the 2022 NFL Draft.
- Colbert has helped assemble teams that have won two Super Bowls (XL and XLIII), three AFC Championships, 10 division titles, earned 14 playoff berths and recorded at least eight wins in 21 seasons.
- Colbert oversees the personnel area of the team and supervises the scouting staff. Among his duties, he is in charge of administering player acquisitions and transactions, including the NFL Draft, free agent signings and trades, and evaluating pro and college personnel. He also serves as the Steelers' liaison with the NFL office and the other NFL teams on football matters.

#### STEELERS 2021 TEAM CAPTAINS

- The Steelers selected three players to serve as team captains for the 2021 season determined by a vote of their teammates.
- QB **Ben Roethlisberger** was selected to serve as offensive captain, DT **Cameron Heyward** was picked to serve as defensive captain and FB **Derek Watt** was chosen to serve as the special teams captain.
- Roethlisberger was selected as an offensive captain for the 13th time in his career (2008-09, 2011-21). This marks Heyward's seventh consecutive year as a captain (2015-21).
- Watt was named captain for the first time in his career.

#### HEYWARD, WATT VOTED TO 2022 PRO BOWL

- DT **Cam Heyward** and LB **T.J. Watt** were voted to the 2022 Pro Bowl, which will be played at Allegiant Stadium on Sunday, Feb. 6.
- For the 21st consecutive season the Steelers are sending multiple players to the Pro Bowl, and it's the 30th time in the last 33 seasons they are doing so.
- Heyward is a Pro Bowl selection for the fourth straight year, and the fifth time overall.
- Watt was voted to the Pro Bowl for the third time in his career.
- WR **Diontae Johnson** and RB **Najee Harris** were named to the 2022 Pro Bowl. The duo replaced Cincinnati's WR Ja'Marr Chase and RB Joe Mixon.

#### HEYWARD, WATT EARN FIRST-TEAM AP ALL-PRO HONORS

- DT **Cam Heyward** and LB **T.J. Watt** were named first-team Associated Press All-Pro.
- Heyward, who was a first-team selection in 2019, has been named All-Pro a total of four times in his career.
- Watt was a first-team All-Pro for the third consecutive year and was one of five unanimous choices, receiving all 50 votes.

#### HEYWARD, WATT NAMED FIRST-TEAM ALL-NFL

- DT **Cam Heyward** and LB **T.J. Watt** were named first-team All-NFL by the Pro Football Writers of America, as well as named to the All-AFC team. Both players were previously named first-team All-Pro by the Associated Press.
- Heyward had 10.0 sacks this season, the second time in his career he had double-digit sacks. Heyward is one of just 13 players in league history to have at least 10 sacks and nine passes defended in a season.
- Watt, the Steelers 2021 MVP, tied Hall of Famer Michael Strahan's NFL single-season record with 22.5 sacks, leading the NFL in sacks for the second-straight year.
- Watt is one of only two players in NFL history to have 20 plus sacks in 14 or fewer games since sacks became an official statistic in 1982. The only other one to do it was the legendary Reggie White, who had 21 sacks in 12 games in 1987 in a strike-shortened season.

#### T.J. WATT NAMED 2021 PFWA DEFENSIVE PLAYER OF THE YEAR

- LB **T.J. Watt** was named the 2021 Pro Football Writers of America (PFWA) Defensive Player of the Year. He is the second Pittsburgh player overall and the first since James Harrison in 2008 to receive the award, annually given to the League's top defensive player.
- Watt is the first linebacker to win the award since Baltimore's Terrell Suggs in 2011 and the ninth overall linebacker presented the PFWA Defensive Player of the Year honor. He tied the NFL single-season record in 2021 with 22.5 sacks in just 15 games as he missed two full games and significant portions of four others due to injury. Watt averaged 1.50 sacks per game, which not only led the NFL in 2021, but was second-highest in single-season League history. Reggie White holds the NFL record with 1.75 sacks per game in 1987 (21.0 sacks in 12 games).
- Watt, who also led the League in sacks in 2020 (15.0), joined White (1987-88) and Mark Gastineau (1983-84) as the only players to lead the NFL in back-to-back seasons. He recorded at least 1.5 sacks in nine games this past season, which were the most in the League. Watt and White (1987, NFL Defensive Player of the Year) are the only players in NFL history to have nine games with at least 1.5 sacks in a season.
- Watt was selected as the 101 Awards AFC Defensive Player of the Year for the second straight year. He joins Hall of Famer Joe Greene as the only two Steelers to win the award more than once. Greene won the award in 1972 and 1974.

**STEELERS ELECT T.J. WATT MOST VALUABLE PLAYER**

- LB **T.J. Watt** is the first player in franchise history to earn the award in three consecutive seasons. He is the fifth Steelers' player, and second on the defensive side of the ball, to be selected MVP on three or more occasions.
- He joins cornerback Rod Woodson (1988, 1990 and 1993), running back Jerome Bettis (1996, 1997 and 2000), wide receiver Hines Ward (2002, 2003 and 2005) and wide receiver Antonio Brown (2011, 2013, 2015 and 2017).

**HARRIS, HARVIN NAMED TO ALL-ROOKIE TEAM**

- RB **Najee Harris** and P **Pressley Harvin III** were named to the 2021 All-Rookie Team by the Pro Football Writers of America.
- Harris, who was voted the winner of the Joe Greene Great Performance Award as the Steelers Rookie of the year, led all rookies and was ranked fourth overall in the NFL in yards from scrimmage. He finished the regular season with 1,667 yards from scrimmage, which includes 1,200 yards rushing and 467 yards receiving.
- He was second in the NFL among rookies with 10 TDs, which includes seven rushing and three receiving.
- With his 1,200 yards rushing Harris passed Franco Harris for most rushing yards in a single season by a Steelers rookie. Franco Harris had 1,055 rushing yards in 1972.
- He also set a rookie record for most yards from scrimmage in a single season, passing Le'Veon Bell who had 1,259 yards from scrimmage in 2013.
- Harvin finished the season with a 42.6-yard average and a net average of 38 yards, with 25 punts inside the 20-yard line.
- Despite the loss, he had one of his best outings in the AFC Wild Card game, with an average of 49.7 yards a punt and a net average of 40.9 yards. He punted seven times, once inside the 20-yard line and had a long of 56 yards.

**STEELERS ANNOUNCE OVER \$450K IN DONATIONS TO SOCIAL JUSTICE FUND INITIATIVE**

- The Steelers announced a total of \$451,500 in donations, from both the organization and individual players to their Social Justice Fund Initiative.
- Over half of the team's roster contributed to the grant, which included \$100,000 from DT **Cam Heyward**.
- Contributions were made to 24 organizations in Pittsburgh and several in players' hometowns that focus on youth development, food access, criminal justice, community and police relations, equity and inclusion education, and housing.

**STEELERS ANNOUNCE RETIREMENT OF KEITH BUTLER**

- The Steelers announced the retirement of long-time linebackers coach and defensive coordinator, **Keith Butler**.
- Butler was hired in 2003 as the Pittsburgh's linebackers coach under former head coach Bill Cowher.
- Butler was retained when Mike Tomlin was hired in 2007 and spent a total of 19 seasons with the franchise.
- Butler served as the Steelers' linebackers coach for 12 seasons (2003-14) and defensive coordinator for seven seasons (2015-21).
- Butler and Tomlin previously worked together at Memphis in 1996, when Butler coached the linebackers, defensive ends and special teams units, and Tomlin served as the Tigers' defensive backs coach.
- Butler began his NFL coaching career in 1999 with Cleveland (1999-2002) as the linebackers coach before being hired by the Steelers.
- Butler spent nine years coaching in the college ranks, beginning at his alma mater, Memphis, where he coached linebackers from 1990-97, and also coached defensive ends and special teams (1995-97). He then served as defensive coordinator and linebackers coach at Arkansas State in 1998.
- Butler was selected by Seattle in the second round of the 1978 NFL Draft and played linebacker for 10 seasons (1978-87), all with the Seahawks. He started 132-of-146 games in his career, and still ranks second on the club's all-time tackles list with 813.

**STEELERS SIGN 15 TO RESERVE/FUTURE CONTRACTS**

- The Steelers signed 19 players to Reserve/Future contracts.
- The players are DL **Daniel Archibong**, WR **Rico Bussey**, DT **Khalil Davis**, RB **Trey Edmunds**, G **Nate Gilliam**, OT **Chaz Green**, CB **Isaiah Johnson**, WR **Anthony Miller**, P **Cameron Nizialek**, G **Malcolm Pridgeon**, LB **Delontae Scott**, LB **John Simon**, WR **Steven Sims**, K **Sam Sloman**, DB **Linden Stephens**, TE **Jace Sternberger**, S **Donovan Stiner**, LS **Rex Sunahara** and WR **Tyler Vaughns**.

**HEYWARD, HARRIS WIN TEAM AWARDS**

- DT **Cam Heyward** and RB **Najee Harris** were both honored by the Pittsburgh Chapter of Pro Football Writers of America.
- Heyward is the winner of 'The Chief' Award, while Harris won the Joe Greene Great Performance Award, presented to the team's top rookie.
- 'The Chief' Award, which was established in 1988 in honor of Steelers' founder, Arthur J. Rooney, Sr., is presented annually to a member of the Steelers' organization that best exemplifies the spirit of cooperation with the media that he embodied. This is the third time Heyward has won the award, previously doing so in 2014 and 2019.
- The Joe Greene Great Performance Award was established in 1984 and named after the legendary Hall of Famer. Harris is the fourth running back in team history to win the award, joining Warren Williams (1988), Bam Morris (1994) and Le'Veon Bell (2013).

**KUNTZ SIGNED TO A ONE-YEAR CONTRACT**

- The Steelers signed LS **Christian Kuntz** to a one-year contract.
- Kuntz, a Pittsburgh native, was the team's long snapper all season after spending time on the practice squad in 2020. He originally joined the team during the 2019 preseason but was released a few weeks later when the team cut down to the 53-man roster.
- Kuntz also spent time with the Denver Broncos and Jacksonville Jaguars. He played at Chartiers Valley High School and collegiately at Duquesne University in Pittsburgh. He finished with a school record 30.5 sacks while playing linebacker, winning two Northeast Conference Defensive Player of the Year awards and is the only player in school history to earn All-American honors three times.

| TOMLIN'S RECORD WHEN          |     |    |   |
|-------------------------------|-----|----|---|
| Overall                       | 154 | 85 | 2 |
| Home                          | 88  | 32 | 1 |
| Away                          | 66  | 53 | 1 |
| In overtime                   | 7   | 7  | 2 |
| Grass                         | 123 | 61 | 2 |
| Turf                          | 31  | 24 | 0 |
| Indoors                       | 11  | 6  | 0 |
| Outdoors                      | 143 | 79 | 2 |
| AFC                           | 115 | 64 | 1 |
| AFC North                     | 62  | 27 | 1 |
| AFC East                      | 15  | 15 | 0 |
| AFC South                     | 23  | 7  | 0 |
| AFC West                      | 15  | 15 | 0 |
| NFC                           | 39  | 21 | 1 |
| NFC North                     | 9   | 6  | 1 |
| NFC East                      | 10  | 6  | 0 |
| NFC South                     | 8   | 4  | 0 |
| NFC West                      | 12  | 5  | 0 |
| Playoffs                      | 8   | 9  | 0 |
| Wild Card                     | 2   | 5  | 0 |
| Divisional                    | 3   | 2  | 0 |
| Title Game                    | 2   | 1  | 0 |
| Super Bowl                    | 1   | 1  | 0 |
| On Sunday Night Football      | 18  | 13 | 0 |
| On Monday Night Football      | 18  | 3  | 0 |
| On Thursday Night Football    | 8   | 8  | 0 |
| On Saturday                   | 1   | 0  | 0 |
| On Sunday at 1 pm ET          | 81  | 34 | 2 |
| On Sunday at 4:25 pm ET       | 26  | 26 | 1 |
| In September                  | 27  | 23 | 1 |
| In October                    | 40  | 15 | 0 |
| In November                   | 39  | 21 | 1 |
| In December                   | 41  | 25 | 0 |
| In January                    | 7   | 1  | 0 |
| Coming off a loss             | 53  | 29 | 0 |
| Coming off a win              | 92  | 49 | 1 |
| Coming off a tie              | 0   | 2  | 0 |
| Opponent Coming off a loss    | 68  | 43 | 1 |
| Opponent Coming off a win     | 76  | 37 | 0 |
| Opponent Coming off a tie     | 1   | 0  | 0 |
| Coming off a Bye              | 11  | 4  | 0 |
| Opponent coming off a Bye     | 9   | 5  | 1 |
| Scoring first                 | 93  | 34 | 2 |
| Opponent scores first         | 61  | 51 | 0 |
| Leading at any point          | 152 | 52 | 2 |
| Trailing at any point         | 91  | 84 | 1 |
| Leading at halftime           | 109 | 20 | 1 |
| Tied at halftime              | 12  | 9  | 1 |
| Trailing at halftime          | 33  | 56 | 0 |
| Decided by 3 points or fewer  | 32  | 27 | 2 |
| Decided by 7 points or fewer  | 75  | 53 | 2 |
| Decided by 8 pts or fewer     | 82  | 54 | 2 |
| *Opp. Missed Playoffs         | 92  | 48 | 2 |
| *Opp. Lost Wild Card          | 23  | 12 | 0 |
| *Opp. Lost Divisional Playoff | 26  | 10 | 0 |
| *Opp. Lost Title Game         | 8   | 7  | 0 |
| *Opp. Lost Super Bowl         | 3   | 2  | 0 |

| TOMLIN'S RECORD WHEN          |     |    |   |
|-------------------------------|-----|----|---|
| *Opp. Won Super Bowl          | 2   | 6  | 0 |
| Leading after three quarters  | 118 | 16 | 1 |
| Tied after three quarters     | 10  | 8  | 0 |
| Trailing after three quarters | 26  | 61 | 1 |
| Scoring 40+ points            | 11  | 0  | 0 |
| Scoring 30-39 points          | 37  | 8  | 0 |
| Scoring 20-29 points          | 78  | 27 | 1 |
| Scoring 0-19 points           | 28  | 50 | 1 |
| Allowing 40+ points           | 0   | 5  | 0 |
| Allowing 30-39 points         | 5   | 22 | 0 |
| Allowing 20-29 points         | 44  | 43 | 1 |
| Allowing 0-19 Points          | 105 | 15 | 1 |
| 3 days rest                   | 7   | 7  | 0 |
| 4 days rest                   | 1   | 1  | 0 |
| 5 days rest                   | 11  | 8  | 1 |
| 6 days rest                   | 87  | 54 | 0 |
| 7 days rest                   | 15  | 2  | 0 |
| 9 days rest                   | 12  | 3  | 0 |
| 10 days rest                  | 1   | 1  | 0 |
| 12 days rest                  | 0   | 1  | 0 |
| 13 days rest                  | 9   | 3  | 0 |
| 14 days rest                  | 2   | 0  | 0 |
| Opp. 3 days rest              | 7   | 7  | 0 |
| Opp. 5 days rest              | 8   | 8  | 0 |
| Opp. 6 days rest              | 99  | 52 | 0 |
| Opp. 7 days rest              | 16  | 3  | 0 |
| Opp. 9 days rest              | 4   | 4  | 0 |
| Opp. 10 days rest             | 2   | 1  | 0 |
| Opp. 13 days rest             | 8   | 5  | 1 |
| Opp. 14 days rest             | 1   | 0  | 0 |
| Outrushing opponent           | 107 | 22 | 0 |
| Getting outrushed             | 45  | 64 | 2 |
| Rushing Yards tied            | 1   | 0  | 0 |
| Passing for more yards        | 47  | 34 | 1 |
| Passing for fewer yards       | 107 | 51 | 1 |
| Outgaining opponent           | 119 | 40 | 2 |
| Outgained by opponent         | 35  | 45 | 0 |
| Clear                         | 132 | 73 | 1 |
| Rain                          | 19  | 9  | 1 |
| Snow                          | 3   | 3  | 0 |
| Below 32-degrees              | 15  | 8  | 0 |
| Above 32-degrees              | 139 | 77 | 2 |
| Winning time of possession    | 116 | 36 | 2 |
| Losing time of possession     | 38  | 49 | 0 |
| Scoring a defensive TD        | 28  | 2  | 0 |
| Allowing a defensive TD       | 7   | 12 | 0 |
| Scoring a special teams TD    | 11  | 0  | 0 |
| Allowing a special teams TD   | 6   | 7  | 0 |
| Fewer penalty yards           | 83  | 50 | 1 |
| More penalty yards            | 71  | 35 | 1 |
| Winning turnover battle       | 86  | 13 | 0 |
| Losing turnover battle        | 26  | 54 | 2 |
| Tied turnover battled         | 42  | 18 | 0 |
| -1 Turnovers                  | 26  | 52 | 1 |
| -2 Turnovers                  | 6   | 30 | 1 |
| -3 Turnovers                  | 3   | 19 | 2 |
| -4 Turnovers                  | 0   | 11 | 1 |

| TOMLIN'S RECORD WHEN     |     |    |   |
|--------------------------|-----|----|---|
| -5 Turnovers             | 0   | 3  | 1 |
| -6 Turnovers             | 0   | 2  | 0 |
| -7 Turnovers             | 0   | 2  | 0 |
| +1 Turnovers             | 84  | 13 | 0 |
| +2 Turnovers             | 46  | 2  | 0 |
| +3 Turnovers             | 17  | 1  | 0 |
| +4 Turnovers             | 7   | 0  | 0 |
| +5 Turnovers             | 1   | 0  | 0 |
| +6 Turnovers             | 1   | 0  | 0 |
| 100-yard rusher          | 53  | 8  | 2 |
| 100-yard receiver        | 62  | 40 | 1 |
| 200-yard passer          | 119 | 63 | 2 |
| 200-yard rusher          | 2   | 0  | 0 |
| 200-yard receiver        | 2   | 1  | 0 |
| 300-yard passer          | 38  | 26 | 1 |
| 400-yard passer          | 4   | 7  | 0 |
| 500-yard passer          | 3   | 0  | 0 |
| Opp. 100-yard rusher     | 13  | 22 | 2 |
| Opp. 100-yard receiver   | 41  | 29 | 1 |
| Opp. 200-yard passer     | 89  | 53 | 0 |
| Opp. 200-yard rusher     | 0   | 2  | 0 |
| Opp. 200-yard receiver   | 2   | 0  | 0 |
| Opp. 300-yard passer     | 20  | 19 | 0 |
| Opp. 400-yard passer     | 4   | 1  | 0 |
| Opp. 500-yard passer     | 0   | 0  | 0 |
| Arizona Cardinals        | 3   | 1  | 0 |
| Atlanta Falcons          | 3   | 0  | 0 |
| Baltimore Ravens         | 16  | 14 | 0 |
| Buffalo Bills            | 5   | 2  | 0 |
| Carolina Panthers        | 3   | 0  | 0 |
| Chicago Bears            | 1   | 3  | 0 |
| Cincinnati Bengals       | 22  | 8  | 0 |
| Cleveland Browns         | 24  | 5  | 1 |
| Dallas Cowboys           | 2   | 2  | 0 |
| Denver Broncos           | 4   | 3  | 0 |
| Detroit Lions            | 3   | 0  | 1 |
| Green Bay Packers        | 3   | 1  | 0 |
| Houston Texans           | 4   | 1  | 0 |
| Indianapolis Colts       | 7   | 1  | 0 |
| Jacksonville Jaguars     | 5   | 2  | 0 |
| Kansas City Chiefs       | 5   | 4  | 0 |
| Las Vegas Raiders        | 2   | 5  | 0 |
| L.A. Chargers            | 4   | 3  | 0 |
| L.A. Rams                | 4   | 0  | 0 |
| Miami Dolphins           | 4   | 2  | 0 |
| Minnesota Vikings        | 2   | 2  | 0 |
| New England Patriots     | 3   | 7  | 0 |
| New Orleans Saints       | 0   | 3  | 0 |
| N.Y. Giants              | 3   | 1  | 0 |
| N.Y. Jets                | 3   | 4  | 0 |
| Philadelphia Eagles      | 2   | 2  | 0 |
| San Francisco 49ers      | 2   | 2  | 0 |
| Seattle Seahawks         | 3   | 2  | 0 |
| Tampa Bay Buccaneers     | 2   | 1  | 0 |
| Tennessee Titans         | 7   | 3  | 0 |
| Washington Football Team | 3   | 1  | 0 |



TOMLIN AMONG THE BEST

- **Mike Tomlin** has led Pittsburgh to a 154-85-2 (.643) record in the regular season since becoming the team's head coach in 2007.
- Tomlin ranks tied for 11th in NFL history with a regular-season record of 69 games over .500.

MOST GAMES ABOVE .500 BY HEAD COACH IN NFL HISTORY

| RANK | COACH                           | GAMES > .500 |
|------|---------------------------------|--------------|
| 8.   | Marty Schottenheimer, 1984-2006 | 74           |
| 9.   | John Madden, 1969-1978          | 71           |
| 10.  | Tony Dungy, 1996-2008           | 70           |
| 11.  | Mike Tomlin, 2007-2021          | 69           |
|      | George Allen, 1966-1977         | 69           |

- Tomlin, Bill Belichick, Andy Reid and Marty Schottenheimer are the only coaches in NFL history with career records of 60 or more games over .500 not in the Pro Football Hall of Fame.
- Tomlin's 154 regular-season victories are the second best in the NFL since 2007.

NFL HEAD COACH RECORDS SINCE 2007

| RANK | COACH          | RECORD   | PLAYOFF APPS. | SUPER BOWL APPS. |
|------|----------------|----------|---------------|------------------|
| 1.   | Bill Belichick | 179-62   | 13            | 6                |
| 2.   | Mike Tomlin    | 154-85-2 | 10            | 2                |
| 3.   | Andy Reid      | 153-87-1 | 11            | 2                |
| 4.   | Sean Payton    | 142-83   | 9             | 1                |
| 5.   | John Harbaugh  | 137-88   | 9             | 1                |

- His 154 regular-season victories are the third-most among active coaches in the NFL.

MOST REGULAR-SEASON WINS BY AN ACTIVE NFL HEAD COACH

| RANK | COACH          | WINS |
|------|----------------|------|
| 1.   | Bill Belichick | 290  |
| 2.   | Andy Reid      | 233  |
| 3.   | Mike Tomlin    | 154  |
| 4.   | Pete Carroll   | 152  |
| 5.   | Mike McCarthy  | 143  |

- Tomlin's 154 regular-season victories are tied for the 18th-most in NFL history.

MOST REGULAR-SEASON WINS BY HEAD COACH IN NFL HISTORY

| RANK | COACH         | WINS |
|------|---------------|------|
| 16.  | Mike Holmgren | 161  |
| 17.  | Bud Grant     | 158  |
| 18.  | Mike Tomlin   | 154  |
|      | Joe Gibbs     | 154  |
| 20.  | Steve Owen    | 153  |
| 21.  | Pete Carroll  | 152  |
|      | Sean Payton   | 152  |

- Tomlin's .643 regular-season win percentage is the 10th-highest in NFL history (minimum 100 games).

HEAD COACH WIN PERCENTAGE IN NFL HISTORY (MIN. 100 GAMES)

| RANK | COACH           | W   | L   | T  | WIN PCT. |
|------|-----------------|-----|-----|----|----------|
| 1.   | John Madden     | 103 | 32  | 7  | .759     |
| 2.   | Vince Lombardi  | 96  | 34  | 6  | .738     |
| 3.   | George Allen    | 116 | 47  | 5  | .712     |
| 4.   | Blanton Collier | 76  | 34  | 2  | .691     |
| 5.   | George Halas    | 318 | 148 | 31 | .682     |
| 6.   | Don Shula       | 328 | 156 | 6  | .677     |
| 7.   | Bill Belichick  | 290 | 143 | 0  | .670     |
| 8.   | Tony Dungy      | 139 | 69  | 0  | .668     |
| 9.   | George Seifert  | 114 | 62  | 0  | .648     |
| 10.  | Mike Tomlin     | 154 | 85  | 2  | .643     |

- Tomlin's .643 regular-season win percentage is the second-highest among active NFL head coaches (minimum 100 games).

ACTIVE HEAD COACH WINNING PERCENTAGE (MIN. 100 GAMES)

| RANK | COACH          | W   | L   | T | WIN PCT. |
|------|----------------|-----|-----|---|----------|
| 1.   | Bill Belichick | 290 | 143 | 0 | .670     |
| 2.   | Mike Tomlin    | 154 | 85  | 2 | .643     |
| 3.   | Andy Reid      | 233 | 135 | 1 | .633     |
| 4.   | Bruce Arians   | 80  | 48  | 1 | .624     |
| 5.   | John Harbaugh  | 137 | 88  | 0 | .609     |

TOMLIN T-150 COACH

- **Mike Tomlin** is the 20th head coach in NFL history to reach 150 career wins.
- Tomlin registered 150 career victories in the fourth-fewest game in League history.

FEWEST GAMES COACHED TO 150 CAREER VICTORIES

| RANK | PLAYER        | GAMES |
|------|---------------|-------|
| 1.   | Don Shula     | 204   |
| 2.   | George Halas  | 223   |
| 3.   | Curly Lambeau | 228   |
| 4.   | Mike Tomlin   | 232   |
| 5.   | Bud Grant     | 239   |

TOMLIN VS. AFC

- During his career, **Mike Tomlin's** regular-season record against the AFC is 115-64-1 (.642).
- Tomlin's 115 regular-season victories against the AFC are tied for the sixth-most in NFL history.

MOST REGULAR-SEASON WINS VS. AFC BY HEAD COACH IN NFL HISTORY

| RANK | COACH                | WINS |
|------|----------------------|------|
| 1.   | Bill Belichick       | 217  |
| 2.   | Don Shula            | 190  |
| 3.   | Chuck Noll           | 147  |
| 4.   | Marty Schottenheimer | 142  |
| 5.   | Mike Shanahan        | 116  |
| 6.   | Bill Cowher          | 115  |
|      | Mike Tomlin          | 115  |
| 8.   | Marv Levy            | 112  |
| 9.   | Chuck Knox           | 109  |
| 10.  | Andy Reid            | 108  |

- Tomlin's .642 regular-season winning percentage against the AFC is the fifth-highest in NFL history.

BEST REGULAR-SEASON WIN PERCENTAGE VS. AFC BY HEAD COACH IN NFL HISTORY

| RANK | COACH                | W   | L   | T | WIN PCT. |
|------|----------------------|-----|-----|---|----------|
| 1.   | Tony Dungy           | 79  | 29  | 0 | .731     |
| 2.   | John Madden          | 70  | 26  | 5 | .724     |
| 3.   | Bill Belichick       | 217 | 107 | 0 | .670     |
| 4.   | Andy Reid            | 108 | 55  | 1 | .662     |
| 5.   | Mike Tomlin          | 115 | 64  | 1 | .642     |
| 6.   | Don Shula            | 109 | 111 | 2 | .631     |
| 7.   | Bill Cowher          | 115 | 68  | 0 | .628     |
| 8.   | John Harbaugh        | 101 | 67  | 0 | .601     |
| 9.   | Marty Schottenheimer | 142 | 95  | 1 | .599     |
| 10.  | Chuck Noll           | 147 | 105 | 1 | .583     |

- Tomlin's regular-season home record against the AFC is 65-25 (.722).
- Tomlin's 65 regular-season home victories against the AFC are the seventh-most in NFL history.

MOST REGULAR-SEASON HOME WINS VS. AFC BY HEAD COACH IN NFL HISTORY

| RANK | COACH                | WINS |
|------|----------------------|------|
| 1.   | Bill Belichick       | 122  |
| 2.   | Don Shula            | 110  |
| 3.   | Chuck Noll           | 91   |
| 4.   | Marty Schottenheimer | 84   |
| 5.   | Mike Shanahan        | 68   |
| 6.   | Chuck Knox           | 67   |
| 7.   | Mike Tomlin          | 65   |
| 8.   | Bill Cowher          | 64   |
|      | Marv Levy            | 64   |
|      | Dan Reeves           | 64   |

- Tomlin's .722 regular-season home winning percentage against the AFC is the fifth-highest in NFL history.

BEST REGULAR-SEASON HOME WIN PERCENTAGE VS. AFC BY HEAD COACH IN NFL HISTORY (MIN. 50 GAMES)

| RANK | COACH                | W   | L  | T | WIN PCT. |
|------|----------------------|-----|----|---|----------|
| 1.   | John Madden          | 37  | 11 | 2 | .765     |
| 2.   | Tony Dungy           | 41  | 13 | 0 | .759     |
| 3.   | Bill Belichick       | 122 | 40 | 0 | .753     |
| 4.   | Don Shula            | 110 | 41 | 1 | .727     |
| 5.   | Mike Tomlin          | 65  | 25 | 0 | .722     |
| 6.   | Chuck Noll           | 91  | 36 | 0 | .717     |
| 7.   | John Harbaugh        | 60  | 24 | 0 | .714     |
| 8.   | Chuck Knox           | 67  | 27 | 0 | .713     |
| 9.   | Marty Schottenheimer | 84  | 34 | 0 | .712     |
| 10.  | Bill Cowher          | 64  | 26 | 0 | .711     |

- Tomlin's regular-season road record against the AFC is 50-39-1 (.561).
- Tomlin's 50 regular-season road victories against the AFC are the seventh-most in NFL history.

MOST REGULAR-SEASON ROAD WINS VS. AFC BY HEAD COACH IN NFL HISTORY

| RANK | COACH                | WINS |
|------|----------------------|------|
| 1.   | Bill Belichick       | 95   |
| 2.   | Don Shula            | 80   |
| 3.   | Marty Schottenheimer | 58   |
| 4.   | Chuck Noll           | 56   |
| 5.   | Andy Reid            | 52   |
| 6.   | Bill Cowher          | 51   |
| 7.   | Mike Tomlin          | 50   |
| 8.   | Jeff Fisher          | 49   |
| 9.   | Mike Shanahan        | 48   |
|      | Marv Levy            | 48   |

- Tomlin's .561 regular-season road winning percentage against the AFC is the fifth-highest in NFL history.

BEST REGULAR-SEASON ROAD WIN PERCENTAGE VS. AFC BY HEAD COACH IN NFL HISTORY (MIN. 50 GAMES)

| RANK | COACH                | W  | L  | T | WIN PCT. |
|------|----------------------|----|----|---|----------|
| 1.   | Tony Dungy           | 38 | 16 | 0 | .704     |
| 2.   | John Madden          | 33 | 15 | 3 | .684     |
| 3.   | Andy Reid            | 52 | 29 | 1 | .640     |
| 4.   | Bill Belichick       | 95 | 67 | 0 | .586     |
| 5.   | Mike Tomlin          | 50 | 39 | 1 | .561     |
| 6.   | Bill Cowher          | 51 | 42 | 0 | .548     |
| 7.   | Don Shula            | 80 | 70 | 1 | .533     |
| 8.   | Bill Parcells        | 32 | 32 | 0 | .500     |
| 9.   | John Harbaugh        | 41 | 43 | 0 | .488     |
| 10.  | Marty Schottenheimer | 58 | 61 | 1 | .487     |

- Tomlin's 115 regular-season victories against the AFC are the second-most in the NFL since 2007.
- Pittsburgh's 65 regular-season home victories against the AFC under Tomlin are the second-most among AFC teams since 2007.

MOST REGULAR-SEASON WINS VS. AFC SINCE 2007

| RANK | COACH          | WINS |
|------|----------------|------|
| 1.   | Bill Belichick | 135  |
| 2.   | Mike Tomlin    | 115  |
| 3.   | John Harbaugh  | 101  |
| 4.   | Andy Reid      | 91   |
| 5.   | Marvin Lewis   | 71   |

- Pittsburgh's 115 regular-season victories against the AFC under Tomlin are the second-most among AFC teams since 2007.

MOST REGULAR-SEASON WINS VS. AFC SINCE 2007

| RANK | TEAM                 | WINS |
|------|----------------------|------|
| 1.   | New England Patriots | 135  |
| 2.   | Pittsburgh Steelers  | 115  |
| 3.   | Indianapolis Colts   | 105  |
| 4.   | Baltimore Ravens     | 103  |
| 5.   | L.A. Chargers        | 95   |
|      | Kansas City Chiefs   | 95   |

- Tomlin's .642 regular-season winning percentage against the AFC is the third-highest since 2007.

BEST REGULAR-SEASON WIN PERCENTAGE VS. AFC SINCE 2007 (MIN. 100 GAMES)

| RANK | COACH          | W   | L  | T | WIN PCT. |
|------|----------------|-----|----|---|----------|
| 1.   | Bill Belichick | 135 | 45 | 0 | .750     |
| 2.   | Andy Reid      | 77  | 31 | 0 | .713     |
| 3.   | Mike Tomlin    | 115 | 64 | 1 | .642     |
| 4.   | John Harbaugh  | 101 | 67 | 0 | .601     |
| 5.   | Gary Kubiak    | 55  | 50 | 0 | .524     |

- Pittsburgh's .642 regular-season winning percentage against the AFC under Tomlin is the second-highest among AFC teams since 2007.

BEST REGULAR-SEASON WIN PERCENTAGE VS. AFC SINCE 2007

| RANK | TEAM                 | W   | L  | T | WIN PCT. |
|------|----------------------|-----|----|---|----------|
| 1.   | New England Patriots | 135 | 45 | 0 | .750     |
| 2.   | Pittsburgh Steelers  | 115 | 64 | 1 | .642     |
| 3.   | Indianapolis Colts   | 105 | 75 | 0 | .583     |
| 4.   | Baltimore Ravens     | 103 | 77 | 0 | .572     |
| 5.   | L.A. Chargers        | 95  | 85 | 0 | .528     |
|      | Kansas City Chiefs   | 95  | 85 | 0 | .528     |

MOST REGULAR-SEASON HOME WINS VS. AFC SINCE 2007

| RANK | TEAM                 | WINS |
|------|----------------------|------|
| 1.   | New England Patriots | 78   |
| 2.   | Pittsburgh Steelers  | 65   |
| 3.   | Baltimore Ravens     | 62   |
| 4.   | Indianapolis Colts   | 59   |
| 5.   | Houston Texans       | 52   |

- Pittsburgh's .722 regular-season home winning percentage against the AFC under Tomlin is the second-highest among AFC teams since 2007.

BEST REGULAR-SEASON ROAD WIN PERCENTAGE VS. AFC SINCE 2007

| RANK | TEAM                 | W  | L  | T | WIN PCT. |
|------|----------------------|----|----|---|----------|
| 1.   | New England Patriots | 78 | 12 | 0 | .867     |
| 2.   | Pittsburgh Steelers  | 65 | 25 | 0 | .722     |
| 3.   | Baltimore Ravens     | 62 | 28 | 0 | .689     |
| 4.   | Indianapolis Colts   | 59 | 31 | 0 | .656     |
| 5.   | Houston Texans       | 52 | 38 | 0 | .578     |

- Pittsburgh's 50 regular-season road victories against the AFC under Tomlin are the second-most among AFC teams since 2007.

MOST REGULAR-SEASON ROAD WINS VS. AFC SINCE 2007

| RANK | TEAM                 | WINS |
|------|----------------------|------|
| 1.   | New England Patriots | 57   |
| 2.   | Pittsburgh Steelers  | 50   |
| 3.   | Kansas City Chiefs   | 48   |
| 4.   | Indianapolis Colts   | 46   |
| 5.   | L.A. Chargers        | 44   |

- Pittsburgh's .561 regular-season road winning percentage against the AFC under Tomlin is the second-highest among AFC teams since 2007.

BEST REGULAR-SEASON ROAD WIN PERCENTAGE VS. AFC SINCE 2007

| RANK | TEAM                 | W  | L  | T | WIN PCT. |
|------|----------------------|----|----|---|----------|
| 1.   | New England Patriots | 57 | 33 | 0 | .633     |
| 2.   | Pittsburgh Steelers  | 50 | 39 | 1 | .561     |
| 3.   | Kansas City Chiefs   | 48 | 42 | 0 | .533     |
| 4.   | Indianapolis Colts   | 46 | 44 | 0 | .511     |
| 5.   | L.A. Chargers        | 44 | 46 | 0 | .489     |

- Including the postseason, Tomlin has a .628 winning percentage (122-72-1) against the AFC during his 15 years.

**TOMLIN VS. NFC**

- During his career, **Mike Tomlin's** regular-season record against the NFC is 39-21-1 (.648), including 23-7-1 (.758) at Heinz Field and 16-14 (.533) on the road.
- Tomlin's 39 regular-season victories against the NFC are the sixth-most among AFC coaches in NFL history.

**MOST REGULAR-SEASON WINS VS. NFC BY AFC HEAD COACH IN NFL HISTORY**

| RANK | COACH                | WINS |
|------|----------------------|------|
| 1.   | Bill Belichick       | 73   |
| 2.   | Don Shula            | 67   |
| 3.   | Marty Schottenheimer | 52   |
| 4.   | Chuck Noll           | 45   |
| 5.   | Jeff Fisher          | 44   |
| 6.   | Mike Tomlin          | 39   |
| 7.   | Marvin Lewis         | 37   |
| 8.   | Mike Shanahan        | 36   |
|      | John Harbaugh        | 36   |
| 10.  | Bill Cowher          | 34   |

- Tomlin's .648 regular-season winning percentage against the NFC is the fifth-highest among AFC coaches in NFL history.

**BEST REGULAR-SEASON WIN PERCENTAGE VS. NFC BY AFC HEAD COACH IN NFL HISTORY (MIN. 50 GAMES)**

| RANK | COACH                | W  | L  | T | WIN PCT. |
|------|----------------------|----|----|---|----------|
| 1.   | Don Shula            | 67 | 22 | 0 | .753     |
| 2.   | Marty Schottenheimer | 52 | 25 | 0 | .675     |
| 3.   | Bill Belichick       | 73 | 36 | 0 | .670     |
| 4.   | Jeff Fisher          | 44 | 22 | 0 | .667     |
| 5.   | Mike Tomlin          | 39 | 21 | 1 | .648     |
| 6.   | John Harbaugh        | 36 | 21 | 0 | .632     |
| 7.   | Bill Cowher          | 34 | 22 | 1 | .605     |
| 8.   | Marvin Lewis         | 37 | 24 | 3 | .602     |
| 9.   | Chuck Noll           | 45 | 30 | 0 | .600     |
|      | Mike Shanahan        | 36 | 24 | 0 | .600     |

- Pittsburgh's 39 regular-season victories against the NFC under Tomlin are tied for the second-most among AFC teams since 2007.
- Pittsburgh's .648 regular-season winning percentage against the NFC under Tomlin is the second-highest among AFC teams since 2007.

**AFC RECORDS VS. NFC SINCE 2007**

| RANK | TEAM                 | W  | L  | T | WIN PCT. |
|------|----------------------|----|----|---|----------|
| 1.   | New England Patriots | 44 | 17 | 0 | .721     |
| 2.   | Pittsburgh Steelers  | 39 | 21 | 1 | .648     |
| 3.   | Baltimore Ravens     | 39 | 22 | 0 | .639     |
| 4.   | Kansas City Chiefs   | 37 | 24 | 0 | .607     |
|      | Tennessee Titans     | 37 | 24 | 0 | .607     |

- Pittsburgh's 23 regular-season home victories against the NFC under Tomlin are the second-most among AFC teams since 2007.
- Pittsburgh's .758 regular-season home winning percentage against the NFC under Tomlin is the second-highest among AFC teams since 2007.

**AFC HOME RECORDS VS. NFC SINCE 2007**

| RANK | TEAM                 | W  | L  | T | WIN PCT. |
|------|----------------------|----|----|---|----------|
| 1.   | Baltimore Ravens     | 24 | 7  | 0 | .774     |
| 2.   | Pittsburgh Steelers  | 23 | 7  | 1 | .758     |
| 3.   | Kansas City Chiefs   | 22 | 9  | 0 | .710     |
| 4.   | Denver Broncos       | 21 | 10 | 0 | .677     |
|      | New England Patriots | 21 | 10 | 0 | .677     |

- Pittsburgh's 16 regular-season road victories against the NFC under Tomlin are the fourth-most among AFC teams since 2007.
- Pittsburgh's .533 regular-season road winning percentage against the NFC under Tomlin is the fourth-highest among AFC teams since 2007.

**AFC HOME RECORDS VS. NFC SINCE 2007**

| RANK | TEAM                 | W  | L  | T | WIN PCT. |
|------|----------------------|----|----|---|----------|
| 1.   | New England Patriots | 23 | 7  | 0 | .767     |
| 2.   | Tennessee Titans     | 19 | 11 | 0 | .633     |
| 3.   | Indianapolis Colts   | 17 | 13 | 0 | .567     |
| 4.   | Pittsburgh Steelers  | 16 | 14 | 0 | .533     |
| 5.   | Kansas City Chiefs   | 15 | 15 | 0 | .500     |
|      | Baltimore Ravens     | 15 | 15 | 0 | .500     |

- Including the postseason, Tomlin has a .643 winning percentage (40-22-1) against the NFC during his 15 years.

**WIN NO. 140**

- Mike Tomlin** earned his 140th regular-season win with the Steelers in the 28-24 victory at Baltimore in Week 8 of 2020.
- The game was Tomlin's 215th of his regular-season tenure, tying him with Curly Lambeau for the third-fewest games by an NFL head coach to secure 140 wins.

**FEWEST NFL GAMES COACHED TO 140 WINS**

| RANK | HEAD COACH    | TEAMS           | GAMES |
|------|---------------|-----------------|-------|
| 1.   | Don Shula     | Baltimore-Miami | 185   |
| 2.   | George Halas  | Chicago         | 210   |
| 3.   | Mike Tomlin   | Pittsburgh      | 215   |
|      | Curly Lambeau | Green Bay       | 215   |
| 5.   | Joe Gibbs     | Washington      | 216   |

**AMONG COACHES IN FIRST 15 YEARS**

- Mike Tomlin** earned his 154th regular-season victory in Week 18 at Baltimore, and has accumulated a 154-85-2 regular-season record in his first 15 seasons as a head coach in the NFL (2007-21).
- Tomlin's 154 career regular-season victories are tied Pro Football Hall of Famer Don Shula (1963-77) for the most in a coach's first 15 career seasons.

**MOST WINS AMONG NFL HEAD COACHES DURING FIRST 15 SEASONS**

| RANK | HEAD COACH     | YEARS            | WINS |
|------|----------------|------------------|------|
| 1.   | Mike Tomlin    | 2007-21          | 154  |
|      | Don Shula      | 1963-77          | 154  |
| 3.   | Sean Payton    | 2006-21          | 152* |
| 4.   | Bill Cowher    | 1992-2006        | 149  |
| 5.   | Bill Belichick | 1991-95, 2000-09 | 148  |

\*Does not include 2012 suspended season in 15 seasons count

- Tomlin's .643 career regular-season winning percentage is the seventh-highest by a head coach in his first 15 career seasons.

BEST WIN PERCENTAGE AMONG NFL HEAD COACHES DURING FIRST 15 SEASONS

| RANK | HEAD COACH           | YEARS            | WIN PCT. |
|------|----------------------|------------------|----------|
| 1.   | George Halas         | 1920-29, 1933-37 | .762     |
| 2.   | Don Shula            | 1963-77          | .751     |
| 3.   | Curly Lambeau        | 1921-35          | .693     |
| 4.   | Steve Owen           | 1930-44          | .667     |
| 5.   | Paul Brown           | 1946-60          | .648     |
| 6.   | Bud Grant            | 1967-81          | .647     |
| 7.   | Mike Tomlin          | 2007-21          | .643     |
| 8.   | Sean Payton          | 2006-21          | .631*    |
| 9.   | Marty Schottenheimer | 1984-98          | .630     |
| 10.  | Chuck Knox           | 1973-87          | .628     |

\*Does not include 2012 suspended season in 15 seasons count

AMONG COACHES IN FIRST 14 YEARS

- Mike Tomlin earned his 145th regular-season victory in Week 16 of 2020 vs. Indianapolis, and accumulated a 145-78-1 regular-season record in his first 14 seasons as a head coach in the NFL (2007-20).
- Tomlin's 145 career regular-season victories are the most by a head coach in his first 14 career seasons, surpassing Pro Football Hall of Famer Don Shula (144 regular-season victories from 1963-76).

MOST WINS AMONG NFL HEAD COACHES DURING FIRST 14 SEASONS

| RANK | HEAD COACH  | YEARS            | WINS |
|------|-------------|------------------|------|
| 1.   | Mike Tomlin | 2007-20          | 145  |
| 2.   | Don Shula   | 1963-76          | 144  |
| 3.   | Sean Payton | 2006-20          | 142  |
| 4.   | Bill Cowher | 1992-2005        | 141  |
| 5.   | Joe Gibbs   | 1981-92, 2004-05 | 140  |

TOMLIN IN 15

- In his first 15 seasons as the head coach of the Steelers, Mike Tomlin has an extensive list of accomplishments.
- Tomlin's 154 regular-season wins in his first 15 seasons rank as the most wins in team history for any coach in his first 15 campaigns, and his two Super Bowl appearances rank second in the franchise for a coach in his first 15 seasons.
- Tomlin's 10 postseason berths rank tied for first in a coach's first 15 seasons with the Steelers and his seven division titles rank tied for second.

STEELERS HEAD COACHES RECORD THROUGH 15 SEASONS

| RANK | HEAD COACH  | RECORD          | YEARS     |
|------|-------------|-----------------|-----------|
| 1.   | Mike Tomlin | 154-85-1 (.643) | 2007-21   |
| 2.   | Bill Cowher | 149-90-1 (.623) | 1992-2006 |
| 3.   | Chuck Noll  | 133-81-1 (.621) | 1969-1983 |

| RANK | HEAD COACH  | SUPER BOWL APP.         | SUPER BOWL WINS         |
|------|-------------|-------------------------|-------------------------|
| 1.   | Chuck Noll  | 4 (1974, '75, '78, '79) | 4 (1974, '75, '78, '79) |
| 2.   | Mike Tomlin | 2 (2008, '10)           | 1 (2008)                |
|      | Bill Cowher | 2 (1995, 2006)          | 1 (2006)                |

| RANK | HEAD COACH  | PLAYOFF APP. | YEARS                            |
|------|-------------|--------------|----------------------------------|
| 1.   | Mike Tomlin | 10           | 2007-08, '10-11, '14-17, '20-'21 |
|      | Bill Cowher | 10           | 1992-97, 2001-02, '04-'05        |
|      | Chuck Noll  | 10           | 1972-79, 1982-83                 |

| RANK | HEAD COACH  | DIVISION TITLES       | YEARS                          |
|------|-------------|-----------------------|--------------------------------|
| 1.   | Bill Cowher | 8 (AFC Central/North) | 1992, '94-97, 2001, '02, '04   |
| 2.   | Mike Tomlin | 7 (AFC North)         | 2007-08, '10, '14, '16-17, '20 |
|      | Chuck Noll  | 7 (AFC Central)       | 1972, '74-79                   |

TOMLIN AT HEINZ FIELD

- Mike Tomlin has guided Pittsburgh to a 88-32-1 (.731) regular-season record at Heinz Field.
- Tomlin earned his 86th regular-season home win in Week 13 of 2021 vs. Baltimore and joined Chuck Noll (119) as the second head coach in Steelers history with at least 86 regular-season home victories.
- Tomlin has led Pittsburgh to at least five home wins in each of his first 15 seasons as the team's head coach and six home wins in 10 of his 15 at the helm.
- Tomlin's 88 regular-season home victories are the second-most in the NFL since 2007.

MOST REGULAR-SEASON HOME WINS SINCE 2007

| RANK | COACH          | WINS |
|------|----------------|------|
| 1.   | Bill Belichick | 99   |
| 2.   | Mike Tomlin    | 88   |
| 3.   | John Harbaugh  | 82   |
| 4.   | Mike McCarthy  | 79   |
| 5.   | Andy Reid      | 78   |

- Tomlin's .731 regular-season home winning percentage is the second-highest in the NFL since 2007.

### BEST REGULAR-SEASON HOME WIN PERCENTAGE SINCE 2007 (MIN. 50 GAMES)

| RANK | COACH          | RECORD  | WIN PCT. |
|------|----------------|---------|----------|
| 1.   | Bill Belichick | 99-22   | .818     |
| 2.   | Mike Tomlin    | 88-32-1 | .731     |
| 3.   | Mike McCarthy  | 79-29-2 | .727     |
| 4.   | John Harbaugh  | 82-31   | .726     |
| 5.   | Pete Carroll   | 67-29   | .698     |

- Tomlin and the Steelers' 88 regular-season home victories are the third-most in the NFL since 2007.

### MOST REGULAR-SEASON HOME WINS SINCE 2007

| RANK | TEAM                 | WINS |
|------|----------------------|------|
| 1.   | New England Patriots | 99   |
| 2.   | Green Bay Packers    | 93   |
| 3.   | Pittsburgh Steelers  | 88   |
| 4.   | Baltimore Ravens     | 86   |
| 5.   | Seattle Seahawks     | 80   |

- Tomlin and the Steelers' .731 regular-season home winning percentage is the third-highest in the NFL since 2007.

### BEST REGULAR-SEASON HOME WIN PERCENTAGE SINCE 2007

| RANK | TEAM                 | RECORD  | WIN PCT. |
|------|----------------------|---------|----------|
| 1.   | New England Patriots | 99-22   | .818     |
| 2.   | Green Bay Packers    | 93-25-2 | .783     |
| 3.   | Pittsburgh Steelers  | 88-32-1 | .731     |
| 4.   | Baltimore Ravens     | 86-35   | .711     |
| 5.   | Seattle Seahawks     | 80-40   | .667     |

- Tomlin's 88 regular-season home victories are tied for the 18th-most in NFL history.

### MOST REGULAR-SEASON HOME WINS IN NFL HISTORY

| RANK | COACH        | WINS |
|------|--------------|------|
| 15.  | Tom Coughlin | 92   |
|      | Paul Brown   | 92   |
| 17.  | Steve Owen   | 90   |
| 18.  | Mike Tomlin  | 88   |
|      | Pete Carroll | 88   |

- Tomlin's .731 winning percentage in regular-season home games is the 12th-highest in NFL history (min. 50 games).

### BEST REGULAR-SEASON HOME WIN PERCENTAGE IN NFL HISTORY (MIN. 50 GAMES)

| RANK | COACH           | W   | L  | T  | WIN PCT. |
|------|-----------------|-----|----|----|----------|
| 1.   | Guy Chamberlin  | 41  | 8  | 4  | .837     |
| 2.   | John Madden     | 57  | 12 | 2  | .821     |
| 3.   | Vince Lombardi  | 51  | 15 | 2  | .773     |
| 4.   | Don Shula       | 183 | 59 | 3  | .755     |
| 5.   | George Allen    | 61  | 20 | 3  | .753     |
| 6.   | Tony Dungy      | 78  | 26 | 0  | .750     |
| 7.   | George Halas    | 182 | 61 | 20 | .749     |
| 8.   | Mike Holmgren   | 101 | 35 | 0  | .743     |
| 9.   | Blanton Collier | 40  | 14 | 2  | .741     |
| 10.  | Bill Belichick  | 159 | 58 | 0  | .733     |
| 11.  | Patsy Clark     | 41  | 15 | 6  | .732     |
| 12.  | Mike Tomlin     | 88  | 32 | 1  | .731     |

### PRIMETIME SPECIALIST

- Mike Tomlin has guided Pittsburgh to a 45-25 (.643) record in regular-season primetime games.
- Tomlin's 70 games coached in primetime (7 p.m. ET or later) are the third-most in the NFL since 2000.
- Tomlin's 45 victories and .643 winning percentage (min. 50 games) in primetime games are the third-most and tied for the second-highest, respectively, in the NFL since 2000.

### MOST NFL REGULAR-SEASON PRIMETIME GAMES COACHED SINCE 2000

| RANK | COACH          | GAMES |
|------|----------------|-------|
| 1.   | Andy Reid      | 92    |
| 2.   | Bill Belichick | 89    |
| 3.   | Mike Tomlin    | 70    |
| 4.   | Mike McCarthy  | 66    |
| 5.   | Tom Coughlin   | 61    |

### MOST NFL REGULAR-SEASON PRIMETIME WINS SINCE 2000

| RANK | COACH          | WINS |
|------|----------------|------|
| 1.   | Bill Belichick | 58   |
| 2.   | Andy Reid      | 54   |
| 3.   | Mike Tomlin    | 45   |
| 4.   | Sean Payton    | 36   |
| 5.   | Mike McCarthy  | 34   |

### BEST REGULAR-SEASON PRIMETIME WIN PERCENTAGE SINCE 2000 (MIN. 50 GAMES)

| RANK | COACH          | W  | L  | T | WIN PCT. |
|------|----------------|----|----|---|----------|
| 1.   | Bill Belichick | 58 | 31 | 0 | .652     |
| 2.   | Mike Tomlin    | 45 | 25 | 0 | .643     |
|      | Sean Payton    | 36 | 20 | 0 | .643     |
| 4.   | Andy Reid      | 54 | 38 | 0 | .587     |
| 5.   | Mike McCarthy  | 34 | 32 | 0 | .515     |



- Tomlin's 45 victories in regular-season primetime games are the second-most in the NFL since 2007.

MOST REGULAR-SEASON PRIMETIME WINS SINCE 2007

| RANK | COACH          | WINS |
|------|----------------|------|
| 1.   | Bill Belichick | 46   |
| 2.   | Mike Tomlin    | 45   |
| 3.   | Andy Reid      | 37   |
| 4.   | Sean Payton    | 34   |
| 5.   | Pete Carroll   | 32   |
|      | John Harbaugh  | 32   |
|      | Mike McCarthy  | 32   |

- Tomlin's .643 winning percentage in regular-season primetime games is the second-highest in the NFL since 2007 (min. 50 games).

BEST REGULAR-SEASON PRIMETIME WIN PERCENTAGE SINCE 2007 (MIN. 50 GAMES)

| RANK | COACH          | RECORD | WIN PCT. |
|------|----------------|--------|----------|
| 1.   | Bill Belichick | 46-22  | .676     |
| 2.   | Mike Tomlin    | 45-25  | .643     |
| 3.   | Sean Payton    | 34-20  | .630     |
| 4.   | Andy Reid      | 37-31  | .544     |
| 5.   | Mike McCarthy  | 32-30  | .516     |

TOMLIN ON MONDAY NIGHT FOOTBALL

- Mike Tomlin has guided the Steelers to an 18-3 (.857) record in Monday Night Football contests, including a 9-0 mark at Heinz Field.
- Tomlin's 18 victories are tied for the fifth-most in Monday Night Football history (1970).
- Tomlin's .857 winning percentage is the second-highest in Monday Night Football history (min. 10 games).

MOST MONDAY NIGHT FOOTBALL WINS SINCE 1970

| RANK | COACH          | WINS |
|------|----------------|------|
| 1.   | Don Shula      | 31   |
| 2.   | Bill Belichick | 22   |
| 3.   | Andy Reid      | 20   |
| 4.   | Tom Landry     | 19   |
| 5.   | Mike Tomlin    | 18   |
|      | Bill Cowher    | 18   |
|      | George Seifert | 18   |
| 8.   | Sean Payton    | 17   |
| 9.   | Mike Shanahan  | 16   |
| 10.  | Chuck Noll     | 15   |
|      | Bill Parcells  | 15   |
|      | Tom Flores     | 15   |

BEST MONDAY NIGHT FOOTBALL WIN PERCENTAGE SINCE 1970 (MIN. 10 GAMES)

| RANK | COACH          | W  | L | T | WIN PCT. |
|------|----------------|----|---|---|----------|
| 1.   | John Madden    | 11 | 1 | 1 | .885     |
| 2.   | Mike Tomlin    | 18 | 3 | 0 | .857     |
| 3.   | Tom Flores     | 15 | 4 | 0 | .789     |
| 4.   | George Seifert | 18 | 6 | 0 | .750     |
|      | Lovie Smith    | 9  | 3 | 0 | .750     |

- Tomlin's 18 victories on Monday Night Football are the most in the NFL since 2007.
- Tomlin's .857 winning percentage on Monday Night Football is the highest in the NFL since 2007 (min. 10 games).

MOST MONDAY NIGHT FOOTBALL WINS SINCE 2007

| RANK | COACH          | WINS |
|------|----------------|------|
| 1.   | Mike Tomlin    | 18   |
| 2.   | Sean Payton    | 16   |
| 3.   | Bill Belichick | 15   |
| 4.   | Andy Reid      | 11   |
|      | John Harbaugh  | 11   |
|      | Pete Carroll   | 11   |

BEST MONDAY NIGHT FOOTBALL WIN PERCENTAGE SINCE 2007 (MIN. 10 GAMES)

| RANK | COACH          | W  | L | T | WIN PCT. |
|------|----------------|----|---|---|----------|
| 1.   | Mike Tomlin    | 18 | 3 | 0 | .857     |
| 2.   | Pete Carroll   | 11 | 4 | 0 | .733     |
| 3.   | Bill Belichick | 15 | 6 | 0 | .714     |
| 4.   | Lovie Smith    | 7  | 3 | 0 | .700     |
| 5.   | Sean Payton    | 16 | 9 | 0 | .640     |

- Tomlin is 18-13 (.581) on Sunday Night Football and 8-8 (.500) on Thursday Night Football.

FOURTH QUARTER EXPLOSION

- Pittsburgh scored 169 points in the fourth quarter in 2021, which was the second-most in the NFL.

MOST FOURTH-QUARTER POINTS IN 2021

| RANK | TEAM                 | PTS |
|------|----------------------|-----|
| 1.   | L.A. Chargers        | 181 |
| 2.   | Pittsburgh Steelers  | 169 |
| 3.   | New England Patriots | 165 |
| 4.   | New Orleans Saints   | 162 |
| 5.   | Buffalo Bills        | 151 |

- Pittsburgh's 169 points in the fourth quarter in 2021 are the most fourth-quarter points in franchise history.

### MOST FOURTH-QUARTER POINTS IN FRANCHISE HISTORY

| RANK | YEAR | PTS |
|------|------|-----|
| 1.   | 2021 | 169 |
| 2.   | 2014 | 152 |
| 3.   | 2014 | 145 |
|      | 2016 | 145 |
| 5.   | 2020 | 132 |

- Pittsburgh owned a 60-point scoring margin (169-109) in the fourth quarter in 2021, which was the third-best in the NFL.

### LARGEST FOURTH-QUARTER SCORING MARGIN IN 2021

| RANK | TEAM                 | MARGIN |
|------|----------------------|--------|
| 1.   | New England Patriots | +94    |
| 2.   | New Orleans Saints   | +76    |
| 3.   | Pittsburgh Steelers  | +60    |
| 4.   | Buffalo Bills        | +57    |
| 5.   | Tampa Bay Buccaneers | +52    |

- The Steelers' 60-point scoring margin (169-109) in the fourth quarter in 2021 is the second-largest by the franchise since 2000.

### LARGEST STEELERS FOURTH-QUARTER SCORING MARGIN SINCE 2000

| RANK | TEAM | MARGIN |
|------|------|--------|
| 1.   | 2007 | +70    |
| 2.   | 2021 | +60    |
| 3.   | 2020 | +55    |
| 4.   | 2014 | +53    |
| 5.   | 2004 | +48    |

- Fifteen teams scored 17 or more points in the fourth quarter on 27 different occasions in 2021.
- Pittsburgh scored 17 or more points in the fourth quarter in four different games in 2021 (Week 1 at Buffalo, Week 11 at L.A. Chargers, Week 13 vs. Baltimore and Week 14 at Minnesota).
- The Steelers did not score 17 or more points in a single fourth over the previous three seasons (2018-20).

### MOST FOURTH QUARTERS WITH 17+ POINTS IN 2021

| RANK | TEAM                 | GAMES |
|------|----------------------|-------|
| 1.   | Pittsburgh Steelers  | 4     |
| 2.   | New Orleans Saints   | 3     |
|      | Tampa Bay Buccaneers | 3     |
| 4.   | L.A. Chargers        | 2     |
|      | Buffalo Bills        | 2     |
|      | Dallas Cowboys       | 2     |
|      | Houston Texans       | 2     |
|      | New England Patriots | 2     |

- Pittsburgh has scored 17 or more points in the fourth quarter against Baltimore four times in franchise history (Week 13, 2021; Week 14, 2017; Week 16, 2016; Week 9, 2014).
- Pittsburgh's 27 fourth-quarter points vs. Los Angeles in Week 11 are the third-most in the fourth quarter in franchise history. The record for most fourth-quarter points is 28, set on two occasions (Week 10 of 1952 vs. N.Y. Giants; Week 15 of 1986 at N.Y. Jets).

### MOST FOURTH-QUARTER POINTS IN THE NFL IN 2021

| RANK | TEAM. OPP. DATE                                      | PTS |
|------|--|-----|
| 1.   | Pittsburgh Steelers (at L.A. Chargers, Week 11)      | 27  |
| 2.   | L.A. Chargers (Cleveland Browns, Week 5)             | 26  |
| 3.   | Tampa Bay Buccaneers (Carolina Panthers, Week 18)    | 24  |
|      | Houston Texans (L.A. Chargers, Week 16)              | 24  |
| 5.   | New Orleans Saints (Atlanta Falcons, Week 9)         | 22  |
|      | New Orleans Saints (at Philadelphia Eagles, Week 11) | 22  |
|      | Houston Texans (L.A. Rams, Week 8)                   | 22  |

- The franchise record for points in any quarter is 28, accomplished five times in Steelers' history. The Steelers' 27 fourth-quarter points vs. Los Angeles in Week 11 are tied for the sixth-most in any quarter in franchise history.
- Pittsburgh's 27 fourth-quarter points vs. Los Angeles in Week 11 are the second-most in the fourth quarter of a road game and second-most in any quarter of a road game in franchise history.

### MOST POINTS IN 4TH QUARTER IN FRANCHISE HISTORY

| RANK | OPP. DATE                    | PTS |
|------|------------------------------|-----|
| 1.   | at N.Y. Jets, 12/13/1986     | 28  |
|      | vs. N.Y. Giants, 11/30/1952  | 28  |
| 3.   | at L.A. Chargers, 11/21/2021 | 27  |
| 4.   | at Cincinnati, 12/7/2014     | 25  |
| 5.   | vs. Tennessee, 11/1/1998     | 24  |

### MOST POINTS IN ANY QUARTER IN FRANCHISE HISTORY

| RANK | OPP. DATE (QUARTER)                     | PTS |
|------|---|-----|
| 1.   | vs. Indianapolis, 10/26/2014 (2nd)      | 28  |
|      | vs. Cincinnati, 12/4/2011 (2nd)         | 28  |
|      | at N.Y. Jets, 12/13/1986 (4th)          | 28  |
|      | vs. Chicago Cardinals, 12/13/1959 (2nd) | 28  |
|      | vs. N.Y. Giants, 11/30/1952 (4th)       | 28  |
| 6.   | at L.A. Chargers, 11/21/2021 (4th)      | 27  |
|      | vs. Cleveland, 10/17/1954 (2nd)         | 27  |

## BEN BY THE NUMBERS

|          |   |
|----------|---|
| 64.088   | Roethlisberger finished his NFL career fifth on the all-time passing yards list (64,088).   |
| 3,000    | Roethlisberger threw for 3,000+ yards in 15 of his 18 seasons in the NFL. Only Tom Brady (19), Brett Favre (18), Drew Brees (16) and Peyton Manning (16) have more in NFL history.  |
| 400      | With his 45-yard TD pass to WR <b>Diontae Johnson</b> in Week 4 of 2020 at Green Bay, Roethlisberger became the eighth quarterback in NFL history to surpass 400 career regular-season passing TDs.   |
| 400      | Roethlisberger threw for 400 or more yards in 14 games (regular-season and postseason), which is a franchise record and fourth in NFL history.  |
| 249      | Roethlisberger played in 249 regular-season games for the Steelers, which is a franchise record. His 249 regular-season games played at quarterback are the sixth-most in NFL history. Roethlisberger's 249 regular-season games played at quarterback with one franchise are the third-most in the League. |
| 247      | Roethlisberger started 247 regular-season games for the Steelers, which is a franchise record. His 247 regular-season games started at quarterback are the fifth-most in NFL history. Roethlisberger's 247 regular-season games started at quarterback with one franchise are the third-most in the League. |
| 165-81-1 | Roethlisberger's regular-season record as a starting quarterback is 165-81-1 (.670), which is the sixth-highest win percentage in NFL history (min. 150 starts) and most wins in franchise history for a starting signal caller.  |
| 165      | Roethlisberger's 165 regular-season wins as a starting quarterback are the fifth-most in NFL history.   |
| 158.3    | Roethlisberger posted a perfect passer rating of 158.3 or better in four games during his NFL regular-season career (min. 10 attempts/game) - the most all-time.  |
| 134      | Roethlisberger registered 135 career multi-TD pass games (regular-season and postseason), which is a franchise record, eighth in NFL history and seventh in League history with one franchise.  |
| 125.0    | Roethlisberger recorded a passer rating of 125.0 or higher 30 times in his NFL regular-season career (minimum 20 attempts), most recently in Week 5 of 2020 against the Philadelphia Eagles (125.4), which is the eighth-most in NFL history.   |
| 119      | Roethlisberger threw 119 TD passes in the fourth quarter and overtime in his regular-season career, which is a franchise record and third in NFL history.   |
| 100.0    | Roethlisberger registered a passer rating of 100.0 or higher in 107 career games (regular-season and postseason), which is a franchise record, seventh in NFL history and tied for fourth in League history with one franchise.   |
| 92       | Pittsburgh was 92-15 (.860) when Roethlisberger has registered a passer rating of 100.0 or higher.  |
| 92       | Roethlisberger owned an 92-31 (.748) regular-season career record as a starting quarterback at Heinz Field. His 92 home victories are the sixth-most in NFL history. His 748 home winning percentage is the sixth-highest in League history (min. 100 home starts).   |
| 92       | Roethlisberger registered 92 victories at Heinz Field, which ranks third all-time at a venue behind Tom Brady (116 at Gillette Stadium) and John Elway (95 at Mile High Stadium).   |
| 74       | Roethlisberger registered 74 games with 300 or more yards passing (regular-season and postseason), which is a franchise record and seventh in NFL history.  |
| 67       | Roethlisberger had 67 career completions (regular-season and postseason) of 50+ yards, which is the sixth-most in NFL history.  |

## BEN BY THE NUMBERS

|     |  |
|-----|--|
| 58  | Roethlisberger went 59-33-1 (.640) in regular-season games decided by six points or less with him under center. His 59 regular-season victories in games decided by six points or less with him under center are the most in NFL history. Roethlisberger's .640 winning percentage in games decided by six points or less with him under center is the second-highest in NFL history (min. 50 starts). |
| 53  | Roethlisberger threw a TD pass to 53 different players (including RB <b>Najee Harris</b> and TE <b>Pat Freiermuth</b> in 2021) over his regular-season NFL career.   |
| 53  | Roethlisberger rallied the Steelers from a tie or deficit in the fourth quarter 53 times in his career, which is a franchise record and tied for second in NFL history.  |
| 40  | Roethlisberger led the Steelers to an offensive scoring drive in the 4th quarter with the team trailing by one score to either tie or take the lead 40 times in his career, which is a franchise record and third in NFL history.  |
| 35  | Roethlisberger recorded 35 career TD passes of 50 or more yards, which is a franchise record and ranks sixth in NFL history.   |
| 25+ | Roethlisberger threw 25 or more TD passes nine times over his 18-year career. The nine 25+ passing TD seasons rank seventh since the 1970 AFL-NFL merger.  |
| 23  | Roethlisberger threw 23 TDs in the last two minutes of a regular-season game, which ranks second since 2000.   |
| 20+ | The Steelers scored at least 20 points in 97 of the 123 games at home with Roethlisberger as the starter.  |
| 15  | Roethlisberger threw at least 15 TD passes in each of his first 15 NFL seasons, the most consecutive seasons with 15 or more scoring tosses to start an NFL career. He added his 17th season with at least 15 TD passes in 2021.   |
| 11  | Roethlisberger threw 20 or more TD passes during his NFL career in 11 seasons - a franchise record - including eight consecutive seasons prior to 2019 (2007, 2009, 2011-18, 2020).  |
| 10  | Roethlisberger had 10 career completions of 80 yards or longer.  |
| 8   | Roethlisberger ranks in the top eight in NFL history in games (6th, 249), starts (5th, 247), pass yards (5th, 64,088), pass completions (5th, 5,440), pass attempts (5th, 8,443) and TD passes (8th, 418).   |
| 9   | Roethlisberger had nine career TD passes of 80 yards or longer, which is tied with Brett Favre for the most in NFL history.  |
| 8TH | Roethlisberger is the eighth quarterback in NFL history to surpass 400 career passing TDs, including the regular-season and postseason (454).  |
| 8TH | Roethlisberger registered three or more passing TDs in 60 career games (regular-season and postseason), which is a franchise record, eighth in NFL history and eighth in League history with one franchise.  |
| 3RD | Roethlisberger registered his 160th career win in his 238th career start, becoming the third-fastest quarterback to reach 160 wins in NFL history.   |
| 3RD | Roethlisberger threw 236 TD passes at Heinz Field, which is the third-most all-time at a particular venue in NFL history behind Drew Brees (281 at Mercedes-Benz Superdome) and Tom Brady (258 at Gillette Stadium).   |
| 2   | Roethlisberger is one of two quarterbacks to record at least 24 regular-season wins against multiple opponents since the 1970 AFL-NFL merger (25, Cleveland; 24, Cincinnati).  |
| 1ST | Roethlisberger is the first quarterback in NFL history with 500 passing yards in three career games (Week 8 2014, Week 15 2009 and Week 14 2017).  |

## CHARTING ROETHLISBERGER

**QB Ben Roethlisberger holds or shares at least 52 franchise regular-season records and 18 more franchise postseason records. He holds or shares at least nine NFL records:**

|   |        |       |
|---|--------|-------|
| Single-Season TD Passes (2018)  | 34     | 1st   |
| Single-Season Passing Yards (2018)  | 5,129  | 1st   |
| Career Passing TDs (regular season)   | 418    | 1st   |
| Single-Season Completions (2018)  | 452    | 1st   |
| Single-Season Pass Attempts (2018)  | 675    | 1st   |
| Single-Season Completion Pct. (2015)  | 68.0   | 1st   |
| Single-Season Passer Rating (2007)  | 104.1  | 1st   |
| 3,000-Yard Passing Seasons (2006-18, 2020-21)                                 | 15     | 1st   |
| Consecutive 3,000-Yard Passing Seasons (2006-18)                              | 13     | 1st   |
| Single-Game Completion Pct. (9/7/08 vs. Houston)                              | 92.9   | 1st   |
| Seasons w/ 250+ Completions (2006-09, '11-18, 2020-21)                        | 14     | 1st   |
| Seasons w/ Completion Pct. of 60.0+ (2004, '05, '07, '09-'18, 2020-21)        | 15     | 1st   |
| Seasons w/ Passer Rating of 90.0+ (2004, '05, '07, '09-'18, 2020)             | 14     | 1st   |
| Completions in Single Game (12/10/17 vs. Baltimore)                           | 44     | 1st   |
| Attempts in Single Game (12/10/17 vs. Baltimore)                              | 66     | 1st   |
| Passing Yards in Single Game (10/26/14 vs. Indianapolis)                      | 522    | 1st   |
| Career Completions  | 5,440  | 1st   |
| Career Attempts   | 8,443  | 1st   |
| Career Passing Yards  | 64,088 | 1st   |
| Career Completion Pct.  | 64.3   | 1st   |
| Career Passing Yards/Attempts   | 7.60   | 1st   |
| Career QB Rating  | 93.5   | 1st   |
| Career 300-yard Passing Games (reg and postseason)                            | 74     | 1st   |
| Career Games w/ 30+ Completions (reg and postseason)                          | 37     | 1st   |
| Career Games w/ 100.0+ Passer Rating (reg and postseason)                     | 107    | 1st   |
| Career Perfect Passer Rating Games (158.3) **                                 | 4      | 1st   |
| Career QB Rating in 4th Qtr./Overtime *                                       | 94.4   | 1st   |
| Career Touchdown Passes in 4th Quarter/Overtime                               | 119    | 1st   |
| Career Touchdown Passes in Final 2 mins./game *                               | 23     | 1st   |
| Consecutive Reg. Gms. w/ At Least One TD Pass (2012-Week 1 of 2014)           | 30     | 1st   |
| Games Played by Rookie QB (2004)  | 14     | 1st   |
| Passing Attempts by Rookie QB (2004)  | 295    | 1st   |
| Pass Completions by Rookie QB (2004)  | 196    | 1st   |
| Passing Yards by Rookie QB (2004)   | 2,621  | 1st   |
| Passing TDs by Rookie QB (2004)   | 17     | 1st   |
| Rushing Attempts by Rookie QB (2004)  | 56     | 1st   |
| Rushing Yards by Rookie QB (2004)   | 144    | 1st   |
| Completion Pct. by Rookie QB (2004) **  | 66.4   | 1st   |
| Passer Rating by Rookie QB (2004) **  | 98.1   | 1st   |
| Comp. %/Single Game by Rookie QB (10/17/04 vs. Dal.) **                       | 84.0   | 1st   |
| Consecutive Wins to Start Career (2004) **                                    | 13     | 1st   |
| Total Wins by Rookie QB (2004) **   | 13     | 1st   |
| Passing TDs in Single Game (10/26/14 vs. Ind. and 11/2/14 vs. Bal.)           | 6      | 1st   |
| Single-Game TD Passes at Heinz Field (10/26/14 vs. Ind. and 11/2/14 vs. Bal.) | 6      | 1st   |
| Passing TDs in Back-to-Back Games **  | 12     | 1st   |
| Total Wins When Throwing for 300-plus Yards                                   | 38     | 1st   |
| Seasons w/ 25+ Passing TDs (2007, '09, '12-14, '16-18, '20)                   | 9      | 1st   |
| Career Wins (Regular Season)  | 165    | 1st   |
| Career TD Passes (indoors)  | 41     | 1st   |
| Career Touchdown Passes in Dec./Jan.  | 120    | 1st   |
| Single-Game TD Passes on MNF (11/5/07 vs. Bal.) **                            | 5      | T-1st |
| Consecutive Passes Completed (11/26/07 vs. Miami)                             | 15     | T-1st |
| Career Winning Pct.   | .670   | 2nd   |
| Career Rushing Yards (by QB)  | 1,378  | 3rd   |
| Career Rushing Touchdowns (by QB)   | 20     | 3rd   |

\* Since 1991      \*\* NFL Record

TOMLIN-BEN

- **Mike Tomlin** and **QB Ben Roethlisberger** recorded their 136th regular-season win together in Week 18 of 2021 at Baltimore, surpassing Sean Payton and Drew Brees for the second-most wins by a head coach-quarterback tandem in NFL history.
- Tomlin and Roethlisberger recorded their 108th regular-season win together in Week 5 of 2018 against Atlanta, breaking a tie with Chuck Noll and Terry Bradshaw for the most wins by a head coach-quarterback tandem in franchise history.
- Tomlin and Roethlisberger picked up their 117th regular-season victory in Week 2 of 2020 against Denver, breaking a tie with Don Shula and Dan Marino for the third-most wins by a head coach-quarterback tandem in NFL history.

MOST REGULAR-SEASON WINS BY A HEAD COACH-QUARTERBACK IN NFL HISTORY

| RANK | DUO                            | WINS |
|------|--------------------------------|------|
| 1.   | Bill Belichick-Tom Brady       | 219  |
| 2.   | Mike Tomlin-Ben Roethlisberger | 136  |
| 3.   | Sean Payton-Drew Brees         | 135  |
| 4.   | Don Shula-Dan Marino           | 116  |
| 5.   | Chuck Noll-Terry Bradshaw      | 107  |

STARTED IN STYLE

- **QB Ben Roethlisberger** owned a 165-81-1 (.670) regular-season record as a starting quarterback.
- His 165 regular-season victories as a starting quarterback are a franchise record and the fifth-most in NFL history.
- His .670 regular-season winning percentage as a starting quarterback is the second-highest in franchise history and sixth-highest in NFL history (min. 150 games started).

BEST STARTING RECORD AMONG QUARTERBACKS IN NFL HISTORY (MIN. 150 GAMES STARTED)

| RANK | PLAYER             | W   | L   | T | PCT. |
|------|--------------------|-----|-----|---|------|
| 1.   | Tom Brady          | 243 | 73  | 0 | .769 |
| 2.   | Joe Montana        | 117 | 47  | 0 | .713 |
| 3.   | Peyton Manning     | 186 | 79  | 0 | .702 |
| 4.   | Terry Bradshaw     | 107 | 51  | 0 | .677 |
|      | Aaron Rodgers      | 139 | 66  | 1 | .677 |
| 6.   | Ben Roethlisberger | 165 | 81  | 1 | .670 |
| 7.   | Russell Wilson     | 104 | 53  | 1 | .661 |
| 8.   | John Elway         | 148 | 82  | 1 | .643 |
| 9.   | Jim Kelly          | 101 | 59  | 0 | .631 |
| 10.  | Brett Favre        | 186 | 112 | 0 | .624 |

- Roethlisberger earned 117 wins in his first 175 regular-season starts, which is the second-most by an NFL QB in NFL history through 175 starts (Tom Brady, 136).
- Roethlisberger made his 150th career regular-season start in Week 8 vs. Indianapolis in 2014 to become the fourth quarterback in NFL history to record 100 wins in their first 150 regular-season starts (Tom Brady, 116; Joe Montana, 108; Terry Bradshaw, 102).
- Roethlisberger registered his 90th career win in his 135th career start, becoming the fifth-fastest quarterback who began their career in the Super Bowl era to reach 90 wins.
- Roethlisberger earned his 130th win as a starting quarterback in his 192nd start in Week 10 of 2017 at Indianapolis to mark the third-fewest starts in NFL history to win 130 games (Tom Brady, 168; Peyton Manning, 189).

THIRD-FASTEST TO NO. 160

- With a win at Cleveland in Week 8 of 2021, **QB Ben Roethlisberger** became the fifth quarterback in NFL history to record 160 regular-season wins as a starter.
- Roethlisberger joined Peyton Manning, Brett Favre, Drew Brees and Tom Brady as the only quarterbacks in NFL history with at least 160 regular-season wins as a starting quarterback.
- Roethlisberger registered his 160th career win in his 238th career start, becoming the third-fastest quarterback to reach 160 wins in NFL history.

FEWEST STARTS TO 160 CAREER VICTORIES

| RANK | PLAYER             | STARTS |
|------|--------------------|--------|
| 1.   | Tom Brady          | 206    |
| 2.   | Peyton Manning     | 230    |
| 3.   | Ben Roethlisberger | 238    |
| 4.   | Brett Favre        | 253    |
| 5.   | Drew Brees         | 270    |

WINNING NO. 150

- **QB Ben Roethlisberger** became the fifth quarterback in NFL history to record 150 regular-season wins as a starter during the Steelers' Week 7 win against Tennessee (27-24) in 2020.
- Roethlisberger joined Peyton Manning, Brett Favre, Drew Brees and Tom Brady as the only quarterbacks in NFL history with at least 150 regular-season wins as a starting quarterback.

MOST REGULAR-SEASON WINS AS A STARTING QUARTERBACK

| RANK | PLAYER             | WINS |
|------|--------------------|------|
| 1.   | Tom Brady          | 243  |
| 2.   | Brett Favre        | 186  |
|      | Peyton Manning     | 186  |
| 4.   | Drew Brees         | 172  |
| 5.   | Ben Roethlisberger | 165  |
| 6.   | John Elway         | 148  |
| 7.   | Dan Marino         | 147  |
| 8.   | Aaron Rodgers      | 139  |
| 9.   | Philip Rivers      | 134  |
| 10.  | Fran Tarkenton     | 124  |

BIG BEN TOOK ON THE AFC

- **QB Ben Roethlisberger** was 122-60-1 (.669) as a starter in the regular season against AFC opponents during his career.
- Roethlisberger's 122 victories against AFC opponents are the third-most by any quarterback in NFL history.

MOST AFC VICTORIES AS STARTING QB

| RANK | PLAYER             | WINS |
|------|--------------------|------|
| 1.   | Tom Brady          | 171  |
| 2.   | Peyton Manning     | 140  |
| 3.   | Ben Roethlisberger | 122  |
| 4.   | John Elway         | 118  |
| 5.   | Dan Marino         | 110  |

- Roethlisberger's .669 winning percentage against AFC opponents is the third-highest by any quarterback in NFL history (min. 100 starts).

BEST AFC WIN PERCENTAGE AS STARTING QB (MIN. 100 STARTS)

| RANK | PLAYER             | W   | L  | T | PCT. |
|------|--------------------|-----|----|---|------|
| 1.   | Tom Brady          | 171 | 50 | 0 | .774 |
| 2.   | Peyton Manning     | 140 | 58 | 0 | .707 |
| 3.   | Ben Roethlisberger | 122 | 60 | 1 | .669 |
| 4.   | John Elway         | 118 | 60 | 0 | .663 |
| 5.   | Terry Bradshaw     | 81  | 43 | 0 | .653 |

BIG BEN TOOK ON THE NFC

- QB **Ben Roethlisberger** was 43-21 (.672) as a starter in the regular season against NFC opponents during his career.
- Roethlisberger's 43 victories against NFC opponents are the third-most by any quarterback of an AFC team in NFL history.

MOST NFC VICTORIES AS STARTING AFC QB

| RANK | PLAYER             | WINS |
|------|--------------------|------|
| 1.   | Tom Brady          | 56   |
| 2.   | Peyton Manning     | 46   |
| 3.   | Ben Roethlisberger | 43   |
| 4.   | Dan Marino         | 37   |
| 5.   | Philip Rivers      | 34   |

- Roethlisberger's .672 winning percentage against NFC opponents is the third-highest by any quarterback of an AFC team in NFL history (min. 50 starts).

BEST AFC WIN PERCENTAGE AS STARTING QB (MIN. 50 STARTS)

| RANK | PLAYER             | W  | L  | T | PCT. |
|------|--------------------|----|----|---|------|
| 1.   | Tom Brady          | 56 | 15 | 0 | .789 |
| 2.   | Peyton Manning     | 46 | 21 | 0 | .687 |
| 3.   | Ben Roethlisberger | 43 | 21 | 0 | .672 |
| 4.   | Dan Marino         | 37 | 20 | 0 | .649 |
| 5.   | John Elway         | 30 | 22 | 1 | .575 |

CONTROLLING THE NORTH

- QB **Ben Roethlisberger** was 66-21-1 (.756) as a starter in the regular season against AFC North opponents during his career, including a 4-2 mark in 2021.
- Roethlisberger's 66 victories against the AFC North are the most by any quarterback in NFL history.

MOST AFC NORTH VICTORIES AS STARTING QB

| RANK | PLAYER             | WINS |
|------|--------------------|------|
| 1.   | Ben Roethlisberger | 65   |
| 2.   | Joe Flacco         | 36   |
| 3.   | Tom Brady          | 28   |
| 4.   | Carson Palmer      | 26   |
| 5.   | Andy Dalton        | 25   |

- Roethlisberger's 66 intradivision victories against the AFC North are the sixth-most by any quarterback in NFL history.

MOST INTRADIVISION VICTORIES AS STARTING QB

| RANK | PLAYER             | WINS |
|------|--------------------|------|
| 1.   | Tom Brady          | 94   |
| 2.   | Brett Favre        | 86   |
| 3.   | Peyton Manning     | 75   |
| 4.   | John Elway         | 70   |
| 5.   | Dan Marino         | 69   |
| 6.   | Ben Roethlisberger | 66   |
| 7.   | Drew Brees         | 65   |
| 8.   | Aaron Rodgers      | 55   |
| 9.   | Jim Kelly          | 52   |
| 10.  | Roger Staubach     | 51   |

- Roethlisberger finished with a .500 or above record against AFC North opponents during the regular season in 16 of his 18 NFL seasons, including winning at least five games in five campaigns.

ROETHLISBERGER VS. AFC NORTH AS A STARTER

| SEASON | RECORD | SEASON | RECORD |
|--------|--------|--------|--------|
| 2021   | 4-2    | 2012   | 2-1    |
| 2020   | 4-1    | 2011   | 4-2    |
| 2019   | -      | 2010   | 5-0    |
| 2018   | 4-1-1  | 2009   | 2-3    |
| 2017   | 5-0    | 2008   | 6-0    |
| 2016   | 4-1    | 2007   | 5-0    |
| 2015   | 2-2    | 2006   | 3-3    |
| 2014   | 4-2    | 2005   | 3-1    |
| 2013   | 4-2    | 2004   | 5-0    |
| 2012   | 2-1    |        |        |

- In his 90 career games versus division opponents, Roethlisberger has posted a perfect passer rating once (11/5/07 vs. Baltimore) and 31 times has recorded a passer rating of over 100.0.
- The following is a look at his career statistics against the AFC North.

ROETHLISBERGER STATISTICS VS. AFC NORTH

| CATEGORY                     | STATISTIC                  |
|------------------------------|----------------------------|
| Record                       | 66-21-1 (as a starting QB) |
| Completion Pct. (Comp.-Att.) | 62.2 (1,876-3,015)         |
| Passing Yards                | 21,933                     |
| Passing Touchdowns           | 133                        |
| Interceptions                | 82                         |
| Passer Rating                | 87.6                       |

ROETHLISBERGER STATISTICS VS. AFC NORTH (HOME/AWAY)

| CATEGORY                     | HOME             | AWAY             |
|------------------------------|------------------|------------------|
| Record                       | 35-9             | 31-12-1          |
| Completion Pct. (Comp.-Att.) | 62.8 (933-1,485) | 61.6 (943-1,530) |
| Passing Yards                | 11,215           | 10,718           |
| Passing Touchdowns           | 77               | 56               |
| Interceptions                | 44               | 38               |
| Passer Rating                | 90.8             | 84.5             |

BEN AMONG THE ALL-TIME BEST

- QB **Ben Roethlisberger** ranks in the top eight in NFL regular-season history in games (sixth, 249), starts (fifth, 247), pass yards (fifth, 64,088), pass completions (fifth, 5,440), pass attempts (fifth, 8,443) and TD passes (eighth, 418).
- Roethlisberger ranks in the top six in NFL history with one franchise in games (third, 249), starts (third, 247), pass yards (third, 64,088), pass completions (third, 5,440), pass attempts (fifth, 8,443) and TD passes (sixth, 418).
- Roethlisberger also ranks in the top 10 in NFL history in pass yards/attempt (sixth, 7.59, min. 5,000 pass attempts) and passer rating (seventh, 93.5, min. 5,000 pass attempts).

MOST GAMES PLAYED BY QB IN NFL HISTORY

| RANK | PLAYER             | GP  |
|------|--------------------|-----|
| 1.   | Tom Brady          | 317 |
| 2.   | Brett Favre        | 302 |
| 3.   | Drew Brees         | 287 |
| 4.   | Peyton Manning     | 266 |
| 5.   | Earl Morrall       | 255 |
| 6.   | Ben Roethlisberger | 249 |
| 7.   | Fran Tarkenton     | 246 |
| 8.   | Philip Rivers      | 244 |
| 9.   | Dan Marino         | 242 |
| 10.  | Eli Manning        | 236 |

MOST GAMES PLAYED BY QB WITH ONE TEAM IN NFL HISTORY

| RANK | PLAYER. TEAM                            | GP  |
|------|---|-----|
| 1.   | Tom Brady, New England Patriots         | 285 |
| 2.   | Brett Favre, Green Bay Packers          | 255 |
| 3.   | Ben Roethlisberger, Pittsburgh Steelers | 249 |
| 4.   | Dan Marino, Miami Dolphins              | 242 |
| 5.   | Eli Manning, N.Y. Giants                | 236 |

MOST GAMES STARTED BY QB IN NFL HISTORY

| RANK | PLAYER             | GS  |
|------|--------------------|-----|
| 1.   | Tom Brady          | 315 |
| 2.   | Brett Favre        | 298 |
| 3.   | Drew Brees         | 286 |
| 4.   | Peyton Manning     | 265 |
| 5.   | Ben Roethlisberger | 247 |
| 6.   | Dan Marino         | 240 |
|      | Philip Rivers      | 240 |
| 8.   | Fran Tarkenton     | 239 |
| 9.   | Eli Manning        | 234 |
| 10.  | John Elway         | 231 |

MOST GAMES STARTED BY QB WITH ONE TEAM IN NFL HISTORY

| RANK | PLAYER                                  | GS  |
|------|---|-----|
| 1.   | Tom Brady, New England Patriots         | 283 |
| 2.   | Brett Favre, Green Bay Packers          | 253 |
| 3.   | Ben Roethlisberger, Pittsburgh Steelers | 247 |
| 4.   | Dan Marino, Miami Dolphins              | 240 |
| 5.   | Eli Manning, N.Y. Giants                | 234 |

MOST PASSING YARDS IN NFL HISTORY

| RANK | PLAYER             | YDS    |
|------|--------------------|--------|
| 1.   | Tom Brady          | 84,520 |
| 2.   | Drew Brees         | 80,358 |
| 3.   | Peyton Manning     | 71,940 |
| 4.   | Brett Favre        | 71,838 |
| 5.   | Ben Roethlisberger | 64,088 |
| 6.   | Philip Rivers      | 63,440 |
| 7.   | Dan Marino         | 61,361 |
| 8.   | Matt Ryan          | 59,735 |
| 9.   | Eli Manning        | 57,023 |
| 10.  | Aaron Rodgers      | 55,360 |

MOST PASSING YARDS WITH ONE FRANCHISE IN NFL HISTORY

| RANK | PLAYER. TEAM                   | YDS    |
|------|--------------------------------|--------|
| 1.   | Tom Brady, New England         | 74,571 |
| 2.   | Drew Brees, New Orleans        | 68,010 |
| 3.   | Ben Roethlisberger, Pittsburgh | 64,088 |
| 4.   | Brett Favre, Green Bay         | 61,655 |
| 5.   | Dan Marino, Miami              | 61,361 |
| 6.   | Philip Rivers, L.A. Chargers   | 59,271 |
| 7.   | Matt Ryan, Atlanta             | 59,735 |
| 8.   | Eli Manning, N.Y. Giants       | 57,023 |
| 9.   | Aaron Rodgers, Green Bay       | 55,360 |
| 10.  | Peyton Manning, Indianapolis   | 54,828 |

MOST PASS COMPLETIONS IN NFL HISTORY

| RANK | PLAYER             | CMP   |
|------|--------------------|-------|
| 1.   | Tom Brady          | 7,263 |
| 2.   | Drew Brees         | 7,142 |
| 3.   | Brett Favre        | 6,300 |
| 4.   | Peyton Manning     | 6,125 |
| 5.   | Ben Roethlisberger | 5,440 |
| 6.   | Philip Rivers      | 5,277 |
| 7.   | Matt Ryan          | 5,242 |
| 8.   | Dan Marino         | 4,967 |
| 9.   | Eli Manning        | 4,895 |
| 10.  | Aaron Rodgers      | 4,651 |

MOST PASS COMPLETIONS WITH ONE FRANCHISE IN NFL HISTORY

| RANK | PLAYER. TEAM                   | CMP   |
|------|--------------------------------|-------|
| 1.   | Tom Brady, New England         | 6,377 |
| 2.   | Drew Brees, New Orleans        | 6,017 |
| 3.   | Ben Roethlisberger, Pittsburgh | 5,440 |
| 4.   | Brett Favre, Green Bay         | 5,377 |
| 5.   | Matt Ryan, Atlanta             | 5,242 |
| 6.   | Dan Marino, Miami              | 4,967 |
| 7.   | Philip Rivers, L.A. Chargers   | 4,908 |
| 8.   | Eli Manning, N.Y. Giants       | 4,895 |
| 9.   | Peyton Manning, Indianapolis   | 4,682 |
| 10.  | Aaron Rodgers, Green Bay       | 4,651 |



MOST PASS ATTEMPTS IN NFL HISTORY

| RANK | PLAYER             | ATT    |
|------|--------------------|--------|
| 1.   | Tom Brady          | 11,317 |
| 2.   | Drew Brees         | 10,551 |
| 3.   | Brett Favre        | 10,169 |
| 4.   | Peyton Manning     | 9,381  |
| 5.   | Ben Roethlisberger | 8,443  |
| 6.   | Dan Marino         | 8,358  |
| 7.   | Philip Rivers      | 8,134  |
| 8.   | Eli Manning        | 8,120  |
| 9.   | Matt Ryan          | 8,003  |
| 10.  | John Elway         | 7,250  |

MOST PASS ATTEMPTS WITH ONE FRANCHISE IN NFL HISTORY

| RANK | PLAYER. TEAM                   | ATT   |
|------|--------------------------------|-------|
| 1.   | Tom Brady, New England         | 9,988 |
| 2.   | Brett Favre, Green Bay         | 8,754 |
| 3.   | Drew Brees, New Orleans        | 8,742 |
| 4.   | Ben Roethlisberger, Pittsburgh | 8,443 |
| 5.   | Dan Marino, Miami              | 8,358 |
| 6.   | Eli Manning, N.Y. Giants       | 8,120 |
| 7.   | Matt Ryan, Atlanta             | 8,003 |
| 8.   | Philip Rivers, L.A. Chargers   | 7,591 |
| 9.   | John Elway, Denver             | 7,250 |
| 10.  | Peyton Manning, Indianapolis   | 7,211 |

MOST TOUCHDOWN PASSES IN NFL HISTORY

| RANK | PLAYER             | TDS |
|------|--------------------|-----|
| 1.   | Tom Brady          | 624 |
| 2.   | Drew Brees         | 571 |
| 3.   | Peyton Manning     | 539 |
| 4.   | Brett Favre        | 508 |
| 5.   | Aaron Rodgers      | 449 |
| 6.   | Philip Rivers      | 421 |
| 7.   | Dan Marino         | 420 |
| 8.   | Ben Roethlisberger | 418 |
| 9.   | Matt Ryan          | 367 |
| 10.  | Eli Manning        | 366 |

MOST TOUCHDOWN PASSES WITH ONE FRANCHISE IN NFL HISTORY

| RANK | PLAYER. TEAM                   | TDS |
|------|--------------------------------|-----|
| 1.   | Tom Brady, New England         | 541 |
| 2.   | Drew Brees, New Orleans        | 491 |
| 3.   | Aaron Rodgers, Green Bay       | 449 |
| 4.   | Brett Favre, Green Bay         | 442 |
| 5.   | Dan Marino, Miami              | 420 |
| 6.   | Ben Roethlisberger, Pittsburgh | 418 |
| 7.   | Peyton Manning, Indianapolis   | 399 |
| 8.   | Philip Rivers, L.A. Chargers   | 397 |
| 9.   | Matt Ryan, Atlanta             | 367 |
| 10.  | Eli Manning, N.Y. Giants       | 366 |

HIGHEST PASSING YARDS PER ATTEMPT LEADERS IN NFL HISTORY (MIN. 5,000 ATT.)

| RANK | PLAYER             | YDS/ATT. |
|------|--------------------|----------|
| 1.   | Philip Rivers      | 7.80     |
| 2.   | Aaron Rodgers      | 7.78     |
| 3.   | Dan Fouts          | 7.68     |
| 4.   | Peyton Manning     | 7.67     |
| 5.   | Drew Brees         | 7.62     |
| 6.   | Ben Roethlisberger | 7.59     |
| 7.   | Joe Montana        | 7.52     |
| 8.   | Tom Brady          | 7.47     |
| 9.   | Matt Ryan          | 7.46     |
| 10.  | Dan Marino         | 7.34     |

HIGHEST PASSER RATING IN NFL HISTORY (MIN. 5,000 ATT.)

| RANK | PLAYER             | RTG.  |
|------|--------------------|-------|
| 1.   | Aaron Rodgers      | 104.5 |
| 2.   | Drew Brees         | 98.7  |
| 3.   | Tom Brady          | 97.6  |
| 4.   | Peyton Manning     | 96.4  |
| 5.   | Philip Rivers      | 95.2  |
| 6.   | Matt Ryan          | 94.2  |
| 7.   | Ben Roethlisberger | 93.5  |
| 8.   | Joe Montana        | 92.3  |
| 9.   | Matthew Stafford   | 91.1  |
| 10.  | Carson Palmer      | 87.9  |

BIG BEN, BIG PLAYOFF NUMBERS

- QB **Ben Roethlisberger** registered a 13-10 (.565) postseason record as a starting quarterback.
- His 13 postseason victories as a starting quarterback are the second-most in franchise history and tied for the seventh-most in NFL history.
- Roethlisberger's .565 postseason winning percentage as a starting quarterback is the fourth-highest in NFL history (min. 20 games started).
- He ranks in the top five in NFL postseason history in games (t-fourth, 23), starts (t-fourth, 23), pass yards (third, 5,972), pass completions (fourth, 498), pass attempts (fourth, 788) and TD passes (seventh, 36).
- Roethlisberger also ranks in the top seven in NFL postseason history in pass yards/attempt (fifth, 7.58, min. 500 pass attempts) and passer rating (seventh, 86.7, min. 500 pass attempts).
- He set NFL playoff single-game records for both completions (47) and attempts (68) in the 2020 Wild Card defeat to Cleveland.
- Roethlisberger became the second signal caller to ever throw for at least 500 yards in the playoffs.
- His 501 yards passing against the Browns ranks second in single-game postseason history. QB Tom Brady owns the postseason record with 505 yards passing in Super Bowl XXXIX.

BEST WIN PERCENTAGE AS STARTING QB IN NFL POSTSEASON HISTORY (MIN. 20 STARTS)

| RANK | PLAYER             | W  | L  | T | PCT. |
|------|--------------------|----|----|---|------|
| 1.   | Tom Brady          | 35 | 12 | 0 | .745 |
| 2.   | Joe Montana        | 16 | 7  | 0 | .696 |
| 3.   | John Elway         | 14 | 7  | 0 | .667 |
| 4.   | Ben Roethlisberger | 13 | 10 | 0 | .565 |
| 5.   | Brett Favre        | 13 | 11 | 0 | .542 |

MOST QB VICTORIES IN NFL POSTSEASON HISTORY

| RANK | PLAYER             | WINS |
|------|--------------------|------|
| 1.   | Tom Brady          | 35   |
| 2.   | Joe Montana        | 16   |
| 3.   | Terry Bradshaw     | 14   |
|      | Peyton Manning     | 14   |
|      | John Elway         | 14   |
|      | Steve Young        | 14   |
| 7.   | Ben Roethlisberger | 13   |
|      | Brett Favre        | 13   |
|      | Roger Staubach     | 13   |
| 10.  | Troy Aikman        | 11   |
|      | Aaron Rodgers      | 11   |

MOST QB GAMES PLAYED IN NFL POSTSEASON HISTORY

| RANK | PLAYER             | GAMES |
|------|--------------------|-------|
| 1.   | Tom Brady          | 47    |
| 2.   | Peyton Manning     | 27    |
| 3.   | Brett Favre        | 24    |
| 4.   | Ben Roethlisberger | 23    |
|      | Joe Montana        | 23    |
| 6.   | Aaron Rodgers      | 22    |
|      | John Elway         | 22    |
|      | Steve Young        | 22    |
| 9.   | Roger Staubach     | 20    |
| 10.  | Terry Bradshaw     | 19    |
|      | George Blanda      | 19    |

MOST QB GAMES STARTED IN NFL POSTSEASON HISTORY

| RANK | PLAYER             | STARTS |
|------|--------------------|--------|
| 1.   | Tom Brady          | 47     |
| 2.   | Peyton Manning     | 27     |
| 3.   | Brett Favre        | 24     |
| 4.   | Ben Roethlisberger | 23     |
|      | Joe Montana        | 23     |
| 6.   | Aaron Rodgers      | 21     |
|      | John Elway         | 21     |
| 8.   | Terry Bradshaw     | 19     |
| 9.   | Dan Marino         | 18     |
|      | Drew Brees         | 18     |

MOST PASSING YARDS IN NFL POSTSEASON HISTORY

| RANK | PLAYER             | YARDS  |
|------|--------------------|--------|
| 1.   | Tom Brady          | 13,049 |
| 2.   | Peyton Manning     | 7,339  |
| 3.   | Ben Roethlisberger | 5,972  |
| 4.   | Aaron Rodgers      | 5,894  |
| 5.   | Brett Favre        | 5,855  |
| 6.   | Joe Montana        | 5,772  |
| 7.   | Drew Brees         | 5,366  |
| 8.   | John Elway         | 4,964  |
| 9.   | Dan Marino         | 4,510  |
| 10.  | Kurt Warner        | 3,952  |

MOST TD PASSES IN NFL POSTSEASON HISTORY

| RANK | PLAYER             | TDS |
|------|--------------------|-----|
| 1.   | Tom Brady          | 86  |
| 2.   | Aaron Rodgers      | 45  |
|      | Joe Montana        | 45  |
| 4.   | Brett Favre        | 44  |
| 5.   | Peyton Manning     | 40  |
| 6.   | Drew Brees         | 37  |
| 7.   | Ben Roethlisberger | 36  |
| 8.   | Dan Marino         | 32  |
| 9.   | Kurt Warner        | 31  |
| 10.  | Terry Bradshaw     | 30  |

MOST PASS COMPLETIONS IN NFL POSTSEASON HISTORY

| RANK | PLAYER             | CMP   |
|------|--------------------|-------|
| 1.   | Tom Brady          | 1,165 |
| 2.   | Peyton Manning     | 649   |
| 3.   | Aaron Rodgers      | 501   |
| 4.   | Ben Roethlisberger | 498   |
| 5.   | Drew Brees         | 481   |
|      | Brett Favre        | 481   |
| 7.   | Joe Montana        | 460   |
| 8.   | Dan Marino         | 385   |
| 9.   | John Elway         | 355   |
| 10.  | Donovan McNabb     | 341   |

MOST PASS ATTEMPTS IN NFL POSTSEASON HISTORY

| RANK | PLAYER             | ATT   |
|------|--------------------|-------|
| 1.   | Tom Brady          | 1,855 |
| 2.   | Peyton Manning     | 1,027 |
| 3.   | Brett Favre        | 791   |
| 4.   | Ben Roethlisberger | 788   |
| 5.   | Aaron Rodgers      | 774   |
| 6.   | Joe Montana        | 734   |
| 7.   | Drew Brees         | 721   |
| 8.   | Dan Marino         | 687   |
| 9.   | John Elway         | 651   |
| 10.  | Donovan McNabb     | 577   |

## HIGHEST PASSING YARDS PER ATTEMPT LEADERS IN NFL POSTSEASON HISTORY (MIN. 500 ATT.)

| RANK | PLAYER             | YDS/ATT. |
|------|--------------------|----------|
| 1.   | Joe Montana        | 7.86     |
| 2.   | Troy Aikman        | 7.67     |
| 3.   | John Elway         | 7.63     |
| 4.   | Aaron Rodgers      | 7.61     |
| 5.   | Ben Roethlisberger | 7.58     |
| 6.   | Drew Brees         | 7.44     |
| 7.   | Brett Favre        | 7.40     |
| 8.   | Peyton Manning     | 7.15     |
| 9.   | Jim Kelly          | 7.09     |
| 10.  | Tom Brady          | 7.03     |

## HIGHEST PASSER RATING IN NFL POSTSEASON HISTORY (MIN. 500 ATT.)

| RANK | PLAYER             | RTG.  |
|------|--------------------|-------|
| 1.   | Aaron Rodgers      | 101.1 |
| 2.   | Drew Brees         | 97.1  |
| 3.   | Joe Montana        | 95.6  |
| 4.   | Tom Brady          | 90.4  |
| 5.   | Troy Aikman        | 88.3  |
| 6.   | Peyton Manning     | 87.4  |
| 7.   | Ben Roethlisberger | 86.7  |
| 8.   | Brett Favre        | 86.3  |
| 9.   | Donovan McNabb     | 80.0  |
| 10.  | John Elway         | 79.7  |

## BIG BEN, BIG COMEBACKS

- In Pittsburgh's 16-13 victory at Baltimore in Week 18 of 2021, when the Ravens took a four-point lead (10-6) into the fourth quarter, QB **Ben Roethlisberger** rallied the Steelers from a tie or deficit in the fourth quarter for the 53rd time in his career and the seventh time in 2021 (Week 1 at Buffalo, Week 6 vs. Seattle, Week 8 at Cleveland, Week 9 vs. Chicago, Week 13 vs. Baltimore, Week 15 vs. Tennessee and Week 18 at Baltimore), which is a franchise record and tied for second in NFL history.

## MOST GAME-WINNING DRIVES IN NFL HISTORY

| RANK | PLAYER             | GWD |
|------|--------------------|-----|
| 1.   | Peyton Manning     | 54  |
| 2.   | Ben Roethlisberger | 53  |
|      | Drew Brees         | 53  |
|      | Tom Brady          | 53  |
| 5.   | Dan Marino         | 47  |

- Roethlisberger rallied the Steelers from a tie or deficit in the fourth quarter seven times in 2021 (Week 1 at Buffalo, Week 6 vs. Seattle, Week 8 at Cleveland, Week 9 vs. Chicago, Week 13 vs. Baltimore, Week 15 vs. Tennessee and Week 18 at Baltimore), which is tied for the second-most in single-season NFL history.

## MOST GAME-WINNING DRIVES IN 2021

| RANK | PLAYER             | GWD |
|------|--------------------|-----|
| 1.   | Ben Roethlisberger | 7   |
| 2.   | Justin Herbert     | 5   |
|      | Tom Brady          | 5   |
|      | Derek Carr         | 5   |
| 5.   | Lamar Jackson      | 4   |
|      | Taylor Heinicke    | 4   |
|      | Matt Ryan          | 4   |
|      | Ryan Tannehill     | 4   |
|      | Matthew Stafford   | 4   |

## MOST GAME-WINNING DRIVES IN SINGLE-SEASON SINCE 1970 NFL-AFL MERGER

| RANK | PLAYER, YEAR             | GWD |
|------|--------------------------|-----|
| 1.   | Matthew Stafford, 2016   | 8   |
| 2.   | Ben Roethlisberger, 2021 | 7   |
|      | Drew Brees, 2018         | 7   |
|      | Derek Carr, 2016         | 7   |
|      | Jake Delhomme, 2003      | 7   |
|      | Andrew Luck, 2012        | 7   |
|      | Don Majkowski, 1989      | 7   |
|      | Peyton Manning, 1999     | 7   |
|      | Peyton Manning, 2009     | 7   |
|      | Jake Plummer, 1998       | 7   |
|      | Brian Sipe, 1979         | 7   |

## MOST GAME-WINNING DRIVES SINCE 2020

| RANK | PLAYER             | GWD |
|------|--------------------|-----|
| 1.   | Ben Roethlisberger | 11  |
| 2.   | Ryan Tannehill     | 10  |
|      | Derek Carr         | 10  |
| 4.   | Justin Herbert     | 8   |
|      | Tom Brady          | 8   |
|      | Matt Stafford      | 8   |

- Roethlisberger led the Steelers to an offensive scoring drive in the fourth quarter with the team trailing by one score to either tie or take the lead five times in 2021 (Week 6 vs. Seattle, Week 8 at Cleveland, Week 9 vs. Chicago, Week 13 vs. Baltimore and Week 15 vs. Tennessee) and 40 times in his career, which is a franchise record and third in NFL history.

## MOST 4TH QUARTER COMEBACKS IN NFL HISTORY

| RANK | PLAYER             | 4QC |
|------|--------------------|-----|
| 1.   | Peyton Manning     | 43  |
| 2.   | Tom Brady          | 42  |
| 3.   | Ben Roethlisberger | 40  |
| 4.   | Drew Brees         | 36  |
| 5.   | Johnny Unitas      | 34  |
|      | Matthew Stafford   | 34  |

#### MOST 4TH QUARTER COMEBACKS IN SINGLE-SEASON SINCE 1970 NFL-AFL MERGER

| RANK  | PLAYER. YEAR             | 4QC |
|-------|--------------------------|-----|
| 1.    | Matthew Stafford, 2016   | 8   |
| 2.    | Derek Carr, 2016         | 7   |
|       | Peyton Manning, 2009     | 7   |
| 4.    | Drew Brees, 2018         | 6   |
|       | Ed Brown, 1963           | 6   |
|       | John Elway, 1985         | 6   |
|       | Peyton Manning, 1999     | 6   |
|       | Dan Marino, 1992         | 6   |
|       | Dan Pastorini, 1978      | 6   |
| t-10. | Ben Roethlisberger, 2021 | 5   |

#### MOST 4TH QUARTER COMEBACKS IN 2021

| RANK | PLAYER             | 4QC |
|------|--------------------|-----|
| 1.   | Ben Roethlisberger | 5   |
|      | Justin Herbert     | 5   |
| 3.   | Lamar Jackson      | 4   |
| 4.   | Tom Brady          | 3   |
|      | Derek Carr         | 3   |
|      | Taylor Heinicke    | 3   |
|      | Patrick Mahomes    | 3   |
|      | Matt Ryan          | 3   |
|      | Matthew Stafford   | 3   |
|      | Ryan Tannehill     | 3   |

#### MOST 4TH QUARTER COMEBACKS SINCE 2020

| RANK | PLAYER             | 4QC |
|------|--------------------|-----|
| 1.   | Ben Roethlisberger | 9   |
| 2.   | Ryan Tannehill     | 8   |
| 3.   | Patrick Mahomes    | 6   |
|      | Justin Herbert     | 6   |
|      | Tom Brady          | 6   |
|      | Matthew Stafford   | 6   |
|      | Derek Carr         | 6   |

- Roethlisberger picked up his 59th regular-season victory and sixth in 2021 (Week 6 vs. Seattle, Week 8 at Cleveland, Week 9 vs. Chicago, Week 13 vs. Baltimore, Week 15 vs. Tennessee and Week 18 at Baltimore) in games decided by six points or less.
- Roethlisberger's six victories in games decided by six points or less in 2021 are tied for the most in the NFL.

#### MOST QB VICTORIES IN GAMES DECIDED BY SIX POINTS OR LESS IN 2021

| RANK | PLAYER             | WINS |
|------|--------------------|------|
| 1.   | Ben Roethlisberger | 6    |
|      | Derek Carr         | 6    |
| 3.   | Tom Brady          | 5    |
|      | Aaron Rodgers      | 5    |
|      | Lamar Jackson      | 5    |
|      | Ryan Tannehill     | 5    |
|      | Taylor Heinicke    | 5    |
|      | Justin Herbert     | 5    |

- Pittsburgh improved to 59-33-1 (.640) in regular-season games decided by six points or less with him under center.
- Roethlisberger's 59 regular-season victories in games decided by six points or less with him under center are the most in NFL history.

#### MOST QB VICTORIES IN REGULAR-SEASON GAMES DECIDED BY SIX POINTS OR LESS

| RANK | PLAYER             | WINS |
|------|--------------------|------|
| 1.   | Ben Roethlisberger | 59   |
| 2.   | Drew Brees         | 57   |
|      | Tom Brady          | 57   |
| 4.   | Peyton Manning     | 56   |
| 5.   | Brett Favre        | 55   |
|      | John Elway         | 55   |

- Roethlisberger's .640 regular-season win percentage in games decided by six points or less with him under center is the second-highest in NFL history.

#### HIGHEST QB WIN PERCENTAGE IN REGULAR-SEASON GAMES DECIDED BY SIX POINTS OR LESS (MIN. 50 GAMES STARTED)

| RANK | PLAYER             | PCT.           |
|------|--------------------|----------------|
| 1.   | Tom Brady          | 57-25 (.695)   |
| 2.   | Ben Roethlisberger | 59-33-1 (.640) |
| 3.   | Ryan Tannehill     | 34-20 (.630)   |
| 4.   | Jim Kelly          | 38-23 (.623)   |
| 5.   | Peyton Manning     | 56-34 (.622)   |

#### BIG BEN, BIG COMEBACKS IN THE POSTSEASON

- QB **Ben Roethlisberger** rallied the Steelers from a tie or deficit in the fourth quarter four times in his postseason NFL career (Jan. 15, 2005 vs. N.Y. Jets, Feb. 1, 2009 vs. Arizona, Jan. 15, 2011 vs. Baltimore and Jan. 9, 2016 at Cincinnati), which is tied for the franchise record and tied for fifth in NFL history.

#### MOST GAME-WINNING DRIVES IN NFL POSTSEASON HISTORY

| RANK | PLAYER             | GWD |
|------|--------------------|-----|
| 1.   | Tom Brady          | 14  |
| 2.   | John Elway         | 6   |
| 3.   | Joe Montana        | 5   |
|      | Eli Manning        | 5   |
| 5.   | Ben Roethlisberger | 4   |
|      | Terry Bradshaw     | 4   |
|      | Dan Marino         | 4   |
|      | Russell Wilson     | 4   |

- Roethlisberger led the Steelers to an offensive scoring drive in the fourth quarter with the team trailing by one score to either tie or take the lead three times in his postseason NFL career (Jan. 15, 2005 vs. N.Y. Jets, Feb. 1, 2009 vs. Arizona and Jan. 9, 2016 at Cincinnati), which is the second-most in franchise history and tied for seventh in NFL history.

#### MOST 4TH QUARTER COMEBACKS IN NFL POSTSEASON HISTORY

| RANK | PLAYER             | 4QC |
|------|--------------------|-----|
| 1.   | Tom Brady          | 9   |
| 2.   | Joe Montana        | 5   |
| 3.   | Terry Bradshaw     | 4   |
|      | John Elway         | 4   |
|      | Eli Manning        | 4   |
|      | Russell Wilson     | 4   |
| t-7. | Ben Roethlisberger | 3   |

#### THROWING TO PAY DIRT

- Roethlisberger threw 20 or more TD passes 12 times over his 18-year career. The 12 20+ TD passing seasons are tied for the eighth-most since the 1970 AFL-NFL merger.

#### 20+ TD PASS SEASONS

| RANK | PLAYER             | SEASONS |
|------|--------------------|---------|
| 1.   | Tom Brady          | 19      |
| 2.   | Drew Brees         | 17      |
| 3.   | Peyton Manning     | 16      |
| 4.   | Brett Favre        | 15      |
|      | Philip Rivers      | 15      |
| 6.   | Dan Marino         | 13      |
|      | Matt Ryan          | 13      |
| 8.   | Ben Roethlisberger | 12      |
|      | Aaron Rodgers      | 12      |
|      | Eli Manning        | 12      |

- Roethlisberger threw 25 or more TD passes nine times over his 18-year career. The nine 25+ TD passing seasons are tied for the seventh-most since the 1970 AFL-NFL merger.

#### 25+ TD PASS SEASONS

| RANK | PLAYER             | SEASONS |
|------|--------------------|---------|
| 1.   | Peyton Manning     | 16      |
|      | Tom Brady          | 16      |
| 3.   | Drew Brees         | 14      |
| 4.   | Aaron Rodgers      | 12      |
| 5.   | Brett Favre        | 11      |
|      | Philip Rivers      | 11      |
| 7.   | Ben Roethlisberger | 9       |
|      | Matt Ryan          | 9       |
| 9.   | Russell Wilson     | 8       |
| 10.  | Kirk Cousins       | 7       |
|      | Dan Marino         | 7       |
|      | Tony Romo          | 7       |
|      | Eli Manning        | 7       |

- Roethlisberger threw 30 or more TD passes four times over his 18-year career. The four 30+ TD passing seasons are tied for the eighth-most since the 1970 AFL-NFL merger.

#### 30+ TD PASS SEASONS

| RANK | PLAYER             | SEASONS |
|------|--------------------|---------|
| 1.   | Drew Brees         | 10      |
| 2.   | Peyton Manning     | 9       |
|      | Brett Favre        | 9       |
|      | Tom Brady          | 9       |
| 5.   | Aaron Rodgers      | 8       |
| 6.   | Philip Rivers      | 6       |
| 7.   | Russell Wilson     | 5       |
| 8.   | Ben Roethlisberger | 4       |
|      | Dan Marino         | 4       |
|      | Tony Romo          | 4       |

- Roethlisberger threw for 3,000+ yards in 15 of his 18 seasons in the NFL. Only Tom Brady (19), Brett Favre (18), Drew Brees (16) and Peyton Manning (16) have more 3,000-yard passing seasons in NFL history.

#### 3,000-YARD PASSING SEASONS

| RANK | PLAYER             | SEASONS |
|------|--------------------|---------|
| 1.   | Tom Brady          | 19      |
| 2.   | Brett Favre        | 18      |
| 3.   | Drew Brees         | 16      |
|      | Peyton Manning     | 16      |
| 5.   | Ben Roethlisberger | 15      |
|      | Philip Rivers      | 15      |
| 7.   | Eli Manning        | 14      |
| 8.   | Dan Marino         | 13      |
|      | Matt Ryan          | 13      |
| 10.  | John Elway         | 12      |
|      | Aaron Rodgers      | 12      |

#### EIGHT CAREER 450-YARD PASSING GAMES

- QB **Ben Roethlisberger** had eight career games (regular-season and postseason) with at least 450 passing yards - the most by any player in NFL history.

| RANK | PLAYER             | 450-YARD GAMES |
|------|--------------------|----------------|
| 1.   | Ben Roethlisberger | 8              |
| 2.   | Dak Prescott       | 5              |
|      | Drew Brees         | 5              |
| 4.   | Dan Marino         | 4              |
|      | Peyton Manning     | 4              |
|      | Tom Brady          | 4              |

FIRST TO 500x3

- QB **Ben Roethlisberger** was the first player in NFL history to register three regular-season 500-yard passing games during Week 14's 39-38 victory over Baltimore in 2017.

ROETHLISBERGER'S 500-YARD PASSING GAMES

| GAME                    | A  | C  | PCT. | YDS | TD | INT | RAT.  |
|-------------------------|----|----|------|-----|----|-----|-------|
| Green Bay (12/20/09)    | 46 | 29 | 63.0 | 503 | 3  | 0   | 121.9 |
| Indianapolis (10/26/14) | 49 | 40 | 81.6 | 522 | 6  | 0   | 150.6 |
| Baltimore (12/10/17)    | 44 | 66 | 66.7 | 506 | 2  | 0   | 99.7  |

BIG BEN, BIG GAMES

- QB **Ben Roethlisberger** threw for 300 or more yards in 68 regular-season games, which is the most in franchise history and seventh-most in NFL history.

MOST 300-YARD PASS GAMES IN NFL HISTORY

| RANK | PLAYER             | GAMES |
|------|--------------------|-------|
| 1.   | Drew Brees         | 123   |
| 2.   | Tom Brady          | 108   |
| 3.   | Peyton Manning     | 93    |
| 4.   | Philip Rivers      | 73    |
|      | Matt Ryan          | 73    |
| 6.   | Aaron Rodgers      | 69    |
| 7.   | Ben Roethlisberger | 68    |
| 8.   | Dan Marino         | 63    |
| 9.   | Brett Favre        | 62    |
| 10.  | Matthew Stafford   | 56    |

- Roethlisberger registered 124 multi-TD pass games in his regular-season career, which is the most in franchise history, seventh-most in NFL history with one franchise and eighth-most in NFL history.

MOST MULTI-TD PASS GAMES IN NFL HISTORY

| RANK | PLAYER             | GAMES |
|------|--------------------|-------|
| 1.   | Tom Brady          | 198   |
| 2.   | Drew Brees         | 173   |
| 3.   | Peyton Manning     | 165   |
| 4.   | Brett Favre        | 159   |
| 5.   | Philip Rivers      | 142   |
| 6.   | Aaron Rodgers      | 141   |
| 7.   | Dan Marino         | 127   |
| 8.   | Ben Roethlisberger | 124   |
| 9.   | Matt Ryan          | 114   |
| 10.  | Eli Manning        | 107   |

MOST MULTI-TD PASS GAMES WITH ONE FRANCHISE IN NFL HISTORY

| RANK | PLAYER                                  | GAMES |
|------|---|-------|
| 1.   | Tom Brady, New England                  | 173   |
| 2.   | Drew Brees, New Orleans                 | 148   |
| 3.   | Aaron Rodgers, Green Bay                | 141   |
|      | Brett Favre, Green Bay                  | 141   |
| 5.   | Philip Rivers, San Diego Chargers       | 135   |
| 6.   | Dan Marino, Miami Dolphins              | 127   |
| 7.   | Ben Roethlisberger, Pittsburgh Steelers | 124   |
| 8.   | Peyton Manning, Indianapolis            | 123   |
| 9.   | Matt Ryan, Atlanta Falcons              | 114   |
| 10.  | Eli Manning, N.Y. Giants                | 107   |

- Roethlisberger recorded three or more passing TDs in 56 regular season games, which is the most in franchise history, eighth-most in NFL history with one franchise and eighth-most in NFL history.

MOST 3+ TD PASS GAMES IN NFL HISTORY

| RANK | PLAYER             | GAMES |
|------|--------------------|-------|
| 1.   | Tom Brady          | 101   |
| 2.   | Drew Brees         | 97    |
| 3.   | Peyton Manning     | 93    |
| 4.   | Aaron Rodgers      | 81    |
| 5.   | Brett Favre        | 72    |
| 6.   | Dan Marino         | 62    |
| 7.   | Philip Rivers      | 61    |
| 8.   | Ben Roethlisberger | 56    |
| 9.   | Matthew Stafford   | 51    |
| 10.  | Eli Manning        | 49    |

MOST 3+ TD PASS GAMES WITH ONE FRANCHISE IN NFL HISTORY

| RANK | PLAYER                                  | GAMES |
|------|---|-------|
| 1.   | Drew Brees, New Orleans                 | 89    |
| 2.   | Tom Brady, New England                  | 86    |
| 3.   | Aaron Rodgers, Green Bay                | 81    |
| 4.   | Peyton Manning, Indianapolis            | 64    |
| 5.   | Brett Favre, Green Bay                  | 63    |
| 6.   | Dan Marino, Miami Dolphins              | 62    |
| 7.   | Philip Rivers, San Diego Chargers       | 58    |
| 8.   | Ben Roethlisberger, Pittsburgh Steelers | 56    |
| 9.   | Eli Manning, N.Y. Giants                | 49    |
| 10.  | Matt Ryan, Atlanta Falcons              | 46    |

- QB **Ben Roethlisberger** has registered a passer rating of 100.0 or higher in 102 regular-season games, which is a franchise record, seventh in NFL history and fifth in League history with one franchise.

**MOST GAMES WITH 100.0+ PASSER RATING IN NFL HISTORY**

| RANK | PLAYER             | GAMES |
|------|--------------------|-------|
| 1.   | Tom Brady          | 152   |
| 2.   | Drew Brees         | 141   |
| 3.   | Aaron Rodgers      | 117   |
| 4.   | Peyton Manning     | 112   |
| 5.   | Philip Rivers      | 111   |
| 6.   | Brett Favre        | 108   |
| 7.   | Ben Roethlisberger | 102   |
| 8.   | Matt Ryan          | 93    |
| 9.   | Russell Wilson     | 83    |
| 10.  | Steve Young        | 75    |

**MOST GAMES WITH 100.0+ PASSER RATING WITH ONE FRANCHISE IN NFL HISTORY**

| RANK | PLAYER                                  | GAMES |
|------|---|-------|
| 1.   | Tom Brady, New England                  | 132   |
| 2.   | Drew Brees, New Orleans                 | 124   |
| 3.   | Aaron Rodgers, Green Bay                | 117   |
| 4.   | Philip Rivers, San Diego Chargers       | 103   |
| 5.   | Ben Roethlisberger, Pittsburgh Steelers | 102   |
| 6.   | Matt Ryan, Atlanta Falcons              | 93    |
| 7.   | Brett Favre, Green Bay                  | 91    |
| 8.   | Russell Wilson, Seattle Seahawks        | 83    |
| 9.   | Peyton Manning, Indianapolis Colts      | 82    |
| 10.  | Dan Marino, Miami Dolphins              | 72    |

**BIG BEN, BIG GAMES IN THE POSTSEASON**

- QB **Ben Roethlisberger** threw for 300 or more yards in six postseason games, which is the most in franchise history and tied for fifth-most in NFL history.

**MOST 300-YARD PASS GAMES IN NFL POSTSEASON HISTORY**

| RANK | PLAYER                            | GAMES |
|------|-----------------------------------|-------|
| 1.   | Tom Brady                         | 18    |
| 2.   | Peyton Manning                    | 9     |
| 3.   | Aaron Rodgers                     | 8     |
|      | Drew Brees                        | 8     |
| 5.   | Ben Roethlisberger                | 6     |
|      | Kurt Warner                       | 6     |
|      | Joe Montana                       | 6     |
| 8.   | Dan Fouts                         | 5     |
| 9.   | Seven different players tied with | 4     |

- Roethlisberger registered 11 multi-TD pass games in his postseason career, which is the most in franchise history and sixth-most in NFL history.

**MOST MULTI-TD PASS GAMES IN NFL POSTSEASON HISTORY**

| RANK | PLAYER             | GAMES |
|------|--------------------|-------|
| 1.   | Tom Brady          | 28    |
| 2.   | Aaron Rodgers      | 16    |
| 3.   | Brett Favre        | 15    |
| 4.   | Joe Montana        | 14    |
| 5.   | Drew Brees         | 13    |
| 6.   | Ben Roethlisberger | 11    |
| 7.   | Terry Bradshaw     | 10    |
|      | Peyton Manning     | 10    |
|      | Dan Marino         | 10    |
| 10.  | Joe Flacco         | 9     |
|      | Kurt Warner        | 9     |

**BIG BEN ON THIRD DOWN**

- In his 249 career games, QB **Ben Roethlisberger** was the one of the best passers in the NFL at moving the chains on third down. He completed 1,435 passes on 2,317 attempts (61.9 pct.) for 18,032 yards and 135 TDs with 70 interceptions (93.0 passer rating).
- Roethlisberger ranks third in NFL history in passing first downs on third down (1,049), third in third-down completions, third in third-down pass yards, third in third-down attempts and sixth in third-down TD passes.
- Roethlisberger also ranks fourth in pass yards/attempt (7.78, min. 5,000 pass attempts) and fifth in passer rating (93.0, min. 5,000 pass attempts).
- Roethlisberger had 141 passing first downs on third down over the past two seasons, which is the second-most in the NFL.

**THIRD DOWN PASSING FIRST DOWNS SINCE 2020**

| RANK | PLAYER             | PASSING FIRST DOWNS |
|------|--------------------|---------------------|
| 1.   | Justin Herbert     | 152                 |
| 2.   | Ben Roethlisberger | 141                 |
| 3.   | Patrick Mahomes    | 140                 |
| 4.   | Tom Brady          | 137                 |
| 5.   | Matt Ryan          | 136                 |

**BIG BEN IN THE FOURTH QUARTER, OVERTIME**

- In his 249 career games, QB **Ben Roethlisberger** was the one of the best passers in the NFL in the fourth quarter and overtime. He completed 1,421 passes on 2,196 attempts (64.7 pct.) for 16,860 yards and 120 TDs with 62 interceptions (94.4 passer rating).

| CATEGORY        | STAT   | NFL RANK (LEADER)          |
|-----------------|--------|----------------------------|
| Completions     | 1,421  | 3rd (Drew Brees, 1,812)    |
| Attempts        | 2,196  | 4th (Drew Brees, 2,782)    |
| Completion Pct. | 64.7   | 3rd (Drew Brees, 65.1)     |
| Yards           | 16,860 | 3rd (Drew Brees, 20,687)   |
| Yards/Attempt   | 7.68   | 2nd (Aaron Rodgers, 7.86)  |
| TDs             | 120    | 3rd (Tom Brady, 148)       |
| Passer Rating   | 94.4   | 3rd (Aaron Rodgers, 102.1) |

\*min. 5,000 pass attempts



THE 5,000 AND 60,000 CLUB

- QB **Ben Roethlisberger** became the seventh quarterback in NFL history – first in team history – to reach 60,000 career passing yards in regular-season games.
- Roethlisberger accomplished the feat in Week 15 of 2020 at Cincinnati.
- Roethlisberger also became the sixth quarterback in NFL history to complete at least 5,000 pass attempts (also in the Cincinnati game).
- Roethlisberger, Peyton Manning and Tom Brady are the only quarterbacks in NFL history that have thrown for 60,000 yards and won at least two Super Bowls.

BEN GOING OVER 90

- QB **Ben Roethlisberger** threw his fourth career TD of 94+ yards in Week 12 at Denver in 2018, becoming the first quarterback in NFL history with four TD passes of 94+ yards and the only in NFL history with four TD throws of 90+ yards.
- Roethlisberger's 97-yard connections, (Oct. 29, 2017 at Detroit and Nov. 25, 2018 at Denver) with WR **JuJu Smith-Schuster** are the longest passing plays in franchise history and tie as the longest offensive play in franchise record books.

135 IN FIRST 200

- QB **Ben Roethlisberger** earned 135 regular-season wins in his first 200 career starts, which is the third-most wins by a quarterback in NFL history in their first 200 starts.

MOST REGULAR-SEASON WINS AS A STARTING QB IN FIRST 200 STARTS

| RANK | PLAYER             | WINS |
|------|--------------------|------|
| 1.   | Tom Brady          | 155  |
| 2.   | Peyton Manning     | 136  |
| 3.   | Ben Roethlisberger | 135  |
| 4.   | Brett Favre        | 132  |
| 5.   | Dan Marino         | 125  |

TOP OF THE STEELERS CHARTS

- QB **Ben Roethlisberger** holds nearly every passing record in Pittsburgh Steelers franchise history.
- Roethlisberger's 64,088 passing yards, 418 passing TDs and 5,440 completions are tops in the team's record books.

STEELERS ALL-TIME PASSING YARDAGE LEADERS

| RANK | PLAYER. YEARS               | CMP-ATT     | YDS    |
|------|-----------------------------|-------------|--------|
| 1.   | Ben Roethlisberger, 2004-21 | 5,440-8,443 | 64,088 |
| 2.   | Terry Bradshaw, 1970-83     | 2,025-3,901 | 27,989 |
| 3.   | Kordell Stewart, 1995-2002  | 1,190-2,107 | 13,328 |

STEELERS ALL-TIME PASSING TDS LEADERS

| RANK | PLAYER. YEARS               | GP  | TDS |
|------|-----------------------------|-----|-----|
| 1.   | Ben Roethlisberger, 2004-21 | 249 | 418 |
| 2.   | Terry Bradshaw, 1970-83     | 168 | 212 |
| 3.   | Kordell Stewart, 1995-2002  | 113 | 70  |

STEELERS ALL-TIME PASS COMPLETIONS LEADERS

| RANK | PLAYER. YEARS               | GP  | CMP   |
|------|-----------------------------|-----|-------|
| 1.   | Ben Roethlisberger, 2004-21 | 249 | 5,440 |
| 2.   | Terry Bradshaw, 1970-83     | 168 | 2,025 |
| 3.   | Kordell Stewart, 1995-2002  | 113 | 1,190 |

BEN'S CAREER GAME

- QB **Ben Roethlisberger** set single-game Steelers franchise records in a 51-34 win over Indianapolis in Week 8 of 2014 with 40 pass completions, 522 passing yards and six passing TDs.
- Roethlisberger's 522 passing yards is tied for the fifth-most in an NFL game.

MOST SINGLE-GAME PASSING YARDS IN NFL HISTORY

| RANK | PLAYER                                     | YDS |
|------|--|-----|
| 1.   | Norm Van Brocklin, L.A. Rams, 9/28/1951    | 554 |
| 2.   | Matt Schaub, Atlanta, 11/18/2012           | 527 |
| 3.   | Warren Moon, Houston Oilers, 12/16/1990    | 527 |
| 4.   | Joe Burrow, Cincinnati, 12/26/2021         | 525 |
| 5.   | Ben Roethlisberger, Pittsburgh, 10/26/2014 | 522 |
|      | Boomer Esiason, Cincinnati, 11/10/1996     | 522 |

15 IN FIRST 15

- QB **Ben Roethlisberger** threw three TDs in Week 11 of 2017 vs. Tennessee to increase his season total to 16, which broke a tie with Peyton Manning to set the longest streak of 15 TD campaigns to start an NFL career.
- In Week 9 of 2018, Roethlisberger threw a scoring pass to WR Antonio Brown, giving him 15 TD passes on the season. It marked the 15th consecutive year to open his NFL career with at least 15 TD passes.

MOST CONSECUTIVE SEASONS WITH 15+ TD PASSES TO OPEN NFL CAREER

| RANK | PLAYER. YEARS               | SEASONS |
|------|-----------------------------|---------|
| 1.   | Ben Roethlisberger, 2004-18 | 15      |
| 2.   | Peyton Manning, 1998-2010   | 13      |
| 3.   | Jim Kelly, 1986-95          | 10      |
| 4.   | Dan Marino, 1983-92         | 10      |
| 5.   | Fran Tarkenton, 1961-70     | 10      |

NAJEE HARRIS (ING) OPPOSING DEFENSES

- RB **Najee Harris** led NFL rookie running backs in 2021 in carries (307), rushing yards (1,200), rushing TDs (seven), total TDs (10), first downs by rush (62), touches (381), targets (94), receptions (74), receiving yards (467), total first downs gained (84) and yards from scrimmage (1,667).
- Harris led the NFL in touches (381), and did not fumble. No player in the League has as many touches without a fumble in 2021.

MOST TOUCHES BY RUNNING BACK WITHOUT A FUMBLE IN 2021

| RANK | PLAYER          | TOUCHES |
|------|-----------------|---------|
| 1.   | Najee Harris    | 381     |
| 2.   | Alvin Kamara    | 287     |
| 3.   | Eli Mitchell    | 226     |
| 4.   | Darrel Williams | 191     |
| 5.   | Devontae Booker | 185     |

- Harris' 381 touches is the most by a running back without a fumble since at least 2000.

#### MOST TOUCHES BY RUNNING BACK WITHOUT A FUMBLE SINCE 2000

| RANK | PLAYER. YEAR              | TOUCHES |
|------|---------------------------|---------|
| 1.   | Najee Harris, 2021        | 381     |
| 2.   | LaDainian Tomlinson, 2007 | 375     |
| 3.   | Le'Veon Bell, 2014        | 373     |
| 4.   | Ray Rice, 2010            | 370     |
| 5.   | Saquon Barkley, 2018      | 352     |
| 6.   | Marshall Faulk, 2000      | 334     |
| 7.   | Joe Mixon, 2019           | 313     |
| 8.   | Curtis Martin, 2002       | 310     |
| 9.   | Joseph Addai, 2007        | 302     |
| 10.  | Anthony Thomas, 2001      | 300     |

- Harris' 381 touches are the most by a rookie running back since Edgerrin James had 431 in 1999 and sixth-most in League history.

#### MOST SINGLE-SEASON TOUCHES BY ROOKIE RUNNING BACK SINCE 1979 AFL-NFL MERGER

| RANK | PLAYER. YEAR              | TOUCHES |
|------|---------------------------|---------|
| 1.   | Eric Dickerson, 1983      | 441     |
| 2.   | Edgerrin James, 1999      | 431     |
| 3.   | Curtis Martin, 1995       | 398     |
|      | LaDainian Tomlinson, 2001 | 398     |
| 5.   | George Rogers, 1981       | 394     |
| 6.   | Najee Harris, 2021        | 381     |
| 7.   | Matt Forte, 2008          | 379     |
| 8.   | Curt Warner, 1983         | 377     |
| 9.   | Ottis Anderson, 1979      | 372     |
| 10.  | Doug Martin, 2012         | 368     |

- Harris ranked among the top five running backs in carries (second), rushing yards (fourth), first downs by rush (third), touches (first), targets (t-first), receptions (first), receiving yards (third), total first downs gained (t-second) and yards from scrimmage (second).
- His 1,200 rushing yards are the most by a rookie running back in franchise history.
- Harris registered the 25th 1,000-yard rushing season in franchise history.
- Harris is the first rookie since Le'Veon Bell in 2017 and second rookie in franchise history to rush for 1,000 yards in a season.
- Harris is the eighth running back in franchise history to rush for 1,000 yards in a season.
- Harris is the 66th rookie in NFL history to rush for 1,000 yards in a season.

#### MOST RUSHING YARDS BY ROOKIE RUNNING BACK IN FRANCHISE HISTORY

| RANK | PLAYER              | YDS   |
|------|---------------------|-------|
| 1.   | Najee Harris, 2021  | 1,200 |
| 2.   | Franco Harris, 1972 | 1,055 |
| 3.   | Le'Veon Bell, 2013  | 860   |
| 4.   | Bam Morris, 1994    | 836   |
| 5.   | Tim Worley, 1989    | 770   |

- His 1,667 yards from scrimmage are the most by a rookie running in franchise history.

#### MOST YARDS FROM SCRIMMAGE BY ROOKIE RUNNING BACK IN FRANCHISE HISTORY

| RANK | PLAYER              | YDS   |
|------|---------------------|-------|
| 1.   | Najee Harris, 2021  | 1,667 |
| 2.   | Le'Veon Bell, 2013  | 1,259 |
| 3.   | Franco Harris, 1972 | 1,235 |
| 4.   | Bam Morris, 1994    | 1,040 |
| 5.   | Tim Worley, 1989    | 883   |

- His 1,667 yards from scrimmage are the ninth-most in franchise history.

#### MOST YARDS FROM SCRIMMAGE IN FRANCHISE HISTORY

| RANK | PLAYER              | YDS   |
|------|---------------------|-------|
| 1.   | Le'Veon Bell, 2014  | 2,215 |
| 2.   | Barry Foster, 1992  | 2,034 |
| 3.   | Le'Veon Bell, 2017  | 1,946 |
| 4.   | Le'Veon Bell, 2016  | 1,884 |
| 5.   | Antonio Brown, 2015 | 1,862 |
| 6.   | Jerome Bettis, 1997 | 1,775 |
| 7.   | Willie Parker, 2006 | 1,716 |
| 8.   | Antonio Brown, 2014 | 1,711 |
| 9.   | Najee Harris, 2021  | 1,667 |
| 10.  | Jerome Bettis, 1996 | 1,563 |

- His 74 receptions are the most by a rookie running back in franchise history.

#### MOST RECEPTIONS BY ROOKIE RUNNING BACK IN FRANCHISE HISTORY

| RANK | PLAYER               | REC. |
|------|----------------------|------|
| 1.   | Najee Harris, 2021   | 74   |
| 2.   | Le'Veon Bell, 2013   | 45   |
| 3.   | Rich Erenberg, 1984  | 38   |
| 4.   | Jaylen Samuels, 2018 | 26   |
| 5.   | Bam Morris, 1994     | 22   |

- His 74 receptions are the most by a rookie in franchise history.

#### MOST RECEPTIONS BY ROOKIE IN FRANCHISE HISTORY

| RANK | PLAYER                | REC. |
|------|-----------------------|------|
| 1.   | Najee Harris, 2021    | 74   |
| 2.   | Chase Claypool, 2020  | 62   |
| 3.   | Troy Edwards, 1999    | 61   |
| 4.   | Pat Freiermuth, 2021  | 60   |
| 5.   | Diontae Johnson, 2019 | 59   |

- His 74 receptions are the seventh-most by a rookie running back in NFL history.

MOST RECEPTIONS BY ROOKIE RUNNING BACK IN NFL HISTORY

| RANK | PLAYER  | REC. |
|------|---|------|
| 1.   | Saquon Barkley, N.Y. Giants (2018)            | 91   |
| 2.   | Reggie Bush, New Orleans Saints (2006)        | 88   |
| 3.   | Earl Cooper, San Francisco 49ers (1980)       | 83   |
| 4.   | Alvin Kamara, New Orleans Saints (2017)       | 81   |
| 5.   | Christian McCaffrey, Carolina Panthers (2017) | 80   |
| 6.   | Terry Kirby, Miami Dolphins (1993)            | 75   |
| 7.   | Najee Harris, Pittsburgh Steelers (2021)      | 74   |
| 8.   | Mike Alstott, Tampa Bay Buccaneers            | 65   |
| 9.   | Nyheim Hines, Indianapolis Colts (2018)       | 63   |
|      | Matt Forte, Chicago Bears (2008)              | 63   |

- His 467 receiving yards are the most by a rookie running back in franchise history.

MOST RECEIVING YARDS BY ROOKIE RUNNING IN FRANCHISE HISTORY

| RANK | PLAYER               | REC. YDS |
|------|----------------------|----------|
| 1.   | Najee Harris, 2021   | 467      |
| 2.   | Le'Veon Bell, 2013   | 399      |
| 3.   | Rich Erenberg, 1984  | 358      |
| 4.   | Bam Morris, 1994     | 204      |
| 5.   | Jaylen Samuels, 2018 | 199      |

- His three receiving TDs are tied for the most by a rookie running back in franchise history.

MOST RECEIVING TDS BY ROOKIE RUNNING IN FRANCHISE HISTORY

| RANK | PLAYER                  | REC. TDS |
|------|-------------------------|----------|
| 1.   | Najee Harris, 2021      | 3        |
| 2.   | Jaylen Samuels, 2018    | 3        |
| 3.   | Eight players tied with | 1        |

- Harris rushed for a career-high 188 yards on 28 carries, including a 37-yard TD run with 0:51 remaining in the fourth quarter that extended the Steelers lead, 26-14, in Week 17 vs. Cleveland.
- His 188 yards rushing are the most for a rookie this season in the NFL and most by a Steelers rookie in franchise history.
- His 188 yards rushing are the eighth-most in franchise history and most by a Steelers running back since Le'Veon Bell rushed for a franchise-record 236 yards on Dec. 11, 2016, at Buffalo.

MOST RUSH YARDS IN SINGLE-GAME FRANCHISE HISTORY

| RANK | PLAYER (DATE, OPP.)                            | YARDS |
|------|--|-------|
| 1.   | Le'Veon Bell (12/11/16 at Buffalo)             | 236   |
| 2.   | Willie Parker (12/7/06 vs. Cleveland)          | 223   |
| 3.   | John Fuqua (12/20/70 at Philadelphia)          | 218   |
| 4.   | Willie Parker (11/12/06 vs. New Orleans)       | 213   |
| 5.   | Le'Veon Bell (11/17/14 at Tennessee)           | 204   |
| 6.   | John Henry Johnson (10/10/64 at Cleveland)     | 200   |
| 7.   | Barry Foster (9/13/92 vs. N.Y. Jets)           | 190   |
| 8.   | Najee Harris (1/3/22 vs. Cleveland)            | 188   |
| 9.   | Le'Veon Bell (12/7/14 at Cincinnati)           | 185   |
| 10.  | John Henry Johnson (12/11/60 vs. Philadelphia) | 182   |

- Harris registered three 100-yard rushing games and 100-yard receiving game in 2021.
- Harris was the first NFL rookie running back to register three or more 100-yard rushing games, and a 100-yard receiving game, in the same season since Washington's Roy Helu Jr. in 2011.
- Harris was the first rookie running back in franchise history and eighth in NFL history to register three or more 100-yard rushing games, and a 100-yard receiving game, in the same season since 1949.
- Harris joined Helu Jr., Tampa Bay's Warrick Dunn (1997), Indianapolis' Marshall Faulk (1994), Dallas' Emmitt Smith (1990), Kansas City's Joe Delaney (1981), San Diego Chargers' Don Woods (1974) and Chicago's Gale Sayers (1965).

THREE OR MORE 100-YARD RUSHING GAMES AND 100-YARD RECEIVING GAME IN ROOKIE SEASON BY RUNNING BACK SINCE 1949

| PLAYER              | 100-YD RUSH | 100-YD REC. | YEAR |
|---------------------|-------------|-------------|------|
| Najee Harris, PIT   | 3           | 1           | 2021 |
| Roy Helu Jr., WFT   | 3           | 1           | 2011 |
| Warrick Dunn, TB    | 5           | 1           | 1997 |
| Marshall Faulk, IND | 4           | 1           | 1994 |
| Emmitt Smith, DAL   | 3           | 1           | 1990 |
| Joe Delaney, KC     | 5           | 1           | 1981 |
| Don Woods, SD       | 7           | 1           | 1974 |
| Gale Sayers, CHI    | 3           | 1           | 1965 |

- Harris rushed for 105 yards on 26 carries and added four catches for 28 yards vs. Detroit in Week 10.
- Harris rushed 23 times for 122 yards (5.3 yards/rush) and one TD vs. Denver in Week 5. His 122 yards rushing were the most by a Steeler since James Conner vs. Miami in Week 8 of 2019 (145).
- Harris was the second rookie in franchise history to register three or more 100-yard rushing games in a season and first since Franco Harris had a franchise-record seven in 1972.

MOST 100-YD RUSHING GAMES BY ROOKIE RUNNING BACK IN FRANCHISE HISTORY

| RANK | PLAYER. YEAR           | GAMES |
|------|------------------------|-------|
| 1.   | Franco Harris, 1972    | 7     |
| 2.   | Najee Harris, 2021     | 3     |
| 3.   | Bam Morris, 1994       | 2     |
|      | Tim Worley, 1989       | 2     |
| 5.   | Five players tied with | 1     |

- Harris' seven rushing TDs were tied for the third-most by a rookie running back in franchise history.

MOST RUSH TDS BY ROOKIE RUNNING BACK IN FRANCHISE HISTORY

| RANK | PLAYER. YEAR        | TDS |
|------|---------------------|-----|
| 1.   | Franco Harris, 1972 | 10  |
| 2.   | Le'Veon Bell, 2013  | 8   |
| 3.   | Najee Harris, 2021  | 7   |
|      | Bam Morris, 1994    | 7   |
| 5.   | Tim Worley, 1989    | 5   |

- His 10 scrimmage TDs were the second-most by a rookie running back in franchise history.

#### MOST SCRIMMAGE TDS BY ROOKIE RUNNING BACK IN FRANCHISE HISTORY

| RANK | PLAYER, YEAR        | TDS |
|------|---------------------|-----|
| 1.   | Franco Harris, 1972 | 11  |
| 2.   | Najee Harris, 2021  | 10  |
| 3.   | Le'Veon Bell, 2013  | 8   |
| 4.   | Bam Morris, 1994    | 7   |
| 5.   | Tim Worley, 1989    | 5   |

- Harris' 10 scrimmage TDs were tied for the third-most by a rookie in franchise history.

#### MOST SCRIMMAGE TDS BY ROOKIE IN FRANCHISE HISTORY

| RANK | PLAYER, YEAR          | TDS |
|------|-----------------------|-----|
| 1.   | Chase Claypool, 2020  | 11  |
|      | Franco Harris, 1972   | 11  |
| 3.   | Najee Harris, 2021    | 10  |
|      | Louis Lipps, 1984     | 10  |
| 5.   | Le'Veon Bell, 2013    | 8   |
|      | Martavis Bryant, 2014 | 8   |

- Harris registered the first 100-yard rushing game for a Steeler since James Conner had 101 yards vs. Cleveland in Week 6 of 2020.
- Harris caught 14 passes for 102 yards and rushed for 40 yards on 14 carries vs. Cincinnati in Week 3.
- His 14 receptions are the most in franchise history by a running back and tied for the third-most in Steelers history by any player.

#### MOST RECEPTIONS BY RUNNING BACK IN SINGLE-GAME FRANCHISE HISTORY

| RANK | PLAYER                                     | REC. |
|------|--|------|
| 1.   | Najee Harris vs. Cincinnati, 9/26/2021     | 14   |
| 2.   | Jaylen Samuels vs. Indianapolis, 11/3/2019 | 13   |
| 3.   | Le'Veon Bell vs. Green Bay, 11/26/2017     | 12   |
| 4.   | Franco Harris vs. Cincinnati, 9/19/1982    | 11   |
| 5.   | Le'Veon Bell vs. New England, 10/23/2016   | 10   |
|      | Le'Veon Bell vs. Jacksonville, 10/8/2017   | 10   |

#### MOST RECEPTIONS IN SINGLE-GAME FRANCHISE HISTORY

| RANK | PLAYER                                    | REC. |
|------|---|------|
| 1.   | Antonio Brown vs. Oakland, 11/8/2015      | 17   |
| 2.   | Antonio Brown vs. Denver, 12/20/2015      | 16   |
| 3.   | Najee Harris vs. Cincinnati, 9/26/2021    | 14   |
|      | Antonio Brown vs. Dallas, 11/13/2016      | 14   |
|      | Antonio Brown at New Orleans, 12/23/2018  | 14   |
|      | Courtney Hawkins vs. Tennessee, 11/1/1998 | 14   |

- His 14 receptions are tied for the seventh-most in League history by a running back.

#### MOST RECEPTIONS IN SINGLE-GAME NFL HISTORY

| RANK | PLAYER  | REC. |
|------|---|------|
| 1.   | Clark Gaines vs. San Francisco, 9/21/1980       | 17   |
| 2.   | William Andrews vs. Pittsburgh, 11/15/1981      | 15   |
|      | Austin Ekeler vs. Denver, 10/6/2019             | 15   |
|      | Alvin Kamara at Atlanta, 9/23/2018              | 15   |
|      | Christian McCaffrey at Indianapolis, 12/22/2019 | 15   |
|      | Ricky Young vs. New England, 12/16/1979         | 15   |
| t-7. | Najee Harris vs. Cincinnati, 9/26/2021          | 14   |

- Harris' 14 catches are tied with Saquon Barkley (September 16, 2018) and Roy Helu (November 6, 2011) for the most receptions by a rookie running back in single-game NFL history.

#### MOST RECEPTIONS BY ROOKIE RUNNING BACK IN SINGLE-GAME NFL HISTORY

| RANK | PLAYER                                      | REC. |
|------|---|------|
| 1.   | Najee Harris vs. Cincinnati, 9/26/2021      | 14   |
|      | Saquon Barkley at Dallas, 9/16/2018         | 14   |
|      | Roy Helu vs. San Francisco, 9/26/2011       | 14   |
| 4.   | LaDainian Tomlinson vs. Arizona, 11/25/2001 | 13   |
| 5.   | Four players tied with                      | 12   |

- Harris registered the sixth 100-yard receiving game by a running back in franchise history. It marked the first 100-yard receiving game by a running back since Le'Veon Bell vs. Cincinnati on Dec. 4, 2017.
- Harris is the fourth running back in franchise history to post a 100-yard receiving game.

#### MOST RECEIVING YARDS BY RUNNING BACK IN SINGLE-GAME FRANCHISE HISTORY

| RANK | PLAYER                                   | YDS |
|------|--|-----|
| 1.   | Le'Veon Bell vs. New Orleans, 11/30/2014 | 159 |
| 2.   | French Fuqua vs. Cleveland, 11/29/1970   | 116 |
| 3.   | Le'Veon Bell at Cincinnati, 12/4/2017    | 106 |
| 4.   | Isaac Redman at Tennessee, 10/11/2012    | 105 |
| 5.   | Najee Harris vs. Cincinnati, 9/26/2021   | 102 |

#### FEIERMUTH, FLYING HIGH

- TE **Pat Freiermuth** led NFL rookie tight ends in 2021 in TD receptions (seven), and ranked second in targets (79), receptions (60), receiving yards (497), yards after the catch (247) and first downs gained (34).
- His seven TD receptions nearly exceeded the rest of the entire rookie TE class (nine).
- His seven TD receptions are tied for the most by a rookie tight end in franchise history.

#### MOST TD RECEPTIONS BY ROOKIE TE IN FRANCHISE HISTORY

| RANK | PLAYER               | TDS |
|------|----------------------|-----|
| 1.   | Pat Freiermuth, 2021 | 7   |
|      | Eric Green, 1990     | 7   |
| 3.   | Heath Miller, 2005   | 6   |
| 4.   | Dennis Hughes, 1970  | 3   |
|      | Matt Spaeth, 2007    | 3   |
|      | Mark Bruener, 1995   | 3   |

- His seven TD receptions are tied for the fourth-most by a rookie tight end in NFL history.
- His 497 receiving yards are the most by a rookie tight end in franchise history.

**MOST TD RECEPTIONS BY ROOKIE TE IN NFL HISTORY**

| RANK | PLAYER                             | TDS |
|------|------------------------------------|-----|
| 1.   | Rob Gronkowski, New England (2010) | 10  |
| 2.   | Junior Miller, Atlanta (1980)      | 9   |
| 3.   | Hunter Henry, San Diego (2016)     | 8   |
| 4.   | Pat Freiermuth, Pittsburgh (2021)  | 7   |
|      | Heath Miller, Pittsburgh (2005)    | 7   |
|      | Joseph Fauria, Detroit (2013)      | 7   |
|      | Raymond Chester, Oakland (1970)    | 7   |

- His 60 receptions are the most by a rookie tight end in franchise history.

**MOST RECEPTIONS BY ROOKIE TE IN FRANCHISE HISTORY**

| RANK | PLAYER               | REC. |
|------|----------------------|------|
| 1.   | Pat Freiermuth, 2021 | 60   |
| 2.   | Heath Miller, 2005   | 39   |
| 3.   | Eric Green, 1990     | 34   |
| 4.   | Marc Bruener, 1995   | 26   |
| 5.   | Dennis Hughes, 1970  | 24   |

- His 60 receptions are the fourth-most by a rookie in franchise history.

**MOST RECEPTIONS BY ROOKIE IN FRANCHISE HISTORY**

| RANK | PLAYER                | REC. |
|------|-----------------------|------|
| 1.   | Najee Harris, 2021    | 74   |
| 2.   | Chase Claypool, 2020  | 62   |
| 3.   | Troy Edwards, 1999    | 61   |
| 4.   | Pat Freiermuth, 2021  | 60   |
| 5.   | Diontae Johnson, 2019 | 59   |

- Freiermuth is the fourth rookie in franchise history with 60 or more receptions in a season.
- Freiermuth is the fifth rookie tight end in NFL history with 60 or more receptions in a season.
- His 60 receptions are the fifth-most by a rookie tight end in NFL history.

**MOST RECEPTIONS BY ROOKIE TE IN NFL HISTORY**

| RANK | PLAYER                               | REC. |
|------|--------------------------------------|------|
| 1.   | Keith Jackson, Philadelphia (1988)   | 81   |
| 2.   | Jeremy Shockey, N.Y. Giants (2002)   | 74   |
| 3.   | Kyle Pitts, Atlanta (2021)           | 68   |
| 4.   | Evan Engram, N.Y. Giants (2017)      | 64   |
| 5.   | Pat Freiermuth, Pittsburgh (2021)    | 60   |
| 6.   | Charle Young, Philadelphia (1973)    | 55   |
|      | John Carlson, Seattle (2008)         | 55   |
| 8.   | Timothy Wright, Tampa Bay (2013)     | 54   |
|      | Cameron Cleeland, New Orleans (1998) | 54   |
| 10.  | Jermain Gresham, Cincinnati (2010)   | 52   |

**MOST RECEIVING YARDS BY ROOKIE TE IN FRANCHISE HISTORY**

| RANK | PLAYER. YEAR         | YDS. |
|------|----------------------|------|
| 1.   | Pat Freiermuth, 2021 | 497  |
| 2.   | Heith Miller, 2005   | 459  |
| 3.   | Eric Green, 1990     | 387  |
| 4.   | Dennis Hughes, 1970  | 332  |
| 5.   | John McMakin, 1972   | 277  |

- Freiermuth caught a 15-yard TD pass from QB **Ben Roethlisberger** with 4:14 remaining in the fourth quarter that cut the Steelers' deficit to 36-26 in Week 14 at Minnesota.
- Freiermuth caught five passes for 43 yards, including a pair of TD receptions, in the Week 9 victory over Chicago.
- Freiermuth is the eighth tight end in the League with two TD catches in a game since 2011.
- Freiermuth is the first Steelers rookie tight end with two TD catches in a game since Heath Miller vs. Baltimore in Week 8 of 2005.
- Freiermuth is the fifth Steelers rookie TE with two or more TD catches in a game.

**MOST TD RECEPTIONS BY ROOKIE TE IN SINGLE-GAME FRANCHISE HISTORY**

| RANK | PLAYER                                       | TDS |
|------|--|-----|
| 1.   | Eric Green at Denver, 10/14/1990             | 3   |
| 2.   | Pat Freiermuth vs. Chicago, 11/8/2021        | 2   |
|      | Dennis Hughes vs. Cincinnati, 11/2/1970      | 2   |
|      | Eric Green vs. San Diego Chargers, 10/7/1990 | 2   |
|      | Heath Miller vs. Baltimore, 10/31/2005       | 2   |

**JOHNSON LEADS WIDE RECEIVER CORP**

- WR **Diontae Johnson** led the Steelers in 2021 in targets (169), receptions (107), receiving yards (1,161), yards after the catch (527), TD receptions (eight) and first downs by reception (59).
- Johnson ranked among the top-10 wideouts in the NFL in targets (t-second), receptions (t-fifth), receiving yards (10th) and yards after the catch (eighth).

| CATEGORY              | STAT  | NFL RANK (LEADER)         |
|-----------------------|-------|---------------------------|
| Targets               | 169   | t-2nd (Cooper Kupp, 191)  |
| Receptions            | 107   | t-5th (Cooper Kupp, 145)  |
| Yards after the catch | 527   | 8th (Cooper Kupp, 846)    |
| Receiving Yards       | 1,161 | 10th (Cooper Kupp, 1,947) |

- Johnson registered the ninth 100-reception season in franchise history.
- Johnson is the fourth wide receiver in franchise history with 100 receptions in a season.

- Johnson's 107 receptions are the sixth-most in single-season franchise history.

#### MOST RECEPTIONS IN SINGLE-SEASON IN FRANCHISE HISTORY

| RANK | PLAYER, YEAR              | REC. |
|------|---------------------------|------|
| 1.   | Antonio Brown, 2015       | 136  |
| 2.   | Antonio Brown, 2014       | 129  |
| 3.   | Hines Ward, 2002          | 112  |
| 4.   | JuJu Smith-Schuster, 2018 | 111  |
| 5.   | Diontae Johnson, 2021     | 107  |
| 6.   | Antonio Brown, 2013       | 110  |
| 7.   | Antonio Brown, 2016       | 106  |
| 8.   | Antonio Brown, 2018       | 104  |
| 9.   | Antonio Brown, 2017       | 101  |
| 10.  | JuJu Smith-Schuster, 2020 | 97   |

- Johnson registered his first career 1,000-yard receiving season in 2021. He recorded the 31st 1,000-yard receiving season in franchise history. Johnson is the 13th player in franchise history to register a 1,000-yard receiving season.
- Johnson caught eight passes for 105 yards and two TDs in the Week 13 victory over Baltimore. He hauled in a 29-yard TD pass with 14:08 remaining in the fourth quarter that cut the Steelers' deficit to 10-9. Johnson then added a five-yard TD pass with 1:48 remaining in the fourth quarter that gave the Steelers a 20-13 lead.
- Johnson was the fourth Steelers' wideout with multiple TD grabs in the fourth quarter of a game in franchise history and first since Antonio Brown in Week 13 of 2014 vs. New Orleans.

#### MOST FOURTH-QUARTER TD RECEPTIONS IN SINGLE-GAME FRANCHISE HISTORY

| RANK | PLAYER                                    | TDs |
|------|---|-----|
| 1.   | Diontae Johnson vs. Baltimore, 12/5/2021  | 2   |
|      | Vance McDonald vs. Seattle, 9/15/2019     | 2   |
|      | Antonio Brown vs. New Orleans, 11/30/2014 | 2   |
|      | Mike Wallace vs. New England, 11/14/2010  | 2   |

- Johnson registered 75+ yards receiving in eight games in 2021, which was tied for the fifth-most in the NFL.

#### MOST 75+ YARD RECEIVING GAMES IN 2021

| RANK | PLAYER                               | GAMES |
|------|--------------------------------------|-------|
| 1.   | Cooper Kupp, L.A. Rams               | 16    |
| 2.   | Davante Adams, Green Bay Packers     | 11    |
|      | Justin Jefferson, Minnesota Vikings  | 11    |
| 4.   | Keenan Allen, L.A. Chargers          | 9     |
| 5.   | Diontae Johnson, Pittsburgh Steelers | 8     |
|      | Tyreek Hill, Kansas City Chiefs      | 8     |
|      | Ja'Marr Chase, Cincinnati Bengals    | 8     |
|      | Mike Evans, Tampa Bay Buccaneers     | 8     |
|      | Deebo Samuel, San Francisco 49ers    | 8     |

- Johnson has recorded five or more catches in 12 straight games, which is the second-longest active streak in the NFL.

#### LONGEST ACTIVE NFL STREAK WITH 5+ RECEPTIONS

| RANK | PLAYER                               | GAMES |
|------|--------------------------------------|-------|
| 1.   | Cooper Kupp, L.A. Rams               | 21    |
| 2.   | Diontae Johnson, Pittsburgh Steelers | 12    |
| 3.   | Davante Adams, Green Bay Packers     | 10    |
| 4.   | Amon-Ra St. Brown, Detroit Lions     | 6     |
| 5.   | Mark Andrews, Baltimore Ravens       | 5     |
|      | Zay Jones, Las Vegas Raiders         | 5     |
|      | Zach Ertz, Arizona Cardinals         | 5     |

- Johnson has recorded five or more catches in 12 straight games, which is the third-longest streak in franchise history.

#### LONGEST STREAK WITH 5+ RECEPTIONS IN FRANCHISE HISTORY

| RANK | PLAYER                 | GAMES |
|------|------------------------|-------|
| 1.   | Antonio Brown, 2013-15 | 36    |
| 2.   | Antonio Brown, 2018    | 13    |
| 3.   | Diontae Johnson, 2021  | 12    |
| 4.   | Antonio Brown, 2015-16 | 11    |
| 5.   | Hines Ward, 2002       | 8     |

BLITZBURGH

- Pittsburgh led the NFL with 55.0 sacks in 2021. The Steelers have led the League in sacks in each of the previous five seasons (2017-21). The Steelers are the first team in NFL history to lead the NFL in sacks in four straight seasons, let alone five.
- The Steelers either lead the NFL or tied for the League lead in sacks dating back to the start of every season since 1988.

MOST SACKS DATING BACK TO START OF EVERY SEASON SINCE 1988

| YEAR  | SACKS | NFL RANK | SECOND IN NFL       |
|-------|-------|----------|---------------------|
| 2021  | 55    | 1st      | Minnesota, 51       |
| 2020- | 111   | 1st      | L.A. Rams, 103      |
| 2019- | 165   | 1st      | L.A. Rams, 153      |
| 2018- | 217   | 1st      | L.A. Rams, 194      |
| 2017- | 273   | 1st      | L.A. Rams, 242      |
| 2016- | 311   | 1st      | L.A. Rams, 273      |
| 2015- | 359   | 1st      | L.A. Rams, 314      |
| 2014- | 392   | 1st      | L.A. Rams, 354      |
| 2013- | 426   | 1st      | L.A. Rams, 407      |
| 2012- | 463   | 1st      | L.A. Rams, 459      |
| 2011- | 498   | t-1st    | L.A. Rams, 498      |
| 2010- | 546   | 1st      | L.A. Rams, 541      |
| 2009- | 593   | 1st      | L.A. Rams, 566      |
| 2008- | 644   | 1st      | L.A. Rams, 596      |
| 2007- | 680   | 1st      | Minnesota, 631      |
| 2006- | 719   | 1st      | L.A. Rams, 661      |
| 2005- | 766   | 1st      | L.A. Rams, 702      |
| 2004- | 807   | 1st      | L.A. Rams, 736      |
| 2003- | 842   | 1st      | L.A. Rams, 778      |
| 2002- | 892   | 1st      | Philadelphia, 818   |
| 2001- | 947   | 1st      | Philadelphia, 863   |
| 2000- | 986   | 1st      | Philadelphia, 913   |
| 1999- | 1,025 | 1st      | L.A. Rams, 968      |
| 1998- | 1,066 | 1st      | L.A. Rams, 1,018    |
| 1997- | 1,114 | 1st      | L.A. Rams, 1,056    |
| 1996- | 1,165 | 1st      | L.A. Rams, 1,088    |
| 1995- | 1,207 | 1st      | L.A. Rams, 1,124    |
| 1994- | 1,262 | 1st      | Philadelphia, 1,165 |
| 1993- | 1,304 | 1st      | Philadelphia, 1,201 |
| 1992- | 1,340 | 1st      | Philadelphia, 1,256 |
| 1991- | 1,378 | 1st      | Philadelphia, 1,311 |
| 1990- | 1,412 | 1st      | Philadelphia, 1,356 |
| 1989- | 1,443 | 1st      | Philadelphia, 1,418 |
| 1988- | 1,462 | 1st      | Philadelphia, 1,460 |

- Pittsburgh registered 9.0 sacks in Week 17 of 2021 vs. Cleveland, which is the most since Oct. 21, 2001 at Tampa Bay when the Steelers had a franchise-tying record 10 and tied for the fifth-most in franchise history.

MOST STEELERS SACKS IN SINGLE-GAME SINCE 1982

| RANK | OPP. DATE                  | SACKS |
|------|----------------------------|-------|
| 1.   | at Cincinnati, 11/29/1992  | 10.0  |
|      | at Tampa Bay, 10/21/2001   | 10.0  |
|      | at Arizona, 11/30/1997     | 10.0  |
|      | vs. Cincinnati, 10/13/1996 | 10.0  |
| 5.   | vs. Cleveland, 1/3/2022    | 9.0   |
|      | at Cincinnati, 10/13/1996  | 9.0   |

- The Steelers are the first team in the NFL to record 50 or more sacks in five consecutive seasons since Washington, Chicago and Dallas (1983-87).
- Pittsburgh is the fourth team to accomplish the feat since sacks became an official statistic in 1982.
- The five-year streak with 50 or more sacks is tied for the longest in NFL history.

NFL MOST CONSECUTIVE 50-SACK SEASONS SINCE 1982

| RANK | TEAM                          | SEASONS |
|------|-------------------------------|---------|
| 1.   | Pittsburgh Steelers (2017-21) | 5       |
|      | Washington (1983-87)          | 5       |
|      | Chicago Bears (1983-87)       | 5       |
|      | Dallas Cowboys (1983-87)      | 5       |
| 5.   | N.Y. Giants (1985-88)         | 4       |
|      | Philadelphia Eagles (1984-87) | 4       |
|      | San Francisco 49ers (1983-86) | 4       |
|      | L.A. Raiders (1983-86)        | 4       |

- The Steelers have eclipsed the 50-sack plateau 11 times since sacks became an official statistic in 1982. No NFL team has registered more 50-sack seasons over that span.

NFL MOST 50-SACK SEASONS SINCE 1982

| RANK | TEAM                | SEASONS |
|------|---------------------|---------|
| 1.   | Pittsburgh Steelers | 11      |
| 2.   | Philadelphia Eagles | 10      |
| 3.   | New Orleans Saints  | 9       |
|      | L.A. Rams           | 9       |
| 5.   | N.Y. Giants         | 7       |

STEELERS GROUND THE PASSING GAME

- Baltimore QB Tyler Huntley completed just 51.6% of his passes (16-of-31) in Week 18 of 2021. The Steelers have limited 18 opponents below a 60.0 completion percentage since the start of the 2020 season, which is tied for the most in the NFL over the span.

MOST GAMES WITH 60.0 OR LESS OPPONENT COMPLETION PERCENTAGE SINCE 2020

| RANK | TEAM                | GAMES |
|------|---------------------|-------|
| 1.   | Pittsburgh Steelers | 18    |
|      | Buffalo Bills       | 18    |
| 3.   | New Orleans Saints  | 16    |
| 4.   | Kansas City Chiefs  | 13    |
| 5.   | Arizona Cardinals   | 12    |



- Pittsburgh has limited 26 opponents below a 60.0 completion percentage since the start of the 2019 season, which leads the NFL over the span.

#### MOST GAMES WITH 60.0 OR LESS OPPONENT COMPLETION PERCENTAGE SINCE 2019

| RANK | TEAM                 | GAMES |
|------|----------------------|-------|
| 1.   | Pittsburgh Steelers  | 26    |
| 2.   | New Orleans Saints   | 23    |
|      | Buffalo Bills        | 23    |
| 4.   | New England Patriots | 21    |
| 5.   | Green Bay Packers    | 20    |

- Baltimore QB Tyler Huntley threw for just 141 yards in Week 18 of 2021. Pittsburgh has limited 25 opponents to 200 passing yards or less since the start of the 2019 season, which is the fourth-most in the NFL over the span.

#### MOST GAMES OF 200 PASSING YARDS ALLOWED OR LESS SINCE 2019

| RANK | TEAM                 | GAMES |
|------|----------------------|-------|
| 1.   | New England Patriots | 28    |
| 2.   | San Francisco 49ers  | 27    |
|      | Buffalo Bills        | 27    |
| 4.   | Pittsburgh Steelers  | 25    |
| 5.   | L.A. Chargers        | 24    |

- Pittsburgh has limited 14 opponents to 200 passing yards or less since the start of the 2020 season, which is tied for the fifth-most in the NFL over the span.

#### MOST GAMES OF 200 PASSING YARDS ALLOWED OR LESS SINCE 2020

| RANK | TEAM                 | GAMES |
|------|----------------------|-------|
| 1.   | New England Patriots | 18    |
|      | Buffalo Bills        | 18    |
| 3.   | San Francisco 49ers  | 17    |
| 4.   | Carolina Panthers    | 16    |
| t-5. | Pittsburgh Steelers  | 14    |

- Pittsburgh has allowed 300 or more passing yards in a game just twice since the start of the 2020 season, which is tied for the fewest in the NFL over the span. The quarterbacks to throw for 300 yards against the Steelers over their last 29 games, include Justin Herbert (Week 11, at Los Angeles, 2021) and Derek Carr (Week 2, vs. Las Vegas, 2021).

#### FEWEST 300-YARD+ PASSING YARDS ALLOWED SINCE 2020

| RANK | TEAM                | GAMES |
|------|---------------------|-------|
| 1.   | Pittsburgh Steelers | 2     |
|      | Green Bay Packers   | 2     |
| 3.   | New Orleans Saints  | 3     |
|      | Arizona Cardinals   | 3     |

- Pittsburgh has allowed just four 300-yard passers since the start of the 2019 season, which is the fewest in the NFL over the span. The quarterbacks to throw for 300 yards against the Steelers over their last 48 games, include Justin Herbert (2021, Week 11 at L.A. Chargers), Derek Carr (2021, Week 2 vs. Las Vegas), Tom Brady (2019, Week 1 at New England) and Philip Rivers (2019, Week 6 at L.A. Chargers).

#### FEWEST 300-YARD+ PASSING YARDS ALLOWED SINCE 2019

| RANK | TEAM                 | GAMES |
|------|----------------------|-------|
| 1.   | Pittsburgh Steelers  | 4     |
| 2.   | Green Bay Packers    | 5     |
|      | New England Patriots | 5     |
|      | New Orleans Saints   | 5     |
|      | Chicago Bears        | 5     |

- Pittsburgh limited the Lions to 77 net yards passing in Week 10 of 2021, which is the fewest net passing yards by a Steelers' opponent in 2021 and fewest since Week 17 of 2018 when Cincinnati managed just 71 net yards passing.

#### 300: RISE OF AN EMPIRE

- Cleveland managed just 232 yards of total offense in Week 17 of 2021. The Steelers have held 22 opponents to 306 total yards or less since the start of the 2019 season, which is tied for the third-most in the NFL over the span.

#### MOST GAMES OF 306 YARDS ALLOWED OR LESS SINCE 2019

| RANK | TEAM                 | GAMES |
|------|----------------------|-------|
| 1.   | San Francisco 49ers  | 27    |
|      | Buffalo Bills        | 27    |
| 3.   | Pittsburgh Steelers  | 22    |
|      | New England Patriots | 22    |
| 5.   | Chicago Bears        | 21    |
|      | New Orleans Saints   | 21    |

#### STEELERS TAKEAWAYS

- Pittsburgh has registered 87 takeaways since the start of the 2019 season, which is the second-most in the NFL over the span.

#### NFL MOST TAKEAWAYS SINCE 2019

| RANK | TEAM                 | TAKEAWAYS |
|------|----------------------|-----------|
| 1.   | New England Patriots | 88        |
| 2.   | Pittsburgh Steelers  | 87        |
| 3.   | Tampa Bay Buccaneers | 82        |
| 4.   | Indianapolis Colts   | 81        |
| 5.   | Buffalo Bills        | 79        |

- Pittsburgh has registered 49 takeaways since the start of the 2020 season, which is tied for the ninth-most in the NFL over the span.

#### NFL MOST TAKEAWAYS SINCE 2020

| RANK | TEAM                 | TAKEAWAYS |
|------|----------------------|-----------|
| 1.   | Indianapolis Colts   | 58        |
| 2.   | Buffalo Bills        | 56        |
|      | Dallas Cowboys       | 56        |
| 4.   | Tampa Bay Buccaneers | 54        |
|      | Miami Dolphins       | 54        |
| 6.   | New England Patriots | 52        |
| 7.   | Kansas City Chiefs   | 51        |
|      | New Orleans Saints   | 51        |
| 9.   | Pittsburgh Steelers  | 49        |
| 10.  | Arizona Cardinals    | 48        |

- The Steelers have forced a turnover in 40 games since the start of the 2019 season, which is tied for the third-most in the NFL over the span.
- Pittsburgh has recorded 51 interceptions since the start of the 2019 season, which is the second-most in the NFL over the span.

NFL MOST GAMES WITH AT LEAST ONE TAKEAWAY SINCE 2019

| RANK | TEAM                 | GAMES |
|------|----------------------|-------|
| 1.   | Tampa Bay Buccaneers | 43    |
| 2.   | Minnesota Vikings    | 41    |
| 3.   | Pittsburgh Steelers  | 40    |
|      | Indianapolis Colts   | 40    |
|      | New England Patriots | 40    |
|      | Seattle Seahawks     | 40    |

- The Steelers have forced multiple turnovers in 29 games since the start of the 2019 season, which leads the NFL over the span.
- Pittsburgh has recovered 33 opponent fumbles since the start of the 2019 season, which the second-most in the NFL over the span.

NFL MOST GAMES WITH MULTIPLE TAKEAWAYS SINCE 2019

| RANK | TEAM                 | GAMES |
|------|----------------------|-------|
| 1.   | Pittsburgh Steelers  | 29    |
| 2.   | Indianapolis Colts   | 27    |
| 3.   | Tampa Bay Buccaneers | 24    |
| 4.   | L.A. Rams            | 23    |
|      | Dallas Cowboys       | 23    |
|      | New England Patriots | 23    |

- Pittsburgh has forced three or more turnovers in 11 different games since the start of the 2019 season, which is tied for the third-most in the NFL over the span.

MOST GAMES WITH THREE TAKEAWAYS SINCE 2019

| RANK | TEAM                 | GAMES |
|------|----------------------|-------|
| 1.   | New England Patriots | 14    |
| 2.   | New Orleans Saints   | 13    |
| 3.   | Pittsburgh Steelers  | 11    |
|      | Dallas Cowboys       | 11    |
| 5.   | Indianapolis Colts   | 10    |
|      | Arizona Cardinals    | 10    |
|      | Green Bay Packers    | 10    |
|      | Tennessee Titans     | 10    |
|      | Seattle Seahawks     | 10    |

- Pittsburgh has forced four or more turnovers in six different games since the start of the 2019 season, which is the fourth-most in the NFL over the span.

MOST GAMES WITH FOUR TAKEAWAYS SINCE 2019

| RANK | TEAM                 | GAMES |
|------|----------------------|-------|
| 1.   | New England Patriots | 8     |
| 2.   | Buffalo Bills        | 7     |
|      | Dallas Cowboys       | 7     |
| 4.   | Pittsburgh Steelers  | 6     |
| 5.   | San Francisco 49ers  | 5     |
|      | Tampa Bay Buccaneers | 5     |

NFL MOST INTERCEPTIONS SINCE 2019

| RANK | TEAM                 | INT |
|------|----------------------|-----|
| 1.   | New England Patriots | 66  |
| 2.   | Pittsburgh Steelers  | 51  |
| 3.   | Indianapolis Colts   | 49  |
|      | New Orleans Saints   | 49  |
| 5.   | Buffalo Bills        | 48  |
|      | Minnesota Vikings    | 48  |

NFL MOST FUMBLE RECOVERIES SINCE 2019

| RANK | TEAM                 | FR |
|------|----------------------|----|
| 1.   | Tampa Bay Buccaneers | 37 |
| 2.   | Pittsburgh Steelers  | 33 |
| 3.   | Indianapolis Colts   | 30 |
|      | Baltimore Ravens     | 30 |
|      | Arizona Cardinals    | 30 |

- Pittsburgh has registered 47 forced fumbles since the start of the 2019 season, which is the fourth-most in the NFL over the span.

NFL MOST FORCED FUMBLES SINCE 2019

| RANK | TEAM                 | FF |
|------|----------------------|----|
| 1.   | San Francisco 49ers  | 54 |
| 2.   | Arizona Cardinals    | 51 |
| 3.   | Tampa Bay Buccaneers | 50 |
| 4.   | Pittsburgh Steelers  | 47 |
| 5.   | Baltimore Ravens     | 45 |

STACKING UP SACKS

- Pittsburgh's NFL record streak of 75 consecutive regular-season games with a sack came to an end in Week 3 of 2021 vs. Cincinnati.
- The Steelers' streak started on Nov. 6, 2016 at Baltimore.
- Pittsburgh's previous game that did not include a defensive sack came on Oct. 23, 2016 vs. New England.

STEELERS LONGEST STREAK OF CONSECUTIVE GAMES WITH AT LEAST 1 SACK

| RANK | DATES                          | STRK |
|------|--------------------------------|------|
| 1.   | Nov. 6, 2016 - Sept. 19, 2021  | 75   |
| 2.   | Nov. 3, 2008 - Nov. 8, 2010    | 33   |
| 3.   | Jan. 2, 2005 - Nov. 19, 2006   | 27   |
| 4.   | Dec. 21, 1997 - Nov. 14, 1999  | 26   |
|      | Sept. 13, 1992 - Nov. 28, 1993 | 26   |

- The previous NFL record for consecutive games with at least 1.0 sack was 69 games by Tampa Bay (Oct. 10, 1999 to Nov. 9, 2003). Head coach **Mike Tomlin** was on the Buccaneers staff during the final three seasons of the streak.

#### LONGEST STREAK OF CONSECUTIVE GAMES WITH AT LEAST 1 SACK IN NFL HISTORY

| RANK | TEAM (YEARS)                       | GAMES |
|------|------------------------------------|-------|
| 1.   | Pittsburgh Steelers (2016-2021)    | 75    |
| 2.   | Tampa Bay Buccaneers (1999-2003)   | 69    |
| 3.   | New Orleans Saints (1994-98)       | 60    |
|      | Washington Football Team (1984-87) | 60    |
| 5.   | Arizona Cardinals (2015-19)        | 59    |

- The Steelers have registered a sack in 89 of their last 91 games, dating back to Nov. 6, 2016 at Baltimore.
- Pittsburgh has recorded a sack in 220 of **Mike Tomlin's** 241 career games as head coach.
- Pittsburgh has registered at least 3.0 sacks in 21 games since the start of the 2020 season, which is tied for the most in the NFL over the span.

#### MOST GAMES WITH 3.0 SACKS SINCE 2020

| RANK | TEAM                 | GAMES |
|------|----------------------|-------|
| 1.   | Pittsburgh Steelers  | 21    |
|      | L.A. Rams            | 21    |
| 3.   | Arizona Cardinals    | 18    |
|      | Tampa Bay Buccaneers | 18    |
|      | New Orleans Saints   | 18    |

- The Steelers have registered at least 3.0 sacks in 31 games since the start of the 2019 season, which is tied for the most in the NFL over the span.

#### MOST GAMES WITH 3.0 SACKS SINCE 2019

| RANK | TEAM                     | GAMES |
|------|--------------------------|-------|
| 1.   | Pittsburgh Steelers      | 31    |
|      | L.A. Rams                | 31    |
| 3.   | Tampa Bay Buccaneers     | 26    |
|      | New Orleans Saints       | 26    |
| 5.   | Washington Football Team | 25    |

- Pittsburgh has recorded at least 4.0 sacks in 14 games since the start of the 2020 season, which is the most in the NFL over the span.

#### MOST GAMES WITH 4.0 SACKS SINCE 2020

| RANK | TEAM                     | GAMES |
|------|--------------------------|-------|
| 1.   | Pittsburgh Steelers      | 14    |
| 2.   | L.A. Rams                | 12    |
| 3.   | Washington Football Team | 10    |
|      | Tampa Bay Buccaneers     | 10    |
|      | Chicago Bears            | 10    |

- Pittsburgh has recorded at least 4.0 sacks in 23 games since the start of the 2019, which is the most in the NFL over the span.

#### MOST GAMES WITH 4.0 SACKS SINCE 2019

| RANK | TEAM                     | GAMES |
|------|--------------------------|-------|
| 1.   | Pittsburgh Steelers      | 23    |
| 2.   | L.A. Rams                | 17    |
| 3.   | Washington Football Team | 15    |
|      | Tampa Bay Buccaneers     | 15    |
| 5.   | Chicago Bears            | 14    |

- Pittsburgh has registered at least 5.0 sacks in seven games since the start of the 2020 season, which is tied for the most in the NFL over the span.

#### MOST GAMES WITH 5.0 SACKS SINCE 2020

| RANK | TEAM                 | GAMES |
|------|----------------------|-------|
| 1.   | Pittsburgh Steelers  | 7     |
|      | Tampa Bay Buccaneers | 7     |
|      | L.A. Rams            | 7     |
| 4.   | Miami Dolphins       | 6     |
| 5.   | Arizona Cardinals    | 5     |
|      | Baltimore Ravens     | 5     |
|      | Buffalo Bills        | 5     |

- The Steelers have also registered 5.0 or more sacks in 12 games since the start of the 2019 season, which is tied for the most in the NFL over the span.

#### MOST GAMES WITH 5.0 SACKS SINCE 2019

| RANK | TEAM                 | GAMES |
|------|----------------------|-------|
| 1.   | Pittsburgh Steelers  | 12    |
|      | Tampa Bay Buccaneers | 12    |
|      | L.A. Rams            | 12    |
| 4.   | New Orleans Saints   | 8     |
| 5.   | Six teams tied with  | 7     |

#### STEELERS DOMINATE THE LINE OF SCRIMMAGE

- Pittsburgh registered 94 tackles for loss in 2021, which were the second-most in the NFL. This came one season after the Steelers led the League with 103 tackles for loss, which was the most ever by the franchise and tied for the third-most in the League since 2008.
- The Steelers lead the NFL in tackles for loss dating back to the start of every season since 2017.

#### MOST TFL DATING BACK TO THE START OF EVERY SEASON SINCE 2017

| YEAR  | TFL | NFL RANK | SECOND IN NFL  |
|-------|-----|----------|----------------|
| 2020- | 197 | 1st      | Tampa Bay, 172 |
| 2019- | 289 | 1st      | Buffalo, 263   |
| 2018- | 369 | 1st      | Arizona, 359   |
| 2017- | 469 | 1st      | Arizona, 450   |

- Pittsburgh recorded 10 tackles for loss vs. Cleveland in Week 17 of 2021, which is tied for the 10th-most in franchise history.
- The Steelers have recorded at least 10 tackles for loss in four different games since the start of the 2020 season, which leads the NFL over the span (no other team in the League has more than two).

## WATT TO LOOK FOR

|       |  |
|-------|--|
| 150   | Watt has registered 150 QB hits since entering the NFL in 2017, which is the most in the League over the span. His 150 QB hits are the second-most over a player's first 77 career regular-season games in NFL history.  |
| 81    | Watt has registered 81 tackles for loss since entering the NFL in 2017, which is the second-most in the League over the span. His 81 TFL are the third-most over a player's first 77 career regular-season games in NFL history.   |
| 70    | Watt, appearing in his 70th career game, registered one sack in Week 10 against Detroit. His 62 career sacks surpassed Pro Football Hall of Famer Derrick Thomas (61 sacks) and his brother J.J. Watt (61) for the second-most sacks by a player in his first 70 career games since 1982, when the individual sack became an official statistic. Only Pro Football Hall of Famer Reggie White (79 sacks) had more. |
| 70    | Watt reached the 70.0 sack plateau in his 76th career game, which is the third-fewest games to that total in NFL history. Reggie White reached the milestone in 57 games, while J.J. Watt did in 75 games.   |
| 72.0  | Since entering the NFL in 2017, Watt has recorded 72.0 sacks, which leads the League over the span. His 72.0 sacks are the second-most over a player's first 77 career regular-season games in NFL history.  |
| 60.0  | Watt eclipsed the 60.0 sack plateau in his 69th career game, which is the fourth-fewest games to that total since 1982.  |
| 50.0  | Watt eclipsed the 50.0 sack plateau in his 63rd career game, which is tied with Bruce Smith for 11th-fastest to 50 or more sacks in the NFL since 1982.  |
| 52.0  | Watt's 52.0 sacks lead the NFL since the start of the 2019 season.   |
| 50.0  | Watt has recorded 50.0 sacks in 40 career games at Heinz Field. He has collected at least half a sack in 27 of the last 30 home games. No player (Derrick Thomas had 46.5) has registered more sacks over the first 40 career home games in NFL history.   |
| 44    | Watt's 44 tackles for loss lead the NFL since 2020.  |
| 33    | Watt has sacked 33 different quarterbacks in his career, including 19 more than once.  |
| 37.5  | Watt's 37.5 sacks lead the NFL since 2020.   |
| 25    | Watt's 25 combined interceptions (three), forced fumbles (14) and fumble recoveries (seven) are tied for the second-most in the NFL since the start of the 2019 season.  |
| 22.5  | Watt's 22.5 sacks led the NFL in 2021, despite missing two full games and portions of four others.   |
| 22    | Watt has registered 22 forced fumbles since entering the NFL in 2017, which is the most in the League over the span. His 22 career forced fumbles are the most by a Steeler since at least 1994. Watt's 22 career forced fumbles are tied for the third-most over a player's first 77 career regular-season games (tied for second among linebackers).   |
| 22.0+ | Watt was the fifth player to reach 22.0 sacks in a single season since 1982, when the individual sack became an official NFL statistic. His 22.5 sacks not only led the NFL in 2021, but it also tied for the most in NFL history (Michael Strahan, N.Y. Giants, 22.5).  |
| 20    | Watt has registered 20 multi-sack games in his career, including 3.0 or more in five different games.  |
| 15.0  | Watt has now registered 15 or more sacks in back-to-back seasons. He's the 11th player since 1982, when the individual sack became an official statistic, to accomplish the feat and first since his brother, J.J. Watt, in 2014-15.   |
| 14    | Watt's 15 forced fumbles are the most in the NFL since the start of the 2019 season.   |
| 14    | Watt is the first player in franchise history with 14.0 or more sacks in multiple seasons. He is the 14th player in NFL history with at least 14.5 sacks in back-to-back seasons, and just the sixth since 1993.   |

## WATT TO LOOK FOR

|      |   |
|------|---|
| 13.0 | Watt, who has registered at least 13.0 sacks in four of his five seasons in the NFL, is already tied for the fourth-most 13.0 or more sack seasons in League history.   |
| 9    | Watt had nine games with at least 1.5 sacks this season (most in NFL). He joined Reggie White (1987 – NFL Defensive Player of the Year) as the only players to have nine games with 1.5+ sacks in a season.   |
| 7TH  | Watt registered 22.5 sacks, 21 tackles for loss and 39 quarterback hits this season -- all of which lead the NFL. He is the seventh player to lead the NFL in sacks, tackles for loss and quarterback hits in the same season since 2006 when quarterback hits became an officially recognized statistic. Four of the previous six players went on to capture NFL Defensive Player of the Year. |
| 7    | Watt's seven fumble recoveries are the second-most in the NFL since the start of the 2019 season.   |
| 4TH  | Watt's 72.0 sacks are the fourth-most in franchise history, behind L.C. Greenwood (73.5), Jason Gildon (77.0) and James Harrison (80.5).  |
| 3RD  | Watt (72.0) is the third player since 1982 to record at least 70 sacks over his first five seasons, joining Reggie White (81) and J.J. Watt (74.5).   |
| 4    | Watt has joined Pro Football Hall of Famer Reggie White (four) as the only players to record at least 13 sacks in four of their first five seasons since 1982, when the individual sack became an official NFL statistic. He recorded 13 sacks in 2018, 14.5 sacks in 2019, 15.0 sacks in 2020 and 16.0 sacks in 2021.  |
| 3RD  | Watt is the third player in NFL history with at least 14.5 sacks in three consecutive seasons, joining Jared Allen (2007-09) and Reggie White (1986-88).  |
| 2ND  | Watt is the second player since 1982, when the individual sack became an official statistic, to record at least 13 in four consecutive seasons, joining Reggie White, who did it twice (1985-88 and 1990-93).   |
| 2ND  | Watt was the second player in the NFL to register at least three tackles for loss, three passes defended, 2.0 sacks and one forced fumble in the same game since 2005 (Week 6 vs. Seattle).   |
| 1.50 | Watt's average of 1.50 sacks per game (min. 12 games) is the second-highest in single-season NFL history.   |
| 1.50 | Watt leads the NFL in 2021 with 1.50 sacks per game (min. 12 games).  |
| 3RD  | Watt joined Reggie White (1987-88) and Mark Gastineau (1983-84) as the only players to lead the NFL in sacks in back-to-back seasons.   |
| 1ST  | Watt has collected 72.0 sacks over his first five seasons in the NFL, which is the most by a Steelers player in their first five seasons in the League.   |
| 1    | Since entering the NFL in 2017, Watt leads the League in sacks (72.0), QB hits (150) and forced fumbles (22). He has also registered 81 tackles for loss, which is the second-most over the span.   |
| 1    | Watt registered seven tackles, three tackles for loss, three passes defended, 2.0 sacks, two QB hits and one forced fumble vs. Seattle in Week 6. He was the first NFL player to have 2.0 or more sacks and a forced fumble in OT since sacks were first tracked for defenders beginning in 1982.   |
| 1    | Watt is the only active player in the NFL with at least 13.0 sacks in each of the last four seasons.  |
| 0.94 | Watt is off to a record-setting pace for sacks to open his NFL career. He has averaged 0.94 sacks/game since entering the League back in 2017, which is the best in NFL history (min. 70 games started).  |

## MOST GAMES WITH 10+ TFL SINCE 2020

| RANK | TEAM                 | GAMES |
|------|----------------------|-------|
| 1.   | Pittsburgh Steelers  | 4     |
| 2.   | Tampa Bay Buccaneers | 2     |
| 3.   | Nine teams tied with | 1     |

- The Steelers have recorded at least 10 tackles for loss in six different games since the start of the 2019 season, which leads the NFL over the span (no other team in the League has more than three).

## MOST GAMES WITH 10+ TFL SINCE 2019

| RANK | TEAM                  | GAMES |
|------|-----------------------|-------|
| 1.   | Pittsburgh Steelers   | 6     |
| 2.   | N.Y. Jets             | 3     |
| 3.   | Seven teams tied with | 2     |

- The Steelers have recorded at least nine tackles for loss in six different games since the start of the 2020 season, which leads the NFL over the span.

## MOST GAMES WITH 9+ TFL SINCE 2020

| RANK | TEAM                 | GAMES |
|------|----------------------|-------|
| 1.   | Pittsburgh Steelers  | 6     |
| 2.   | San Francisco 49ers  | 5     |
| 3.   | Tampa Bay Buccaneers | 4     |
|      | New Orleans Saints   | 4     |
| 5.   | Buffalo Bills        | 3     |

- The Steelers have recorded at least nine tackles for loss in 10 different games since the start of the 2019 season, which leads the NFL over the span.

## MOST GAMES WITH 9+ TFL SINCE 2019

| RANK | TEAM                 | GAMES |
|------|----------------------|-------|
| 1.   | Pittsburgh Steelers  | 10    |
| 2.   | San Francisco 49ers  | 8     |
| 3.   | Tampa Bay Buccaneers | 7     |
| 4.   | New Orleans Saints   | 6     |
| 5.   | Philadelphia Eagles  | 5     |
|      | N.Y. Jets            | 5     |
|      | Buffalo Bills        | 5     |

- The Steelers have recorded at least six tackles for loss in 19 different games since the start of the 2020 season, which leads the NFL over the span.

## MOST GAMES WITH 6+ TFL SINCE 2020

| RANK | TEAM                 | GAMES |
|------|----------------------|-------|
| 1.   | Pittsburgh Steelers  | 19    |
| 2.   | New Orleans Saints   | 16    |
| 3.   | Tampa Bay Buccaneers | 15    |
| 4.   | Seattle Seahawks     | 14    |
|      | San Francisco 49ers  | 14    |

- Pittsburgh has recorded six or more tackles for loss in 27 different games since the start of the 2019 season, which leads the NFL over the span.

## MOST GAMES WITH 6+ TFL SINCE 2019

| RANK | TEAM                 | GAMES |
|------|----------------------|-------|
| 1.   | Pittsburgh Steelers  | 27    |
| 2.   | Tampa Bay Buccaneers | 24    |
| 3.   | Arizona Cardinals    | 21    |
|      | New Orleans Saints   | 21    |
|      | Buffalo Bills        | 21    |
|      | San Francisco 49ers  | 21    |

## TAKE DOWN FOR WATT

- LB **T.J. Watt** led the NFL with 22.5 sacks, tied with Pro Football Hall of Famer Michael Strahan (22.5 sacks in 2001) for the most in a season since 1982, when the individual sack became an official statistic.
- Watt became the second player since 1982 with at least 13.0 sacks in four consecutive NFL seasons (2018-21), joining Pro Football Hall of Famer Reggie White (1985-88; 1990-93).
- Watt also joined White (1987-88) and Mark Gastineau (1983-84) as the only players to lead the NFL in sacks in back-to-back seasons.
- Watt's sack total has increased in each season of his NFL career.

## WATT'S SACKS BY SEASON

| YEAR | SACKS |
|------|-------|
| 2021 | 22.5  |
| 2020 | 15.0  |
| 2019 | 14.5  |
| 2018 | 13.0  |
| 2017 | 7.0   |

- Watt had nine games with at least 1.5 sacks this season (most in NFL). He joined White (1987 – NFL Defensive Player of the Year) as the only players to have nine games with 1.5+ sacks in a season.
- Pittsburgh was 8-2-1 in games in which Watt had 1.0+ sack and 1-5 in games he didn't record a sack.
- Watt had 12.5 sacks in the second half and overtime this season (most in NFL).

## MOST SACKS IN SECOND HALF/OVERTIME IN 2021

| RANK | PLAYER           | SACKS |
|------|------------------|-------|
| 1.   | T.J. Watt        | 12.5  |
| 2.   | Trey Hendrickson | 10.5  |
| 3.   | Nick Bosa        | 10.0  |
| 4.   | Myles Garrett    | 9.0   |
| 5.   | Aaron Donald     | 8.5   |

- Since 2000, only four players have more sacks in the second half and overtime than Watt.

## MOST SACKS IN SECOND HALF/OVERTIME SINCE 2000

| RANK | PLAYER, YEAR         | SACKS |
|------|----------------------|-------|
| 1.   | Aaron Donald, 2018   | 13.5  |
|      | J.J. Watt, 2015      | 13.5  |
|      | Von Miller, 2012     | 13.5  |
| 4.   | Justin Houston, 2014 | 13.0  |
| 5.   | T.J. Watt, 2021      | 12.5  |
|      | Elvis Dumervil, 2009 | 12.5  |

- Watt was the fifth player to reach 22.0 sacks in a single season since 1982, when the individual sack became an official NFL statistic.

NFL SINGLE-SEASON SACK LEADERS

| RANK | PLAYER. YEAR          | SACKS |
|------|-----------------------|-------|
| 1.   | T.J. Watt, 2021       | 22.5  |
|      | Michael Strahan, 2001 | 22.5  |
| 3.   | Jared Allen, 2011     | 22.0  |
|      | Mark Gastineau, 1984  | 22.0  |
|      | Justin Houston, 2014  | 22.0  |
| 6.   | Chris Doleman, 1989   | 21.0  |
|      | Reggie White, 1987    | 21.0  |
| 8.   | Aaron Donald, 2018    | 20.5  |
|      | Lawrence Taylor, 1986 | 20.5  |
|      | J.J. Watt, 2012       | 20.5  |
|      | J.J. Watt, 2014       | 20.5  |

- Watt was the 12th player (13th season) to reach 20.0 sacks in a single season since 1982, when the individual sack became an official NFL statistic.
- Watt's 22.5 sacks lead the NFL in 2021, despite missing two full games and portions of four others.

NFL SACK LEADERS IN 2021

| RANK | PLAYER           | SACKS |
|------|------------------|-------|
| 1.   | T.J. Watt        | 22.5  |
| 2.   | Robert Quinn     | 18.5  |
| 3.   | Myles Garrett    | 16.0  |
| 4.   | Nick Bosa        | 15.5  |
| 5.   | Trey Hendrickson | 14.0  |

- Watt led the NFL in 2021 with 1.50 sacks per game (min. 12 games).

SACKS/GAME LEADERS IN 2021 (MIN. 12 GAMES)

| RANK | PLAYER           | SACKS/GM |
|------|------------------|----------|
| 1.   | T.J. Watt        | 1.50     |
| 2.   | Robert Quinn     | 1.16     |
| 3.   | Myles Garrett    | 0.94     |
|      | Nick Bosa        | 0.91     |
| 5.   | Trey Hendrickson | 0.88     |

- Watt's average of 1.50 sacks per game in 2021 is the second-highest in single season NFL history (min. 12 games).

SINGLE-SEASON SACKS/GAME LEADERS NFL HISTORY (MIN. 12 GAMES)

| RANK | PLAYER. YEAR          | SACKS/GM |
|------|-----------------------|----------|
| 1.   | Reggie White, 1987    | 1.75     |
| 2.   | T.J. Watt, 2021       | 1.50     |
| 3.   | Shawne Merriman, 2006 | 1.42     |
| 4.   | Michael Strahan, 2001 | 1.41     |
| 5.   | Justin Houston, 2014  | 1.38     |
|      | Mark Gastineau, 1984  | 1.38     |
|      | Jared Allen, 2011     | 1.38     |

- Watt registered 22.5 sacks, 21 tackles for loss and 39 quarterback hits in 2021 -- all of which lead the NFL.

- Watt was the seventh player to lead the NFL in sacks, tackles for loss and quarterback hits in the same season since 2006 when quarterback hits became an officially recognized statistic.
- Four of the previous six players went on to capture NFL Defensive Player of the Year.

LED THE NFL IN SACKS, TACKLES FOR LOSS AND QUARTERBACK HITS

| YEAR                             |                | SACKS | TFL | QB HITS |
|----------------------------------|----------------|-------|-----|---------|
| 2021                             | T.J. Watt      | 22.5  | 21  | 39      |
| 2018                             | Aaron Donald   | 20.5  | 25  | 41      |
| 2017                             | Chandler Jones | 17.0  | 28  | 33      |
| 2015                             | J.J. Watt      | 17.5  | 29  | 50      |
| 2014                             | J.J. Watt      | 20.5  | 29  | 51      |
| 2012                             | J.J. Watt      | 20.5  | 39  | 43      |
| 2008                             | DeMarcus Ware  | 20.0  | 27  | 30      |
| NFL Defensive Player of the Year |                |       |     |         |

- Watt has recorded at least 1.5 sacks in 20 career games.
- Watt has registered at least 2.0 sacks in 16 career games.
- Watt has recorded at least 3.0 sacks in five career games.
- Watt registered five tackles, including a career-high 4.0 sacks, three tackles for loss, two passes defended and five QB hits in Week 17 vs. Cleveland.

MOST SACKS IN SINGLE-GAME FRANCHISE HISTORY

| RANK | PLAYER                                    | SACKS |
|------|---|-------|
| 1.   | Joe Greene (12/10/72 at Houston)          | 5.0   |
| 2.   | Chad Brown (10/13/96 vs. Cincinnati)      | 4.5   |
|      | L.C. Greenwood (11/25/79 vs. Cleveland)   | 4.5   |
| 4.   | T.J. Watt (1/3/22 vs. Cleveland)          | 4.0   |
|      | Joey Porter (10/14/01 at Tampa Bay)       | 4.0   |
|      | Jerrold Williams (12/22/91 vs. Cleveland) | 4.0   |
|      | Edmund Nelson (9/16/84 vs. L.A. Rams)     | 4.0   |
| 8.   | T.J. Watt (12/5/21 vs. Baltimore)         | 3.5   |
|      | James Harrison (11/5/07 vs. Baltimore)    | 3.5   |
|      | Keith Willis (10/23/83 at Seattle)        | 3.5   |

- Watt reached the 70.0 sack plateau in his 76th career game, which is the third-fewest games to that total in NFL history.

FEWEST GAMES TO 70 SACKS IN NFL CAREER - SINCE 1982

| RANK | PLAYER         | GP | DATE                  |
|------|----------------|----|-----------------------|
| 1.   | Reggie White   | 57 | 12/18/1988 Phi at Dal |
| 2.   | J.J. Watt      | 75 | 11/29/2015 Hou vs NO  |
| 3.   | T.J. Watt      | 76 | 1/3/2022 Pit vs Cle   |
| 4.   | Derrick Thomas | 82 | 9/18/1994 KC at Atl   |
| 5.   | Von Miller     | 83 | 11/27/2016 Den vs KC  |
|      | Bruce Smith    | 83 | 11/26/1990 Buf at Hou |
| 7.   | DeMarcus Ware  | 84 | 10/10/2010 Dal vs Ten |
| 8.   | Richard Dent   | 86 | 11/13/1988 Chi at Was |
| 9.   | Leslie O'Neal  | 87 | 9/12/1993 SD at Den   |
|      | Andre Tippett  | 87 | 11/13/1988 NE at NYJ  |

- Watt eclipsed the 60.0 sack plateau in his 69th career game, which is the fourth-fewest games to that total in NFL history.

FEWEST GAMES TO 60 SACKS IN NFL CAREER - SINCE 1982

| RANK | PLAYER         | GP | DATE                  |
|------|----------------|----|-----------------------|
| 1.   | Reggie White   | 50 | 10/30/1988 Phi vs Atl |
| 2.   | J.J. Watt      | 66 | 9/20/2015 Hou at Car  |
| 3.   | Derrick Thomas | 67 | 10/3/1993 KC vs Oak   |
| 4.   | T.J. Watt      | 69 | 11/8/2021 Pit vs Chi  |
| 5.   | Von Miller     | 72 | 1/3/2016 Den vs SD    |
| 6.   | DeMarcus Ware  | 73 | 11/15/2009 Dal at GB  |
|      | Justin Houston | 73 | 12/4/2016 KC at Atl   |
| 8.   | Andre Tippett  | 74 | 11/15/1987 NE vs Dal  |
| 9.   | Richard Dent   | 75 | 12/27/1987 Chi vs LAR |
|      | Bruce Smith    | 75 | 9/24/1990 Buf at NYJ  |

- Watt eclipsed the 50.0 sack plateau in his 63rd career game, which ranks tied with Bruce Smith for 11th-fastest to 50 or more sacks in the NFL since 1982.

FEWEST GAMES TO 50 SACKS IN NFL CAREER - SINCE 1982

| RANK | PLAYER         | GP | DATE                  |
|------|----------------|----|-----------------------|
| 1.   | Reggie White   | 40 | 12/20/1987 Phi at NYJ |
| 2.   | Derrick Thomas | 54 | 10/18/1992 KC at Dal  |
| 3.   | Myles Garrett  | 57 | 10/17/2021 Ari at Cle |
| 4.   | Von Miller     | 58 | 9/17/2015 Den at KC   |
| 5.   | Justin Houston | 61 | 9/17/2015 KC vs Den   |
|      | J.J. Watt      | 61 | 12/7/2014 Hou at Jax  |
|      | Dwight Freeney | 61 | 12/18/2005 Ind vs SD  |
| 8.   | Aldon Smith    | 62 | 9/27/2020 Dal at Sea  |
|      | DeMarcus Ware  | 62 | 12/14/2008 Dal vs NYG |
|      | Tim Harris     | 62 | 9/16/1990 GB vs Chi   |
| 11.  | T.J. Watt      | 63 | 9/12/2021 Pit at BUF  |
|      | Bruce Smith    | 63 | 10/22/1989 Buf vs NYJ |

- Watt is off to a record-setting pace for sacks to open his NFL career. He has averaged 0.94 sacks/game since entering the League back in 2017, which is the best in NFL history (min. 70 games started).

SACKS PER GAME LEADERS IN NFL HISTORY (MIN. 70 GAMES STARTED)

| RANK | PLAYER          | SACKS/GM |
|------|-----------------|----------|
| 1.   | T.J. Watt       | 0.94     |
| 2.   | Reggie White    | 0.85     |
| 3.   | Mark Gastineau  | 0.83     |
| 4.   | Lawrence Taylor | 0.79     |
| 5.   | DeMarcus Ware   | 0.78     |
| 6.   | Aaron Donald    | 0.77     |
|      | Chandler Jones  | 0.77     |
|      | Dexter Manley   | 0.77     |
|      | Von Miller      | 0.77     |
| 10.  | J.J. Watt       | 0.76     |

- Watt has sacked Cleveland QB Baker Mayfield 8.5 times in his career, more than he's sacked any other quarterback. Watt has brought down 33 different passers in his career, including 19 more than once.

- Below is a look at his career regular-season sacks by quarterback:

| SACKS | PLAYER             | MOST RECENT                     |
|-------|--------------------|---------------------------------|
| 8.5   | Baker Mayfield     | vs. Cleveland, Jan. 3, 2022     |
| 5.5   | Lamar Jackson      | vs. Baltimore, Dec. 5, 2021     |
| 3.5   | Jeff Driskel       | vs. Denver, Sept. 20, 2020      |
| 3.0   | Jared Goff         | vs. Detroit, Nov. 14, 2021      |
| 3.0   | Justin Fields      | vs. Chicago, Nov. 8, 2021       |
| 3.0   | Philip Rivers      | vs. Indianapolis, Dec. 27, 2020 |
| 3.0   | Blake Bortles      | at Jacksonville, Nov. 18, 2018  |
| 3.0   | Matt Ryan          | vs. Atlanta, Oct. 7, 2018       |
| 3.0   | Tyrod Taylor       | at Cleveland, Sept. 9, 2018     |
| 3.0   | DeShone Kizer      | vs. Cleveland, Dec. 31, 2017    |
| 2.5   | Ryan Tannehill     | vs. Tennessee, Dec. 19, 2021    |
| 2.5   | Robert Griffin III | vs. Baltimore, Dec. 2, 2020     |
| 2.5   | Andy Dalton        | vs. Cincinnati, Sept. 30, 2019  |
| 2.0   | Geno Smith         | vs. Seattle, Oct. 17, 2021      |
| 2.0   | Aaron Rodgers      | at Green Bay, Oct. 3, 2021      |
| 2.0   | Ryan Finley        | at Cincinnati, Dec. 21, 2020    |
| 2.0   | Joe Burrow         | vs. Cincinnati, Nov. 15, 2020   |
| 2.0   | Ryan Fitzpatrick   | vs. Miami, Oct. 28, 2019        |
| 1.5   | Brian Hoyer        | vs. Indianapolis, Nov. 3, 2019  |
| 1.0   | Tyler Huntley      | at Baltimore, Jan. 9, 2021      |
| 1.0   | Derek Carr         | vs. Las Vegas, Sept. 19, 2021   |
| 1.0   | Alex Smith         | vs. Washington, Dec. 7, 2020    |
| 1.0   | Carson Wentz       | vs. Philadelphia, Oct. 11, 2020 |
| 1.0   | Deshawn Watson     | vs. Houston, Sept. 27, 2020     |
| 1.0   | Sam Darnold        | at N.Y. Jets, Dec. 22, 2019     |
| 1.0   | Russell Wilson     | vs. Seattle, Sept. 15, 2019     |
| 1.0   | Drew Brees         | at New Orleans, Dec. 23, 2018   |
| 1.0   | Tom Brady          | vs. New England, Dec. 16, 2018  |
| 1.0   | Cam Newton         | at Carolina, Nov. 8, 2018       |
| 1.0   | Joe Flacco         | vs. Baltimore, Dec. 10, 2017    |
| 1.0   | Brett Hundley      | vs. Green Bay, Nov. 26, 2017    |
| 0.5   | Garrett Gilbert    | at Dallas, Nov. 8, 2020         |
| 0.5   | Josh Allen         | vs. Buffalo, Dec. 15, 2019      |

- Watt's 72.0 career sacks are the second-most over a player's first 77 career regular-season games in NFL history.

MOST SACKS IN NFL HISTORY OVER FIRST 77 REGULAR-SEASON GAMES

| RANK | PLAYER         | SACKS |
|------|----------------|-------|
| 1.   | Reggie White   | 87.0  |
| 2.   | T.J. Watt      | 72.0  |
| 3.   | J.J. Watt      | 70.5  |
| 4.   | Von Miller     | 66.5  |
| 5.   | Derrick Thomas | 66.0  |



- Watt's 72.0 career sacks are the most by a linebacker over his first 77 career regular-season games in NFL history.

MOST SACKS BY LINEBACKER IN NFL HISTORY OVER FIRST 77 REGULAR-SEASON GAMES

| RANK | PLAYER         | SACKS |
|------|----------------|-------|
| 1.   | T.J. Watt      | 72.0  |
| 2.   | Von Miller     | 66.5  |
| 3.   | Derrick Thomas | 66.0  |
| 4.   | Andre Tippett  | 64.0  |
| 5.   | Justin Houston | 63.0  |

- Watt's 37.5 sacks lead the NFL since the start of the 2020 season.

NFL SACK LEADERS SINCE 2020

| RANK | PLAYER           | SACKS |
|------|------------------|-------|
| 1.   | T.J. Watt        | 37.5  |
| 2.   | Myles Garrett    | 28.0  |
| 3.   | Trey Hendrickson | 27.5  |
| 4.   | Aaron Donald     | 26.0  |
| 5.   | Haason Reddick   | 23.5  |

- Watt's 52.0 sacks lead the NFL since the start of the 2019 season.

NFL SACK LEADERS SINCE 2019

| RANK | PLAYER           | SACKS |
|------|------------------|-------|
| 1.   | T.J. Watt        | 52.0  |
| 2.   | Aaron Donald     | 38.5  |
| 3.   | Myles Garrett    | 38.0  |
| 4.   | Shaquill Barrett | 37.5  |
| 5.   | Cameron Jordan   | 35.5  |

- Watt's 65.0 sacks lead the NFL since the start of the 2018 season.

NFL SACK LEADERS SINCE 2018

| RANK | PLAYER         | SACKS |
|------|----------------|-------|
| 1.   | T.J. Watt      | 65.0  |
| 2.   | Aaron Donald   | 59.0  |
| 3.   | Myles Garrett  | 51.5  |
| 4.   | Cameron Jordan | 47.5  |
| 5.   | Chandler Jones | 43.5  |

- Watt's 72.0 career sacks lead the NFL since the start of the 2017 season.

NFL SACK LEADERS SINCE 2017

| RANK | PLAYER         | SACKS |
|------|----------------|-------|
| 1.   | T.J. Watt      | 72.0  |
| 2.   | Aaron Donald   | 70.0  |
| 3.   | Chandler Jones | 60.5  |
|      | Cameron Jordan | 60.5  |
| 5.   | Myles Garrett  | 58.5  |

- Watt ranks in the top 10 for the most sacks over any two, three, four and five-year span in NFL history.

| YEARS                | SACKS | NFL RANK (LEADER)          |
|----------------------|-------|----------------------------|
| 2020-21 (two-year)   | 37.5  | 5th (Mark Gastineau, 41.0) |
| 2019-21 (three-year) | 52.0  | t-3rd (Reggie White, 57.0) |
| 2018-21 (four-year)  | 65.0  | 5th (Reggie White, 70.0)   |
| 2017-21 (five-year)  | 72.0  | t-8th (Reggie White, 82.0) |

- Watt is the first player in franchise history with 14.0 or more sacks in three or more seasons.
- Watt is the third player in NFL history with at least 14.5 sacks in three consecutive seasons, joining Jared Allen (2007-09) and Reggie White (1986-88).
- Watt's 22.5 sacks in 2021, not only led the NFL but are the most in single-season franchise history (James Harrison, 16.0, 2008). His previous single-season high in sacks was 15.0 in 2020.
- Watt's 15.0 sacks in 2020 rank tied for third in single-season franchise history. His 14.5 sacks in 2019 rank fifth and his 13.0 sacks in 2018 rank tied for 10th in a season by a Steelers' defender since the statistic became official in 1982.
- Watt is the only player in franchise history with 13.0 sacks or more in multiple seasons.

STEELERS SINGLE-SEASON SACK LEADERS

| RANK                             | PLAYER, YEAR            | SACKS |
|----------------------------------|-------------------------|-------|
| 1.                               | T.J. Watt, 2021         | 22.5  |
| 2.                               | James Harrison, 2008    | 16.0  |
| 3.                               | T.J. Watt, 2020         | 15.0  |
|                                  | Mike Merriweather, 1984 | 15.0  |
| 5.                               | T.J. Watt, 2019         | 14.5  |
| 6.                               | Kevin Greene, 1994      | 14.0  |
|                                  | Keith Willis, 1983      | 14.0  |
| 8.                               | LaMarr Woodley, 2009    | 13.5  |
|                                  | Jason Gildon, 2000      | 13.5  |
| 10.                              | T.J. Watt, 2018         | 13.0  |
|                                  | Chad Brown, 1996        | 13.0  |
| NFL Defensive Player of the Year |                         |       |

- Watt, who has registered at least 13.0 sacks in four of his five seasons in the NFL, is already tied for the fourth-most 13.0 or more sack seasons in League history.

MOST SEASONS WITH 13.0+ SACKS IN NFL HISTORY

| RANK | PLAYER                       | SEASONS |
|------|------------------------------|---------|
| 1.   | Reggie White                 | 9       |
| 2.   | Bruce Smith                  | 7       |
| 3.   | Kevin Greene                 | 6       |
| 4.   | T.J. Watt                    | 4       |
|      | Nine other players tied with | 4       |

- Watt's 72.0 sacks are the fourth-most in franchise history.

STEELERS CAREER SACK LEADERS

| RANK | PLAYER. YEARS                          | SACKS |
|------|--|-------|
| 1.   | James Harrison, 2002, 2004-12, 2014-17 | 80.5  |
| 2.   | Jason Gildon, 1994-2003                | 77.0  |
| 3.   | L.C. Greenwood, 1969-81                | 73.5  |
| 4.   | T.J. Watt, 2017-21                     | 72.0  |
| 5.   | Cameron Heyward, 2011-21               | 68.0  |
| 6.   | Joe Greene, 1969-81                    | 66.0  |
| 7.   | Joey Porter, 1999-2006                 | 60.0  |
| 8.   | Keith Willis, 1982-91                  | 59.0  |
| 9.   | LaMarr Woodley, 2007-13                | 57.0  |
| 10.  | Greg Lloyd, 1998-97                    | 53.5  |

- Watt has collected 72.0 sacks over his first five seasons in the NFL, which is the most by a Steelers player in their first five seasons in the League.

MOST SACKS BY STEELER IN FIRST FIVE NFL SEASONS

| RANK | PLAYER. YEARS           | SACKS |
|------|-------------------------|-------|
| 1.   | T.J. Watt, 2017-21      | 72.0  |
| 2.   | LaMarr Woodley, 2007-11 | 48.0  |
| 3.   | Joey Porter, 1999-2003  | 35.5  |
| 4.   | Bud Dupree, 2015-19     | 31.5  |
| 5.   | Chad Brown, 1993-97     | 30.0  |

- Watt (72.0) is the third player since 1982 to record at least 70 sacks over his first five seasons, joining Reggie White (81) and J.J. Watt (74.5).

MOST SACKS IN FIRST FIVE SEASONS IN NFL HISTORY

| RANK | PLAYER. YEARS           | SACKS |
|------|-------------------------|-------|
| 1.   | Reggie White, 1985-1989 | 81.0  |
| 2.   | J.J. Watt, 2011-15      | 74.5  |
| 3.   | T.J. Watt, 2017-21      | 72.0  |
| 4.   | Derrick Thomas, 1989-93 | 66.0  |
| 5.   | DeMarcus Ware, 2005-09  | 64.5  |

- Watt (four seasons) has joined Pro Football Hall of Famers Reggie White (four) as the only players to record at least 13 sacks in four of their first five seasons since 1982, when the individual sack became an official NFL statistic. Watt recorded 13 sacks in 2018, 14.5 sacks in 2019, 15.0 sacks in 2020 and 16.0 sacks in 2021.

NFL PLAYERS WITH FOUR OR MORE 13.0+ SACK SEASONS IN FIRST FIVE YEARS

| PLAYER            | YEARS       |
|-------------------|-------------|
| Reggie White      | 4 (1985-88) |
| T.J. Watt         | 4 (2018-21) |
| NFL Hall of Famer |             |

- Watt is the only active player in the NFL with at least 13.0 sacks in each of the last four seasons.

NFL PLAYERS WITH FOUR STRAIGHT 13.0+ SACK SEASONS

| PLAYER            | YEARS       |
|-------------------|-------------|
| Reggie White      | 4 (1990-93) |
| Reggie White      | 4 (1985-88) |
| T.J. Watt         | 4 (2018-21) |
| NFL Hall of Famer |             |

- Watt registered six tackles, six QB hits (tied career high), 3.5 sacks, three tackles for loss and one forced fumble in Week 13's victory over Baltimore.
- Watt recorded five tackles, two for loss, two quarterback hits and 1.0 sack in Week 10 vs. Detroit.
- Watt registered seven tackles, three for loss, three QB hits, 3.0 sacks and one pass defended in Week 9 vs. Chicago.
- Watt registered six tackles, three quarterback hits, 1.5 sacks, one tackle for loss and one fumble recovery at Cleveland in Week 8.
- Watt registered seven tackles, three tackles for loss, three passes defended, 2.0 sacks, two QB hits and one forced fumble in the Week 6 overtime victory over Seattle.
- Watt is the first NFL player to have 2.0 or more sacks and a forced fumble in OT since sacks were first tracked for defenders beginning in 1982.
- Watt is the second player in the NFL to register at least three tackles for loss, three passes defended, 2.0 sacks and one forced fumble in the same game since 2005.

PLAYERS WITH 4 SACKS, 3 TFL AND 2 PD IN GAME SINCE 2005

| PLAYER   |
|--|
| T.J. Watt, Pittsburgh vs. Cleveland (Jan. 3, 2022)           |
| Justin Houston, Kansas City at Philadelphia (Sept. 19, 2013) |
| Shaun Phillips, San Diego vs. Arizona (Oct. 3, 2010)         |

PLAYERS WITH 3 TFL, 3 PDS, 2.0 SACKS, 1 FF IN GAME SINCE 2005

| PLAYER   |
|--|
| T.J. Watt, Pittsburgh vs. Seattle (Oct. 17, 2021)            |
| Justin Houston, Kansas City at Philadelphia (Sept. 19, 2013) |

- Watt is the fourth player in the NFL to register at least three passes defended, 2.0 sacks and one forced fumble in the same game since 2005.

PLAYERS WITH 3 PDS, 2.0 SACKS, 1 FF IN GAME SINCE 2005

| PLAYER   |
|--|
| T.J. Watt, Pittsburgh vs. Seattle (Oct. 17, 2021)                    |
| Anthony Lanier, Washington Football Team vs. Arizona (Dec. 17, 2017) |
| Alex Brown, Chicago at Tampa Bay (Nov. 27, 2005)                     |
| Justin Houston, Kansas City at Philadelphia (Sept. 19, 2003)         |

- Watt has recorded 50.0 sacks in 40 career games at Heinz Field. He has collected at least half a sack in 27 of the last 30 home games.
- No player (Derrick Thomas had 45.5) has registered more sacks over the first 40 career home games in NFL history.

**MOST SACKS IN NFL HISTORY OVER FIRST 40 CAREER HOME GAMES**

| RANK | PLAYER         | SACKS |
|------|----------------|-------|
| 1.   | T.J. Watt      | 50.0  |
| 2.   | Derrick Thomas | 45.5  |
| 3.   | Reggie White   | 43.0  |
| 4.   | J.J. Watt      | 39.0  |
| 5.   | Dwight Freeney | 36.0  |

**T.J. (S)WATT THE QUARTERBACK**

- LB T.J. Watt's has registered 150 QB hits since entering the NFL in 2017, which is the most in the League over the span.

**NFL QUARTERBACK HIT LEADERS SINCE 2017**

| RANK | PLAYER         | QB HITS |
|------|----------------|---------|
| 1.   | T.J. Watt      | 150     |
| 2.   | Aaron Donald   | 145     |
| 3.   | Matt Judon     | 118     |
| 4.   | Myles Garrett  | 116     |
| 5.   | Cameron Jordan | 112     |

- Watt's 39 QB hits lead the NFL since the start of the 2021 season.

**NFL QUARTERBACK HIT LEADERS IN 2021**

| RANK | PLAYER         | QB HITS |
|------|----------------|---------|
| 1.   | T.J. Watt      | 39      |
| 2.   | Myles Garrett  | 33      |
| 3.   | Nick Bosa      | 32      |
| 4.   | Micah Parsons  | 30      |
|      | Jonathan Allen | 30      |
|      | Maxx Crosby    | 30      |

- Watt's 80 QB hits lead the NFL since the start of the 2020 season.

**NFL QUARTERBACK HIT LEADERS SINCE 2020**

| RANK | PLAYER           | QB HITS |
|------|------------------|---------|
| 1.   | T.J. Watt        | 80      |
| 2.   | Aaron Donald     | 53      |
| 3.   | Trey Hendrickson | 52      |
| 4.   | Myles Garrett    | 51      |
| 5.   | Joey Bosa        | 47      |

- Watt's 116 QB hits lead the NFL since the start of the 2019 season.

**NFL QUARTERBACK HIT LEADERS SINCE 2019**

| RANK | PLAYER          | QB HITS |
|------|-----------------|---------|
| 1.   | T.J. Watt       | 116     |
| 2.   | Matt Judon      | 79      |
| 3.   | Joey Bosa       | 78      |
| 4.   | Aaron Donald    | 77      |
| 5.   | Shaquil Barrett | 75      |

- Watt's 137 QB hits lead the NFL since the start of the 2018 season.

**NFL QUARTERBACK HIT LEADERS SINCE 2018**

| RANK | PLAYER        | QB HITS |
|------|---------------|---------|
| 1.   | T.J. Watt     | 137     |
| 2.   | Aaron Donald  | 118     |
| 3.   | Matt Judon    | 99      |
| 4.   | Myles Garrett | 98      |
| 5.   | Chris Jones   | 94      |

- Watt's 150 QB hits are the second-most over a player's first 77 career regular-season games in NFL history.

**MOST QB HITS IN NFL HISTORY OVER FIRST 77 REGULAR-SEASON GAMES**

| RANK | PLAYER       | QB HITS |
|------|--------------|---------|
| 1.   | J.J. Watt    | 201     |
| 2.   | T.J. Watt    | 150     |
| 3.   | Aaron Donald | 145     |
| 4.   | Von Miller   | 132     |
| 5.   | Joey Bosa    | 129     |

- Watt's 150 QB hits are the most by a linebacker over his first 77 career regular-season games in NFL history.

**MOST QB HITS BY LINEBACKER IN NFL HISTORY OVER FIRST 77 REGULAR-SEASON GAMES**

| RANK | PLAYER        | QB HITS |
|------|---------------|---------|
| 1.   | T.J. Watt     | 150     |
| 2.   | Von Miller    | 132     |
| 3.   | Cameron Wake  | 116     |
| 4.   | Clay Matthews | 114     |
| 5.   | Matt Judon    | 104     |

**T.J. WATT KNOWS THE TFL**

- LB T.J. Watt's has registered 81 tackles for loss since entering the NFL in 2017, which is the second-most in the League.

**NFL TFL LEADERS SINCE 2017**

| RANK | PLAYER         | TFLS |
|------|----------------|------|
| 1.   | Aaron Donald   | 93   |
| 2.   | T.J. Watt      | 81   |
| 3.   | Cameron Jordan | 74   |
| 4.   | Chandler Jones | 66   |
| 5.   | Matt Judon     | 64   |

- Watt's 21 tackles for loss led the NFL in 2021.

**NFL TFL LEADERS IN 2021**

| RANK | PLAYER        | TFL |
|------|---------------|-----|
| 1.   | T.J. Watt     | 21  |
|      | Nick Bosa     | 21  |
| 3.   | Micah Parsons | 20  |
| 4.   | Aaron Donald  | 19  |
|      | Von Miller    | 19  |

- Watt's 44 tackles for loss lead the NFL since the start of the 2020 season.

## NFL TFL LEADERS SINCE 2020

| RANK | PLAYER         | TFL |
|------|----------------|-----|
| 1.   | T.J. Watt      | 44  |
| 2.   | Aaron Donald   | 33  |
| 3.   | Roquan Smith   | 30  |
| 4.   | Haason Reddick | 27  |
|      | Myles Garrett  | 27  |
|      | Maxx Crosby    | 27  |

- Watt's 58 tackles for loss lead the NFL since the start of the 2019 season.

## NFL TFL LEADERS SINCE 2019

| RANK | PLAYER          | TFLS |
|------|-----------------|------|
| 1.   | T.J. Watt       | 58   |
| 2.   | Aaron Donald    | 53   |
| 3.   | Maxx Crosby     | 43   |
| 4.   | Shaquil Barrett | 41   |
| 5.   | Cameron Jordan  | 39   |

- Watt's 71 tackles for loss are the second-most in NFL since the start of the 2018 season.

## NFL TFL LEADERS SINCE 2018

| RANK | PLAYER          | TFLS |
|------|-----------------|------|
| 1.   | Aaron Donald    | 78   |
| 2.   | T.J. Watt       | 71   |
| 3.   | Cameron Jordan  | 57   |
| 4.   | Myles Garrett   | 50   |
| 5.   | Shaquil Barrett | 47   |
|      | Matt Judon      | 47   |

- Watt's 81 TFL are the fifth-most over a player's first 77 career regular-season games in NFL history.

## MOST TFL IN NFL HISTORY OVER FIRST 77 REGULAR-SEASON GAMES

| RANK | PLAYER        | TFL |
|------|---------------|-----|
| 1.   | J.J. Watt     | 129 |
| 2.   | Aaron Donald  | 96  |
| 3.   | Von Miller    | 85  |
| 4.   | Lavonte David | 83  |
| 5.   | T.J. Watt     | 81  |

- Watt's 81 TFL are the third-most by a linebacker over his first 77 career regular-season games in NFL history.

## MOST TFL BY LINEBACKER IN NFL HISTORY OVER FIRST 77 REGULAR-SEASON GAMES

| RANK | PLAYER         | TFL |
|------|----------------|-----|
| 1.   | Von Miller     | 85  |
| 2.   | Lavonte David  | 83  |
| 3.   | T.J. Watt      | 81  |
| 4.   | Khalil Mack    | 80  |
| 5.   | Justin Houston | 77  |

## WATT WRESTLES AWAY THE FOOTBALL

- LB **T.J. Watt's** has registered 22 forced fumbles since entering the NFL in 2017, which is the most in the League.

## NFL FORCED FUMBLE LEADERS SINCE 2017

| RANK | PLAYER          | FF |
|------|-----------------|----|
| 1.   | T.J. Watt       | 22 |
| 2.   | Aaron Donald    | 19 |
|      | Chandler Jones  | 19 |
| 4.   | Darius Leonard  | 17 |
| 5.   | Yannick Ngakoue | 16 |

- Watt's 22 career forced fumbles are the most by a Steelers player since 1994.

## STEELERS FORCED FUMBLE LEADERS SINCE 1994

| RANK | PLAYER         | GP  | FF |
|------|----------------|-----|----|
| 1.   | James Harrison | 177 | 32 |
| 2.   | T.J. Watt      | 77  | 22 |
| 3.   | Joey Porter    | 122 | 18 |
|      | Jason Gildon   | 158 | 18 |
| 5.   | Levon Kirkland | 144 | 14 |

- Watt's 22 career forced fumbles are tied for the third-most over a player's first 77 career regular-season games.

## MOST FORCED FUMBLES IN NFL HISTORY OVER FIRST 77 REGULAR-SEASON GAMES

| RANK | PLAYER         | FF |
|------|----------------|----|
| 1.   | Dwight Freeney | 27 |
| 2.   | Robert Mathis  | 24 |
| 3.   | T.J. Watt      | 22 |
|      | John Abraham   | 22 |
| 5.   | DeMarcus Ware  | 21 |

- His 22 career forced fumbles are tied for the second-most by a linebacker over his first 77 career regular-season games.

MOST FORCED FUMBLES BY LINEBACKER IN NFL HISTORY OVER FIRST 77 REGULAR-SEASON GAMES

| RANK | PLAYER        | FF |
|------|---------------|----|
| 1.   | Robert Mathis | 24 |
| 2.   | T.J. Watt     | 22 |
|      | John Abraham  | 22 |
| 4.   | DeMarcus Ware | 21 |
| 5.   | Robert Quinn  | 18 |
|      | Tamba Hali    | 18 |

- Watt's 15 forced fumbles lead the NFL since the start of the 2019 season.

NFL FORCED FUMBLE LEADERS SINCE 2019

| RANK | PLAYER          | FF |
|------|-----------------|----|
| 1.   | T.J. Watt       | 15 |
| 2.   | Chandler Jones  | 14 |
| 3.   | Darius Leonard  | 13 |
| 4.   | Marlon Humphrey | 11 |
|      | Shaquil Barrett | 11 |

- Watt's seven fumble recoveries are the second-most in the NFL since the start of the 2019 season.

NFL FUMBLE RECOVERIES LEADERS BY SINCE 2019

| RANK | PLAYER   | FR |
|------|--|----|
| 1.   | Vonn Bell  | 8  |
| 2.   | T.J. Watt  | 7  |
| 3.   | Devin White  | 6  |
|      | Justin Houston   | 6  |
| 5.   | Devin Bush, Minkah Fitzpatrick and seven other players tied with | 5  |

- Watt's 25 combined interceptions (three), forced fumbles (15) and fumble recoveries (seven) are tied for the second-most in the NFL since the start of the 2019 season.

NFL COMBINED (INT, FF, FR) LEADERS SINCE 2019

| RANK | PLAYER             | INT. | FF | FR | TOT. |
|------|--------------------|------|----|----|------|
| 1.   | Darius Leonard     | 9    | 13 | 5  | 27   |
| 2.   | T.J. Watt          | 3    | 15 | 7  | 25   |
|      | J.C. Jackson       | 22   | 1  | 2  | 25   |
| 4.   | Xavien Howard      | 16   | 3  | 2  | 21   |
| 5.   | Minkah Fitzpatrick | 11   | 4  | 5  | 20   |

LET MY CAMERON GO

- DT **Cameron Heyward** registered his 10th sack of the season in Week 18 at Baltimore, which secured his second career (had 12.0 in 2017) double-digit sack season.
- Heyward is the only defensive lineman in franchise history with 9.0 or more sacks in at least four seasons.

STEELERS DEFENSIVE LINEMAN SINGLE-SEASON SACK LEADERS

| RANK | PLAYER. YEAR             | SACKS |
|------|--------------------------|-------|
| 1.   | Keith Willis, 1983       | 14.0  |
| 2.   | Cameron Heyward, 2017    | 12.0  |
|      | Keith Willis, 1986       | 12.0  |
| 4.   | Stephon Tuitt, 2020      | 11.0  |
| 5.   | Cameron Heyward, 2021    | 10.0  |
| 6.   | Cameron Heyward, 2019    | 9.0   |
| 7.   | Ray Seals, 1995          | 8.5   |
| 8.   | Cameron Heyward, 2018    | 8.0   |
|      | Aaron Smith, 2004        | 8.0   |
|      | Kimo von Oelhoffen, 2003 | 8.0   |
|      | Aaron Smith, 2001        | 8.0   |

- Heyward registered his ninth sack of the year in Week 18 vs. Cleveland.
- Heyward's six seasons of 7.0 or more sacks are tied for the eighth-most by a defensive tackle since 1982.

MOST 7.0+ SACK SEASONS BY DEFENSIVE TACKLE SINCE 1982

| RANK | PLAYER. YEARS   | SEASONS |
|------|-----------------|---------|
| 1.   | John Randle     | 12      |
| 2.   | Steve McMichael | 9       |
| 3.   | Aaron Donald    | 8       |
| 4.   | Calais Campbell | 7       |
|      | Warren Sapp     | 7       |
|      | Henry Thomas    | 7       |
|      | Trevor Pryce    | 7       |
| 8.   | Cameron Heyward | 6       |
|      | Geno Atkins     | 6       |
|      | Ray Childress   | 6       |
|      | Justin Smith    | 6       |

- DT **Cameron Heyward's** 68.0 career sacks are the most by a Steelers' defensive lineman since 1982, third-most by an active NFL defensive tackle, fifth-most in franchise history and fourth-most by a Steeler since 1982.

STEELERS DEFENSIVE LINEMAN CAREER SACK LEADERS SINCE 1982

| RANK | PLAYER. YEARS            | SACKS |
|------|--------------------------|-------|
| 1.   | Cameron Heyward, 2011-21 | 68.0  |
| 2.   | Keith Willis, 1982-91    | 59.0  |
| 3.   | Aaron Smith, 1999-2011   | 44.0  |
| 4.   | Stephon Tuitt, 2014-20   | 34.5  |
| 5.   | Brett Keisel, 2002-14    | 30.0  |

## STEELERS CAREER SACK LEADERS

| RANK | PLAYER, YEARS                          | SACKS |
|------|--|-------|
| 1.   | James Harrison, 2002, 2004-12, 2014-17 | 80.5  |
| 2.   | Jason Gildon, 1994-2003                | 77.0  |
| 3.   | L.C. Greenwood, 1969-81                | 73.5  |
| 4.   | T.J. Watt, 2017-21                     | 72.0  |
| 5.   | Cameron Heyward, 2011-21               | 68.0  |
| 6.   | Joe Greene, 1969-81                    | 66.0  |
| 7.   | Joey Porter, 1999-2006                 | 60.0  |
| 8.   | Keith Willis, 1982-91                  | 59.0  |
| 9.   | LaMarr Woodley, 2007-13                | 57.0  |
| 10.  | Greg Lloyd, 1998-97                    | 53.5  |

## ACTIVE NFL SACK LEADERS BY DEFENSIVE TACKLES

| RANK | PLAYER          | SACKS |
|------|-----------------|-------|
| 1.   | Aaron Donald    | 98.0  |
| 2.   | Ndamukong Suh   | 70.5  |
| 3.   | Cameron Heyward | 68.0  |
| 4.   | Fletcher Cox    | 58.0  |
| 5.   | Chris Jones     | 49.5  |

- Heyward's 98 tackles for loss are the third-most by an active NFL defensive tackle.

## ACTIVE NFL TFL LEADERS BY DEFENSIVE TACKLES

| RANK | PLAYER          | TFL |
|------|-----------------|-----|
| 1.   | Aaron Donald    | 150 |
| 2.   | Ndamukong Suh   | 130 |
| 3.   | Cameron Heyward | 98  |
| 4.   | Fletcher Cox    | 78  |
| 5.   | Akiem Hicks     | 73  |

- Heyward's 540 tackles are the third-most by an active NFL defensive tackle.

## ACTIVE NFL TACKLE LEADERS BY DEFENSIVE TACKLES

| RANK | PLAYER             | TACKLES |
|------|--------------------|---------|
| 1.   | Linval Joseph      | 644     |
| 2.   | Ndamukong Suh      | 590     |
| 3.   | Cameron Heyward    | 540     |
| 4.   | Sheldon Richardson | 500     |
| 5.   | Fletcher Cox       | 443     |

- Heyward's 42 passes defended lead active NFL defensive tackles.

## ACTIVE NFL PASSES DEFENDED LEADERS BY DEFENSIVE TACKLES

| RANK | PLAYER          | PDS |
|------|-----------------|-----|
| 1.   | Cameron Heyward | 42  |
| 2.   | Ndamukong Suh   | 38  |
| 3.   | Malik Jackson   | 29  |
|      | Chris Jones     | 29  |
| 5.   | Denico Autry    | 23  |

- Heyward's 226 tackles lead the NFL among defensive tackles since the start of the 2019 season.

## NFL TACKLE LEADERS BY DEFENSIVE TACKLES SINCE 2019

| RANK | PLAYER            | TACKLES |
|------|-------------------|---------|
| 1.   | Cameron Heyward   | 226     |
| 2.   | Jonathan Allen    | 193     |
| 3.   | Christian Wilkins | 192     |
| 4.   | DeForest Buckner  | 187     |
| 5.   | Grady Jarrett     | 180     |

- Heyward's 18 passes defended lead all defensive tackles in the NFL since the start of the 2019 season.

## NFL PASSES DEFENDED LEADERS BY DEFENSIVE TACKLES SINCE 2019

| RANK | PLAYER              | PDS |
|------|---------------------|-----|
| 1.   | Cameron Heyward     | 18  |
| 2.   | Chris Jones         | 13  |
| 3.   | Jeffrey Simmons     | 12  |
| 4.   | Sheldon Richardson  | 11  |
|      | Christian Wilkinson | 11  |

- Heyward's 23.0 sacks are the fourth-most among defensive tackles in the NFL since the start of the 2019 season.

## NFL SACK LEADERS BY DEFENSIVE TACKLES SINCE 2019

| RANK | PLAYER           | SACKS |
|------|------------------|-------|
| 1.   | Aaron Donald     | 38.5  |
| 2.   | Chris Jones      | 25.5  |
| 3.   | DeForest Buckner | 24.0  |
| 4.   | Cameron Heyward  | 23.0  |
| 5.   | Denico Autry     | 20.0  |

- Heyward's 33 tackles for loss are the second-most among defensive tackles in the NFL since the start of the 2019 season.

## NFL TACKLES FOR LOSS LEADERS BY DEFENSIVE TACKLES SINCE 2019

| RANK | PLAYER           | TFLS |
|------|------------------|------|
| 1.   | Aaron Donald     | 53   |
| 2.   | Cameron Heyward  | 33   |
| 3.   | DeForest Buckner | 29   |
| 4.   | Larry Ogunjobi   | 27   |
| 5.   | Arik Armstead    | 24   |

- Heyward’s nine passes defended led all defensive tackles in 2021.

NFL PASSES DEFENDED LEADERS BY DEFENSIVE TACKLES IN 2021

| RANK | PLAYER             | PDS |
|------|--------------------|-----|
| 1.   | Cameron Heyward    | 9   |
| 2.   | Jeffrey Simmons    | 6   |
|      | Denico Autry       | 6   |
| 4.   | Chris Jones        | 5   |
| 5.   | Malik Jackson      | 4   |
|      | Derrick Brown      | 4   |
|      | Aaron Donald       | 4   |
|      | Sheldon Richardson | 4   |
|      | Christian Wilkins  | 4   |

- Heyward registered five tackles, 2.0 sacks, two TFLs, and two quarterback hits in Week 10 vs. Detroit.
- The Steelers are 8-0-1 when Heyward collects at least 2.0 sacks in a game.

FITZPATRICK DOES IT AGAIN

- 5 **Minkah Fitzpatrick** led the Steelers in total tackles (124), solo stops (84) and passes defended (tied, 9).
- His 124 tackles this season are not only a career high but also led all defensive backs in the NFL in 2021.

NFL TACKLE LEADERS BY DEFENSIVE BACKS IN 2021

| RANK | PLAYER             | TACKLES |
|------|--------------------|---------|
| 1.   | Minkah Fitzpatrick | 124     |
| 2.   | Jalen Thompson     | 121     |
| 3.   | Logan Ryan         | 117     |
|      | Derwin James       | 117     |
| 5.   | Johnathan Abram    | 116     |

- His 124 tackles are tied for the fifth-most by a defensive back in a single season since 2016.

NFL TACKLE LEADERS BY DEFENSIVE BACKS SINCE 2016

| RANK | PLAYER, YEAR             | TACKLES |
|------|--------------------------|---------|
| 1.   | Budda Baker, 2019        | 147     |
| 2.   | Eric Reid, 2019          | 130     |
| 3.   | Johnathan Cyprien, 2016  | 127     |
| 4.   | Landon Collins, 2016     | 125     |
| 5.   | Minkah Fitzpatrick, 2021 | 124     |
|      | Jordan Poyer, 2020       | 124     |

- His 124 tackles are the most by a Steelers defensive back in a season since 1987.

STEELERS SINGLE-SEASON DEFENSIVE BACK TACKLE LEADERS

| RANK | PLAYER, YEAR             | TACKLES |
|------|--------------------------|---------|
| 1.   | Minkah Fitzpatrick, 2021 | 124     |
| 2.   | Terrell Edmunds, 2019    | 105     |
| 3.   | Ryan Clark, 2013         | 104     |
| 4.   | Ryan Clark, 2012         | 103     |
| 5.   | Lee Flowers, 1998        | 101     |

- Fitzpatrick has two career multi-interception games (2018-20).

- Fitzpatrick’s four defensive TDs rank tied for sixth in the NFL among active players.

NFL ACTIVE DEFENSIVE TOUCHDOWN LEADERS

| RANK | PLAYER                                    | TDS |
|------|---|-----|
| 1.   | Janoris Jackson                           | 9   |
| 2.   | Malcolm Jenkins                           | 8   |
| 3.   | Marcus Peters                             | 7   |
| 4.   | Eddie Jackson                             | 6   |
| 5.   | Deion Jones                               | 5   |
| 6.   | Minkah Fitzpatrick and nine other players | 4   |

- Fitzpatrick’s four defensive TDs are tied with Darius Slay, Marcus Peters and Eddie Jackson for the most in the NFL since he entered the League in 2018.

NFL DEFENSIVE TOUCHDOWN LEADERS SINCE 2018

| RANK | PLAYER             | TDS |
|------|--------------------|-----|
| 1.   | Minkah Fitzpatrick | 4   |
|      | Eddie Jackson      | 4   |
|      | Marcus Peters      | 4   |
|      | Darius Slay        | 4   |
| 5.   | Jadeveon Clowney   | 3   |
|      | Troy Hill          | 3   |
|      | Deion Jones        | 3   |
|      | Kyle Van Noy       | 3   |
|      | Daniel Sorensen    | 3   |

- Fitzpatrick’s 11 interceptions are tied for the seventh-most in the NFL since the start of the 2019 season.

NFL INTERCEPTION LEADERS SINCE 2019

| RANK | PLAYER             | INTS |
|------|--------------------|------|
| 1.   | J.C. Jackson       | 22   |
| 2.   | Xavien Howard      | 16   |
| 3.   | Justin Simmons     | 14   |
|      | Trevon Diggs       | 14   |
| 5.   | Tyrann Mathieu     | 13   |
|      | Quandre Diggs      | 13   |
| 7.   | Minkah Fitzpatrick | 11   |
|      | Kevin Byard        | 11   |
| 9.   | Tre'Davious White  | 10   |
|      | Kenny Moore II     | 10   |
|      | Devin McCourty     | 10   |
|      | James Bradberry    | 10   |

- Fitzpatrick’s 16 total takeaways (interceptions and fumble recoveries) are tied for the third-most in the NFL since the start of the 2019 season.

NFL TAKEAWAY (INT AND FR) LEADERS SINCE 2019

| RANK | PLAYER             | INT. | FR | TOT. |
|------|--------------------|------|----|------|
| 1.   | J.C. Jackson       | 22   | 2  | 24   |
| 2.   | Xavien Howard      | 16   | 2  | 18   |
| 3.   | Minkah Fitzpatrick | 11   | 5  | 16   |
|      | Tyrann Mathieu     | 13   | 3  | 16   |
| 5.   | Justin Simmons     | 14   | 1  | 15   |

- Fitzpatrick's 20 combined interceptions (11), forced fumbles (four) and fumble recoveries (five) are the fifth-most in the NFL since the start of the 2019 season.

#### NFL COMBINED (INT, FF, FR) LEADERS SINCE 2019

| RANK | PLAYER             | INT. | FF | FR | TOT. |
|------|--------------------|------|----|----|------|
| 1.   | Darius Leonard     | 9    | 13 | 5  | 27   |
| 2.   | T.J. Watt          | 3    | 15 | 7  | 25   |
|      | J.C. Jackson       | 22   | 1  | 2  | 25   |
| 4.   | Xavien Howard      | 16   | 3  | 2  | 21   |
| 5.   | Minkah Fitzpatrick | 11   | 4  | 5  | 20   |

#### WELCOME TO THE SCHOBERT

- The Steelers acquired LB **Joe Schobert**, who ranked fourth in the NFL with 141 tackles last season with Jacksonville, in Aug. 2021. He was one of five linebackers to register at least 100 tackles, multiple sacks and multiple interceptions last season.
- The linebackers with at least 100 tackles, two sacks and two interceptions in 2020 are below.

#### LINEBACKERS WITH 100+ TACKLES, 2.0+ SACKS, 2+ INT IN 2020

| PLAYER           | TACKLES | SACKS | INT |
|------------------|---------|-------|-----|
| Joe Schobert     | 141     | 2.5   | 3   |
| Roquan Smith     | 139     | 4     | 2   |
| Eric Wilson      | 121     | 3     | 3   |
| Foyesade Oluokun | 117     | 3     | 2   |
| Deion Jones      | 106     | 4.5   | 2   |

- Schobert registered 112 tackles, second-most on the Steelers, and seven passes defended in 2021.
- Schobert is one of three players in the NFL to register at least 100 tackles in each of the last five seasons.

#### LONGEST ACTIVE STREAKS OF 100+ TACKLE SEASONS

| RANK | PLAYER         | SEASONS |
|------|----------------|---------|
| 1.   | Bobby Wagner   | 10      |
| 2.   | Eric Kendricks | 6       |
| 3.   | Joe Schobert   | 5       |
| 4.   | Darius Leonard | 4       |
|      | Roquan Smith   | 4       |
|      | Fred Warner    | 4       |

- Schobert has recorded 661 tackles (396 solo), 27 quarterback hits, 30 passes defended, 23 tackles for loss, 11.0 sacks, 10 forced fumbles, 10 interceptions and three fumble recoveries in his six-year NFL career.
- Schobert's 633 tackles are the second-most in the NFL since the start of the 2017 season.

#### MOST TACKLES SINCE 2017

| RANK | PLAYER          | TACKLES |
|------|-----------------|---------|
| 1.   | Bobby Wagner    | 738     |
| 2.   | Joe Schobert    | 633     |
| 3.   | Blake Martinez  | 617     |
| 4.   | Zach Cunningham | 596     |
| 5.   | Eric Kendricks  | 581     |

- Schobert tallied 10 tackles, including one for loss, in Week 16 at Kansas City. He has registered at least 10 tackles in a game 25 times since 2017, which is tied for the fourth-most in the NFL.

#### MOST 10+ TACKLE GAMES SINCE 2017

| RANK | PLAYER          | GAMES |
|------|-----------------|-------|
| 1.   | Bobby Wagner    | 36    |
| 2.   | Blake Martinez  | 32    |
| 3.   | Roquan Smith    | 26    |
| 4.   | Joe Schobert    | 25    |
|      | Darius Leonard  | 25    |
|      | Zach Cunningham | 25    |

- Schobert's 10 forced fumbles are tied for the ninth-most among linebackers in the NFL since the start of the 2017 season.

#### NFL LINEBACKER FORCED FUMBLE LEADERS SINCE 2017

| RANK | PLAYER   | FF |
|------|--|----|
| 1.   | T.J. Watt                                      | 22 |
| 2.   | Chandler Jones                                 | 19 |
| 3.   | Darius Leonard                                 | 17 |
| 4.   | Khalil Mack                                    | 15 |
| 5.   | Lavonte David                                  | 14 |
| 6.   | Shaquil Barrett                                | 13 |
|      | Robert Quinn                                   | 13 |
| 8.   | Hasson Reddick                                 | 11 |
| 9.   | Joe Schobert and three other players tied with | 10 |

- His 10 interceptions are the second-most among linebackers since the start of the 2017 season.

#### INTERCEPTION LEADERS BY LINEBACKERS SINCE 2017

| RANK | PLAYER         | INT |
|------|----------------|-----|
| 1.   | Darius Leonard | 11  |
| 2.   | Joe Schobert   | 10  |
| 3.   | Deion Jones    | 8   |
|      | Eric Kendricks | 8   |
| 5.   | Alec Ogletree  | 7   |
|      | Jamie Collins  | 7   |



HADEN BREAKING IT UP

- CB **Joe Haden** has registered two career interception returns for touchdowns, including one with the Steelers.
- Haden has 10 interceptions since joining the Steelers in 2017.
- Haden's 35 passes defended are tied for the ninth-most in the NFL since the start of the 2019 season.

PASSES DEFENDED LEADERS SINCE 2019

| RANK | PLAYER            | PDS |
|------|-------------------|-----|
| 1.   | Carlton Davis     | 48  |
|      | James Bradberry   | 47  |
|      | J.C. Jackson      | 47  |
| 4.   | Marshon Lattimore | 44  |
| 5.   | Xavien Howard     | 40  |
| 6.   | Denzel Ward       | 39  |
| 7.   | Marlon Humphrey   | 38  |
| 8.   | Justin Simmons    | 36  |
| 9.   | Joe Haden         | 35  |
|      | Trevon Diggs      | 35  |
|      | Logan Ryan        | 35  |

- Since entering the NFL in 2010, Haden has recorded 155 career passes defended, which leads the League since 2010 and leads active NFL players.

ACTIVE NFL PASSES DEFENDED CAREER LEADERS

| RANK | PLAYER          | PDS |
|------|-----------------|-----|
| 1.   | Joe Haden       | 155 |
| 2.   | Janoris Jenkins | 125 |
| 3.   | Darius Slay     | 119 |
| 4.   | Richard Sherman | 116 |
| 5.   | Malcolm Jenkins | 110 |

NFL PASSES DEFENDED LEADERS SINCE 2010

| RANK | PLAYER           | PDS |
|------|------------------|-----|
| 1.   | Joe Haden        | 155 |
| 2.   | Johnathan Joseph | 132 |
| 3.   | Janoris Jenkins  | 125 |
| 4.   | Brent Grimes     | 122 |
| 5.   | Tramon Williams  | 120 |

- Haden's 155 career passes defended are the seventh-most in the NFL since 2000.

NFL PASSES DEFENSED LEADERS SINCE 2000

| RANK | PLAYER                      | PDS |
|------|-----------------------------|-----|
| 1.   | Johnathan Joseph            | 200 |
| 2.   | Champ Bailey                | 187 |
| 3.   | Terence Newman              | 182 |
| 4.   | Ronde Barber                | 179 |
| 5.   | Charles Woodson             | 168 |
| 6.   | Asante Samuel               | 164 |
| 7.   | Joe Haden                   | 155 |
| 8.   | Tramon Williams             | 153 |
| 9.   | Sheldon Brown               | 146 |
|      | Dominique Rodgers-Cromartie | 146 |

- Since entering the NFL in 2010, Haden has recorded 29 career interceptions, which is tied for the fourth-most among active players and tied for the sixth-most in the NFL over the span.

ACTIVE NFL INTERCEPTION LEADERS

| RANK | PLAYER          | INT |
|------|-----------------|-----|
| 1.   | Richard Sherman | 37  |
| 2.   | Marcus Peters   | 31  |
|      | Devin McCourty  | 31  |
| 4.   | Joe Haden       | 29  |
|      | Harrison Smith  | 29  |

NFL INTERCEPTION LEADERS SINCE 2010

| RANK | PLAYER           | INT |
|------|------------------|-----|
| 1.   | Richard Sherman  | 37  |
| 2.   | Marcus Peters    | 31  |
|      | Reggie Nelson    | 31  |
|      | Devin McCourty   | 31  |
| 5.   | Earl Thomas      | 30  |
| 6.   | Joe Haden        | 29  |
|      | Harrison Smith   | 29  |
|      | Patrick Peterson | 29  |

- Haden has registered at least two passes defended in a single game 37 times in his career.
- Haden has registered at least three passes defended in a single game 15 times in his career.
- Haden has recorded at least four passes defended in a single game four times in his career.
- Haden has twice recorded at least five passes defended in a single game in his career.

## WIZARD OF BOZ

- K **Chris Boswell** went 36-of-40 on field goal attempts (90.0%), including 19-of-22 (86.4%) on field goal attempts of 40 yards or longer in 2021.
- His 36 field goals made are not only tied for the second-most in the NFL this season but they are the most in single-season franchise history (bested his previous mark of 35 field goals made in 2017).

## NFL FIELD GOALS MADE LEADERS IN 2021

| RANK | PLAYER         | FGM |
|------|----------------|-----|
| 1.   | Daniel Carlson | 40  |
| 2.   | Chris Boswell  | 36  |
|      | Nick Folk      | 36  |
| 4.   | Justin Tucker  | 35  |
| 5.   | Greg Joseph    | 33  |

## MOST FIELD GOALS MADE IN SINGLE-SEASON STEELERS HISTORY

| RANK | PLAYER              | FGM |
|------|---------------------|-----|
| 1.   | Chris Boswell, 2021 | 36  |
| 2.   | Chris Boswell, 2017 | 35  |
| 3.   | Norm Johnson, 1995  | 34  |
| 4.   | Gary Anderson, 1985 | 33  |
| 5.   | Shaun Suisham, 2013 | 30  |
|      | Kris Brown, 2001    | 30  |

- Since joining the Steelers in 2015, K **Chris Boswell** is 182-of-206 on field goal attempts (88.3%), including 78-of-96 (81.3%) on field goal attempts of 40 yards or longer.
- Boswell made a franchise record 25 consecutive field goals, which was the longest active streak in the NFL when it ended in Week 11 of 2020 at Jacksonville.
- Boswell's streak of 20 consecutive field goals made was snapped in Week 14 at Minnesota. His 20 consecutive field goals made is the fourth-longest in franchise history.

## MOST CONSECUTIVE FG IN STEELERS HISTORY

| RANK | KICKER, YEARS          | CONSECUTIVE FGs |
|------|------------------------|-----------------|
| 1.   | Chris Boswell, 2019-20 | 25              |
| 2.   | Shaun Suisham, 2013-14 | 24              |
| 3.   | Jeff Reed, 2004-05     | 22              |
| 4.   | Chris Boswell, 2021    | 20              |
| 5.   | Gary Anderson, 1994    | 19              |
|      | Jeff Reed, 2007-08     | 19              |
| 7.   | Gary Anderson, 1985    | 18              |
| 8.   | Chris Boswell, 2016-17 | 17              |
|      | Norm Johnson, 1997     | 17              |
| 10.  | Chris Boswell, 2017    | 16              |
|      | Shaun Suisham, 2012-13 | 16              |

- Boswell ranks second in field goal percentage (88.3%) among all NFL kickers with at least 200 field goal attempts since the start of the 2015 season.

## FG PERCENTAGE LEADERS SINCE 2015 (MIN. 200 ATTEMPTS)

| RANK | KICKER         | M-A     | FG%  |
|------|----------------|---------|------|
| 1.   | Justin Tucker  | 229-250 | 91.6 |
| 2.   | Chris Boswell  | 182-206 | 88.3 |
| 3.   | Robbie Gould   | 177-201 | 88.1 |
| 4.   | Dustin Hopkins | 181-214 | 84.6 |
| 5.   | Matt Prater    | 188-223 | 84.3 |

- Boswell has connected on 84-of-91 field goal attempts (92.3%), including 37-of-43 (86.0%) on field goal attempts of 40 yards or longer, since the start of the 2019 season.
- Boswell ranks third in field goal percentage (92.3%) among all NFL kickers with at least 90 field goal attempts.

## FG PERCENTAGE LEADERS SINCE 2019 (MIN. 90 ATTEMPTS)

| RANK | KICKER          | FGM-FGA | FG%  |
|------|-----------------|---------|------|
| 1.   | Justin Tucker   | 89-95   | 93.7 |
| 2.   | Younghoe Koo    | 87-94   | 92.6 |
| 3.   | Chris Boswell   | 84-91   | 92.3 |
| 4.   | Harrison Butker | 82-91   | 90.1 |
| 5.   | Daniel Carlson  | 92-104  | 88.5 |

- Boswell's 88.3 field goal percentage is the highest in Steelers history among kickers with at least 100 field goal attempts.

## STEELERS ALL-TIME FG PERCENTAGE LEADERS (MIN. 100 ATTEMPTS)

| RANK | KICKER, YEARS               | FGM-FGA | FG%  |
|------|-----------------------------|---------|------|
| 1.   | Chris Boswell, 2015-current | 183-206 | 88.3 |
| 2.   | Shaun Suisham, 2010-14      | 124-141 | 87.9 |
| 3.   | Norm Johnson, 1995-98       | 105-127 | 82.7 |
| 4.   | Jeff Reed, 2002-10          | 204-249 | 81.9 |
| 5.   | Gary Anderson, 1982-94      | 309-395 | 78.2 |

- Boswell became the third player in team history with at least 150 field goals made in Week 2 of 2021.

## STEELERS ALL-TIME FG MADE LEADERS

| RANK | KICKER, YEARS               | FGM |
|------|-----------------------------|-----|
| 1.   | Gary Anderson, 1982-94      | 309 |
| 2.   | Jeff Reed, 2002-10          | 204 |
| 3.   | Chris Boswell, 2015-current | 183 |
| 4.   | Roy Gerela, 1971-78         | 146 |
| 5.   | Shaun Suisham, 2010-14      | 124 |

- Boswell has registered 31 career games with three or more field goals made.
- Boswell has made 33 of his 34 field goal attempts in his regular-season career against Cincinnati. He missed his first career kick against the Bengals in Week 3.
- Boswell has connected on four or more field goals in a single game 12 times in his career.

BOZ IN THE CLUTCH

- K **Chris Boswell** was one of two kickers in the NFL in 2021 with three or more field goals made in a single quarter (and both came in the fourth quarter, Week 9 vs. Chicago, and Week 15 vs. Tennessee).
- Boswell was the first kicker in the NFL with three or more field goals made in multiple fourth quarters in the same season since Cairo Santos (Kansas City) in Week 2 and Week of 2016.
- Boswell has registered nine career game-winning field goals (last five min. of the fourth quarter or overtimes), which ranks tied for second in franchise history.

MOST GAME-WINNING FG IN LAST 5 MINUTES OF 4TH QUARTER OR OVERTIME (REGULAR AND POSTSEASON) IN FRANCHISE HISTORY

| RANK | KICKER. YEARS               | FGM |
|------|-----------------------------|-----|
| 1.   | Jeff Reed, 2002-10          | 11  |
| 2.   | Chris Boswell, 2015-current | 9   |
|      | Gary Anderson, 1982-94      | 9   |
| 4.   | Shaun Suisham, 2010-14      | 7   |
| 5.   | Norm Johnson, 1995-98       | 4   |

BOSWELL GAME-WINNING FG IN LAST 5 MINUTES OF 4TH QUARTER OR OVERTIME (REGULAR AND POSTSEASON)

| YD | DATE       | OPP    | Q  | TIME | PRE   | POST  | FINAL         |
|----|------------|--------|----|------|-------|-------|---------------|
| 18 | 11/8/2015  | vs Oak | 4  | 0:02 | 35-35 | 38-35 | W, 38-35      |
| 35 | 1/9/2016   | at Cin | 4  | 0:14 | 15-16 | 18-16 | W, 18-16      |
| 33 | 11/12/2017 | at Ind | 4  | 0:00 | 17-17 | 20-17 | W, 20-17      |
| 53 | 11/26/2017 | vs GB  | 4  | 0:00 | 28-28 | 31-28 | W, 31-28      |
| 38 | 12/4/2017  | at Cin | 4  | 0:00 | 20-20 | 23-20 | W, 23-20      |
| 46 | 12/10/2017 | vs Bal | 4  | 0:42 | 36-38 | 39-38 | W, 39-38      |
| 35 | 12/30/2018 | vs Cin | 4  | 1:56 | 13-13 | 16-13 | W, 16-13      |
| 37 | 10/17/2021 | vs Sea | OT | --   | 20-20 | 23-20 | W, 23-20 (ot) |
| 40 | 11/8/2021  | vs Chi | 4  | 0:26 | 26-27 | 29-27 | W, 29-27      |
| 36 | 12/9/2021  | at BAL | OT | 1:56 | 13-13 | 16-13 | W, 16-13      |

- Boswell has made 11 of 13 career field goals (84.6%) in the final two minutes of regulation and overtime.

BOZ FROM 50-PLUS

- K **Chris Boswell** has connected on 15 of his last 17 field goals of 50+ yards, including 10 of his last 11. He missed a 56-yard field as halftime expired in Week 15 vs. Tennessee, which snapped his streak of nine consecutive made field goals of 50+ yards.
- Boswell's nine straight made field goals of 50+ yards was the longest such streak in franchise history.

MOST CONSECUTIVE FG MADE FROM 50+ YARDS IN STEELERS HISTORY

| RANK | KICKER. SPAN                           | STREAK |
|------|--|--------|
| 1.   | Chris Boswell, 11/03/2019 - 12/5/2021  | 9      |
| 2.   | Chris Boswell, 11/16/2017 - 11/08/2018 | 5      |
| 3.   | Jeff Reed, 12/01/2002 - 10/17/2004     | 4      |
| 4.   | Kris Brown, 11/12/2000 - 10/14/2001    | 3      |

- Boswell's nine straight made field goals of 50+ yards was tied for the 10th-longest such streak in the NFL since the start of the 1983 season.

MOST CONSECUTIVE FG MADE FROM 50+ YARDS SINCE 1983

| RANK                     | KICKER. TEAM (SPAN)                                | STREAK |
|--------------------------|--|--------|
| 1.                       | Stephen Hauschka, Sea-Buf (9/20/2015 - 11/19/2017) | 13     |
| 2.                       | Robbie Gould, Chi (11/18/2010 - 10/10/2013)        | 12     |
|                          | Blair Walsh, Min (09/09/2012 - 09/29/2013)         | 12     |
|                          | Justin Tucker, Bal (12/27/2015 - 12/18/2016)       | 12     |
|                          | Matt Prater, Det (01/03/2016 - 09/24/2017)         | 12     |
| 5.                       | Younghoe Koo, Atl (12/08/2019 - 10/31/2021)        | 11     |
|                          | Tony Zendejas, Hou-LAN (11/13/1988 - 10/31/1993)   | 11     |
| 7.                       | Jason Hanson, Det (11/22/2007 - 11/08/2009)        | 10     |
|                          | Jason Sanders, Mia (10 12/01/2019 - 11/29/2020)    | 10     |
|                          | Ryan Longwell, Min (09/14/2008 - 10/23/2011)       | 10     |
| 10.                      | Chris Boswell, Pit (11/03/2019 - 12/5/2021)        | 9      |
|                          | Adam Vinatieri, Ind (10/04/2015 - 10/09/2016)      | 9      |
|                          | Justin Tucker, Bal (10/15/2017 - 11/18/2018)       | 9      |
|                          | Matt Bryant, Atl (11/11/2010 - 11/10/2013)         | 9      |
|                          | Matt Bryant, Atl (11/05/2017 - 11/18/2018)         | 9      |
| 15.                      | Morten Andersen, Atl (10/01/1995 - 10/20/1996)     | 8      |
|                          | Phil Dawson, SF (11/10/2013 - 10/13/2014)          | 8      |
|                          | Robbie Gould, Chi-SF (12/20/2015 - 11/12/2018)     | 8      |
|                          | Harrison Butker, KC (12/01/2019 - 10/17/2021)      | 8      |
|                          | Brandon McManus, Den (09/27/2020 - 12/06/2020)     | 8      |
|                          | Stephen Gostkowski, NE (12/01/2013 - 11/15/2015)   | 8      |
| *indicates active streak |  |        |

- Boswell has made 17-of-21 (81.0%) field goal attempts in his NFL career from 50 yards or further, including a franchise-best 59-yard try in Week 9 of 2020 at AT&T Stadium against Dallas and a Heinz Field-best 56-yard try in Week 2 vs. Las Vegas.
- No kicker made a field goal of at least 50 yards in the first nine seasons of Heinz Field (2001-09). In fact, prior to Boswell joining the Steelers in 2015, Heinz Field witnessed just four field goals of at least 50 yards.
- Boswell has 14 field goals of at least 50 yards at Heinz Field in his career.
- Boswell's 17 field goals made from 50-plus yards are the most in Steelers history (Gary Anderson and Jeff Reed shared the previous franchise record with eight).

HIGHEST 50+ YARD FG PERCENTAGE FRANCHISE HISTORY (MIN. 15 50+ FGA)

| RANK | PLAYER        | FG-FGA | PCT. |
|------|---------------|--------|------|
| 1.   | Chris Boswell | 17-21  | 81.0 |
| 2.   | Jeff Reed     | 8-17   | 47.1 |
| 3.   | Gary Anderson | 8-27   | 29.6 |

HIGHEST 50+ YARD FG PERCENTAGE DURING SUPER BOWL ERA (MIN. 20 50+ FGA)

| RANK | PLAYER             | FG-FGA | PCT. |
|------|--------------------|--------|------|
| 1.   | Chris Boswell      | 17-21  | 81.0 |
| 2.   | Stephen Gostkowski | 33-43  | 76.7 |
| 3.   | Matt Prater        | 66-89  | 74.2 |
| 4.   | Tony Zendejas      | 17-23  | 73.9 |
| 5.   | Justin Tucker      | 48-66  | 72.7 |

- Boswell connected on 54 and 52-yard field goals in Week 9 vs. Chicago and added a 40-yard field goal with 30 seconds remaining in the fourth quarter that gave the Steelers a 29-27 lead. He also added a fumble recovery.
- Boswell is the first player in NFL history to make two 50+ yard field goals, make a game-winning field goal and recover an opponent's fumble all in the same game.
- Boswell connected on a 56-yard field goal in Week 2 vs. Las Vegas with 3:42 remaining in the fourth quarter that cut the Raiders' lead to 23-17.
- His 56-yard field goal is the longest in Heinz Field history – topping the previous mark of 53 yards by both Boswell vs. Green Bay on Nov. 26, 2017 and Dallas' Dan Bailey vs. Pittsburgh on Nov. 13, 2016 as the longest field goal conversion at the stadium since it opened in 2001.
- The 56-yard kick is the second-longest in team history and is the longest such kick since Nov. 8, 2020 at Dallas Cowboys (Chris Boswell, 59).

### LONGEST FG IN FRANCHISE HISTORY

| RANK | PLAYER (DATE, OPP.)                      | FG |
|------|--|----|
| 1.   | Chris Boswell (11/8/20 at Dallas)        | 59 |
| 2.   | Chris Boswell (9/19/21 vs. Las Vegas)    | 56 |
| 3.   | Gary Anderson (11/25/84 vs. San Diego)   | 55 |
|      | Kris Brown (10/14/01 at Kansas City)     | 55 |
| 5.   | Chris Boswell (11/8/21 vs. Chicago)      | 54 |
|      | Gary Anderson (12/8/91 at Houston)       | 54 |
| 7.   | Chris Boswell (12/5/21 vs. Baltimore)    | 53 |
|      | Chris Boswell (11/26/17 vs. Green Bay)   | 53 |
|      | Gary Anderson (10/21/84 at Indianapolis) | 53 |
|      | Jeff Reed (11/8/10 at Cincinnati)        | 53 |
|      | Jeff Reed (9/21/08 at Philadelphia)      | 53 |
|      | Shaun Suisham (11/9/14 at N.Y. Jets)     | 53 |

### LONGEST FG IN HEINZ FIELD HISTORY

| RANK | PLAYER, TEAM (DATE, OPP.)                          | FG |
|------|--|----|
| 1.   | Chris Boswell, Pittsburgh (9/19/21 vs. Las Vegas)  | 56 |
| 2.   | Chris Boswell, Pittsburgh (11/8/21 vs. Chicago)    | 54 |
| 3.   | Chris Boswell, Pittsburgh (12/5/21 vs. Baltimore)  | 53 |
|      | Chris Boswell, Pittsburgh (11/26/17 vs. Green Bay) | 53 |
|      | Dan Bailey, Dallas (11/13/16 at Pittsburgh)        | 53 |
| 6.   | Chris Boswell, Pittsburgh (11/8/21 vs. Chicago)    | 52 |
|      | Chris Boswell, Pittsburgh (10/17/21 vs. Seattle)   | 52 |
|      | Chris Boswell, Pittsburgh (12/10/17 vs. Baltimore) | 52 |
|      | Jeff Reed, Pittsburgh (9/12/10 vs. Atlanta)        | 52 |
|      | Justin Tucker, Baltimore (10/1/15 at Pittsburgh)   | 52 |

- Boswell made eight field goals of 50 yards or longer in 2021 – the most by a Steelers kicker in a single season. His eight 50+-yard field goals are the second most in the NFL this season.

### MOST 50+ YARD FIELD GOALS IN 2021

| RANK | KICKER          | FGM |
|------|-----------------|-----|
| 1.   | Evan McPherson  | 9   |
| 2.   | Chris Boswell   | 8   |
| 3.   | Harrison Butker | 7   |
|      | Greg Joseph     | 7   |
|      | Graham Gano     | 7   |
|      | Matt Prater     | 7   |

### MOST 50+ YARD FIELD GOALS IN SINGLE-SEASON STEELERS HISTORY

| RANK | KICKER, YEAR        | FGM |
|------|---------------------|-----|
| 1.   | Chris Boswell, 2021 | 8   |
| 2.   | Chris Boswell, 2017 | 4   |
| 3.   | Chris Boswell, 2015 | 2   |
|      | Kris Brown, 2001    | 2   |
|      | Jeff Reed, 2010     | 2   |
|      | Jeff Reed, 2004     | 2   |

- His eight 50+-yard field goals are tied for the fifth-most in a single season since 2000.

### MOST 50+ YARD FIELD GOALS SINCE 2000

| RANK | KICKER, YEAR          | FGM |
|------|-----------------------|-----|
| 1.   | Brandon McManus, 2020 | 10  |
|      | Justin Tucker, 2016   | 10  |
|      | Blaine Walsh, 2012    | 10  |
| 4.   | Evan McPherson        | 9   |
| t-5. | Chris Boswell         | 8   |

- Boswell's 59-yard field goal in Week 9 at Dallas in 2020 was the longest field goal in franchise history. The previous mark was 55 yards by both Kris Brown (10/14/01 at Kansas City) and Gary Anderson (11/25/84 vs. San Diego).

### MILES KILLING IT ON SPECIAL TEAMS

- 5 Miles Killebrew** registered his second blocked punt of the season, which led the NFL, in Week 11 at Los Angeles.
- Killebrew is the first Steelers player to block multiple punts in the same season since 1960.

| AMERICAN FOOTBALL CONFERENCE |    |    |   |      |     |     |         |       |       |        |       |        |
|------------------------------|----|----|---|------|-----|-----|---------|-------|-------|--------|-------|--------|
| EAST DIVISION                |    |    |   |      |     |     |         |       |       |        |       |        |
| TEAM                         | W  | L  | T | PCT  | PF  | PA  | NET PTS | HOME  | AWAY  | CONF   | DIV   | STREAK |
| Buffalo Bills                | 11 | 6  | 0 | .647 | 483 | 289 | 194     | 6-3-0 | 5-3-0 | 7-5-0  | 5-1-0 | Won 4  |
| New England Patriots         | 10 | 7  | 0 | .588 | 462 | 303 | 159     | 4-5-0 | 6-2-0 | 8-4-0  | 3-3-0 | Lost 1 |
| Miami Dolphins               | 9  | 8  | 0 | .529 | 341 | 373 | -32     | 6-3-0 | 3-5-0 | 6-6-0  | 4-2-0 | Won 1  |
| New York Jets                | 4  | 13 | 0 | .235 | 310 | 504 | -194    | 3-6-0 | 1-7-0 | 4-8-0  | 0-6-0 | Lost 2 |
| NORTH DIVISION               |    |    |   |      |     |     |         |       |       |        |       |        |
| TEAM                         | W  | L  | T | PCT  | PF  | PA  | NET PTS | HOME  | AWAY  | CONF   | DIV   | STREAK |
| Cincinnati Bengals           | 10 | 7  | 0 | .588 | 460 | 376 | 84      | 5-4-0 | 5-3-0 | 8-4-0  | 4-2-0 | Lost 1 |
| Pittsburgh Steelers          | 9  | 7  | 1 | .559 | 343 | 398 | -55     | 6-2-1 | 3-5-0 | 7-5-0  | 4-2-0 | Won 2  |
| Cleveland Browns             | 8  | 9  | 0 | .471 | 349 | 371 | -22     | 6-3-0 | 2-6-0 | 5-7-0  | 3-3-0 | Won 1  |
| Baltimore Ravens             | 8  | 9  | 0 | .471 | 387 | 392 | -5      | 5-4-0 | 3-5-0 | 5-7-0  | 1-5-0 | Lost 6 |
| SOUTH DIVISION               |    |    |   |      |     |     |         |       |       |        |       |        |
| TEAM                         | W  | L  | T | PCT  | PF  | PA  | NET PTS | HOME  | AWAY  | CONF   | DIV   | STREAK |
| Tennessee Titans             | 12 | 5  | 0 | .706 | 419 | 354 | 65      | 7-2-0 | 5-3-0 | 8-4-0  | 5-1-0 | Won 3  |
| Indianapolis Colts           | 9  | 8  | 0 | .529 | 451 | 365 | 86      | 4-5-0 | 5-3-0 | 7-5-0  | 3-3-0 | Lost 2 |
| Houston Texans               | 4  | 13 | 0 | .235 | 280 | 452 | -172    | 2-7-0 | 2-6-0 | 4-8-0  | 3-3-0 | Lost 2 |
| Jacksonville Jaguars         | 3  | 14 | 0 | .176 | 253 | 457 | -204    | 3-6-0 | 0-8-0 | 3-9-0  | 1-5-0 | Won 1  |
| WEST DIVISION                |    |    |   |      |     |     |         |       |       |        |       |        |
| TEAM                         | W  | L  | T | PCT  | PF  | PA  | NET PTS | HOME  | AWAY  | CONF   | DIV   | STREAK |
| Kansas City Chiefs           | 12 | 5  | 0 | .706 | 480 | 364 | 116     | 7-2-0 | 5-3-0 | 7-5-0  | 5-1-0 | Won 1  |
| Las Vegas Raiders            | 10 | 7  | 0 | .588 | 374 | 439 | -65     | 5-4-0 | 5-3-0 | 8-4-0  | 3-3-0 | Won 4  |
| Los Angeles Chargers         | 9  | 8  | 0 | .529 | 474 | 459 | 15      | 5-4-0 | 4-4-0 | 6-6-0  | 3-3-0 | Lost 1 |
| Denver Broncos               | 7  | 10 | 0 | .412 | 335 | 322 | 13      | 4-5-0 | 3-5-0 | 3-9-0  | 1-5-0 | Lost 4 |
| NATIONAL FOOTBALL CONFERENCE |    |    |   |      |     |     |         |       |       |        |       |        |
| EAST DIVISION                |    |    |   |      |     |     |         |       |       |        |       |        |
| TEAM                         | W  | L  | T | PCT  | PF  | PA  | NET PTS | HOME  | AWAY  | CONF   | DIV   | STREAK |
| Dallas Cowboys               | 12 | 5  | 0 | .706 | 530 | 358 | 172     | 5-3-0 | 7-2-0 | 10-2-0 | 6-0-0 | Won 1  |
| Philadelphia Eagles          | 9  | 8  | 0 | .529 | 444 | 385 | 59      | 3-5-0 | 6-3-0 | 7-5-0  | 3-3-0 | Lost 1 |
| Washington Football Team     | 7  | 10 | 0 | .412 | 335 | 434 | -99     | 3-5-0 | 4-5-0 | 6-6-0  | 2-4-0 | Won 1  |
| New York Giants              | 4  | 13 | 0 | .235 | 258 | 416 | -158    | 3-5-0 | 1-8-0 | 3-9-0  | 1-5-0 | Lost 6 |
| NORTH DIVISION               |    |    |   |      |     |     |         |       |       |        |       |        |
| TEAM                         | W  | L  | T | PCT  | PF  | PA  | NET PTS | HOME  | AWAY  | CONF   | DIV   | STREAK |
| Green Bay Packers            | 13 | 4  | 0 | .765 | 450 | 371 | 79      | 8-0-0 | 5-4-0 | 9-3-0  | 4-2-0 | Lost 1 |
| Minnesota Vikings            | 8  | 9  | 0 | .471 | 425 | 426 | -1      | 5-3-0 | 3-6-0 | 6-6-0  | 4-2-0 | Won 1  |
| Chicago Bears                | 6  | 11 | 0 | .353 | 311 | 407 | -96     | 3-5-0 | 3-6-0 | 4-8-0  | 2-4-0 | Lost 1 |
| Detroit Lions                | 3  | 13 | 1 | .206 | 325 | 467 | -142    | 3-5-0 | 0-8-1 | 3-9-0  | 2-4-0 | Won 1  |
| SOUTH DIVISION               |    |    |   |      |     |     |         |       |       |        |       |        |
| TEAM                         | W  | L  | T | PCT  | PF  | PA  | NET PTS | HOME  | AWAY  | CONF   | DIV   | STREAK |
| Tampa Bay Buccaneers         | 13 | 4  | 0 | .765 | 511 | 353 | 158     | 7-1-0 | 6-3-0 | 8-4-0  | 4-2-0 | Won 3  |
| New Orleans Saints           | 9  | 8  | 0 | .529 | 364 | 335 | 29      | 3-5-0 | 6-3-0 | 7-5-0  | 4-2-0 | Won 2  |
| Atlanta Falcons              | 7  | 10 | 0 | .412 | 313 | 459 | -146    | 2-6-0 | 5-4-0 | 4-8-0  | 2-4-0 | Lost 2 |
| Carolina Panthers            | 5  | 12 | 0 | .294 | 304 | 404 | -100    | 2-6-0 | 3-6-0 | 3-9-0  | 2-4-0 | Lost 7 |
| WEST DIVISION                |    |    |   |      |     |     |         |       |       |        |       |        |
| TEAM                         | W  | L  | T | PCT  | PF  | PA  | NET PTS | HOME  | AWAY  | CONF   | DIV   | STREAK |
| Los Angeles Rams             | 12 | 5  | 0 | .706 | 460 | 372 | 88      | 5-3-0 | 7-2-0 | 8-4-0  | 3-3-0 | Lost 1 |
| Arizona Cardinals            | 11 | 6  | 0 | .647 | 449 | 366 | 83      | 3-5-0 | 8-1-0 | 7-5-0  | 4-2-0 | Lost 1 |
| San Francisco 49ers          | 10 | 7  | 0 | .588 | 427 | 365 | 62      | 4-4-0 | 6-3-0 | 7-5-0  | 2-4-0 | Won 2  |
| Seattle Seahawks             | 7  | 10 | 0 | .412 | 395 | 366 | 29      | 3-5-0 | 4-5-0 | 4-8-0  | 3-3-0 | Won 2  |

## STEELERS 2021 REGULAR SEASON RECORD WHEN...

| CATEGORY                              | 2021 SEASON<br>W-L | CATEGORY                           | 2021 SEASON<br>W-L |
|---------------------------------------|--------------------|------------------------------------|--------------------|
| STEELERS AT HEINZ FIELD               | 6-2                | IN SEPTEMBER                       | 1-2                |
| STEELERS ON THE ROAD                  | 3-5                | IN OCTOBER                         | 3-1                |
| STEELERS ON GRASS                     | 8-4                | IN NOVEMBER                        | 1-2                |
| STEELERS ON ARTIFICIAL TURF           | 1-3                | IN DECEMBER                        | 2-2                |
| STEELERS IN DOMES                     | 0-0                | IN JANUARY                         | 2-0                |
| STEELERS IN RETRACTABLE ROOF STADIUMS | 0-0                |                                    |                    |
| STEELERS OUTDOORS                     | 3-0                | ON SUNDAY NIGHT                    | 1-1                |
| STEELERS INDOORS                      | 0-0                | ON THURSDAY NIGHT                  | 0-1                |
| HEINZ FIELD ROOF OPEN                 | 0-0                | ON MONDAY NIGHT                    | 2-0                |
| HEINZ FIELD ROOF CLOSED               | 0-0                | ON SATURDAY                        | 0-0                |
|                                       |                    |                                    |                    |
| STEELERS SCORE FIRST                  | 5-2                | DAY GAMES                          | 6-5                |
| OPPONENT SCORES FIRST                 | 4-5                | KICKOFF AT 12:00 EST               | 0-0                |
| STEELERS SCORE ON FIRST POSSESSION    | 2-2                | KICKOFF AT 3:00/3:05/3:15/3:35 EST | 0-0                |
| STEELERS SCORE 20 OR MORE POINTS      | 6-2                | NIGHT GAMES                        | 3-2                |
| STEELERS SCORE 19 OR LESS POINTS      | 3-5                |                                    |                    |
| STEELERS ALLOW 20 OR MORE             | 2-7                | VS. AFC NORTH OVERALL              | 4-2                |
| STEELERS ALLOW 19 OR LESS POINTS      | 7-0                | VS. AFC NORTH AT HOME              | 2-1                |
|                                       |                    | VS. AFC NORTH ON THE ROAD          | 2-1                |
|                                       |                    |                                    |                    |
| STEELERS LEAD AFTER 1ST QUARTER       | 3-1                | VS. AFC                            | 7-5                |
| STEELERS TRAIL AFTER 1ST QUARTER      | 3-6                | VS. AFC EAST                       | 1-0                |
| SCORE TIED AFTER 1ST QUARTER          | 3-0                | VS. AFC SOUTH                      | 1-0                |
| STEELERS LEAD AT HALFTIME             | 4-0                | VS. AFC WEST                       | 1-3                |
| STEELERS TRAIL AT HALFTIME            | 3-7                |                                    |                    |
| SCORE TIED AT HALFTIME                | 2-0                | VS. NFC                            | 2-2                |
| STEELERS LEAD AFTER 3RD QUARTER       | 4-0                | VS. NFC EAST                       | 0-0                |
| STEELERS TRAIL AFTER 3RD QUARTER      | 5-7                | VS. NFC SOUTH                      | 0-0                |
| SCORE TIED AFTER 3RD QUARTER          | 0-0                | VS. NFC NORTH                      | 1-2                |
| GAME GOES TO OVERTIME                 | 2-0                | VS. NFC WEST                       | 1-0                |
|                                       |                    |                                    |                    |
| STEELERS HAVE + TURNOVER RATIO        | 7-2                |                                    |                    |
| STEELERS HAVE - TURNOVER RATIO        | 0-5                |                                    |                    |
| TURNOVER RATIO EVEN                   | 2-0                |                                    |                    |
|                                       |                    |                                    |                    |
| STEELERS HAVE 30:00+TOP               | 6-1                |                                    |                    |
| STEELERS HAVE LESS THAN 30:00 TOP     | 3-6                |                                    |                    |
|                                       |                    |                                    |                    |
| STEELERS HAVE 100-YARD RUSHER         | 2-0                |                                    |                    |
| STEELERS HAVE 300 NET PASSING YARDS   | 0-0                |                                    |                    |
| STEELERS HAVE 1 100-YARD RECEIVER     | 2-3                |                                    |                    |
| STEELERS HAVE 2 100-YARD RECEIVERS    | 0-0                |                                    |                    |
|                                       |                    |                                    |                    |
| STEELERS WIN COIN TOSS                | 4-2                |                                    |                    |
| STEELERS LOSE COIN TOSS               | 5-5                |                                    |                    |



WEEK 1  
Pittsburgh Steelers 23, Buffalo Bills 16  
69,787 🌈 Highmark Stadium 🌈 Sep 12, 2021



|                           |   |   |   |    |   |    |
|---------------------------|---|---|---|----|---|----|
| Pittsburgh Steelers ..... | 0 | 0 | 6 | 17 | — | 23 |
| Buffalo Bills .....       | 3 | 7 | 0 | 6  | — | 16 |

SCORING DRIVES

| TEAM     | QTR | TIME  | SCORING PLAY   | PIT | BUF |
|----------|-----|-------|--|-----|-----|
| Bills    | 1   | 13:30 | T.Bass 37 yd. Field Goal (4-5, 1:30)                                     | 0   | 3   |
| Bills    | 2   | 00:22 | G.Davis 3 yd. pass from J.Allen (T.Bass kick) (13-91, 5:39)              | 0   | 10  |
| Steelers | 3   | 10:23 | C.Boswell 24 yd. Field Goal (10-69, 4:37)                                | 3   | 10  |
| Steelers | 3   | 01:47 | C.Boswell 20 yd. Field Goal (11-62, 4:01)                                | 6   | 10  |
| Steelers | 4   | 11:19 | D.Johnson 5 yd. pass from B.Roethlisberger (C.Boswell kick) (4-52, 2:23) | 13  | 10  |
| Steelers | 4   | 09:45 | U.Gilbert 9 yd. return of blocked punt (C.Boswell kick)                  | 20  | 10  |
| Bills    | 4   | 05:23 | T.Bass 25 yd. Field Goal (9-67, 4:22)                                    | 20  | 13  |
| Steelers | 4   | 02:42 | C.Boswell 45 yd. Field Goal (9-48, 2:41)                                 | 23  | 13  |
| Bills    | 4   | 00:46 | T.Bass 42 yd. Field Goal (10-40, 1:56)                                   | 23  | 16  |

PITTSBURGH STEELERS

| PASSING            | ATT | CP | YDS | SK/YD | TD | LG | INT | RTG  |
|--------------------|-----|----|-----|-------|----|----|-----|------|
| Ben Roethlisberger | 32  | 18 | 188 | 2/11  | 1  | 24 | 0   | 83.9 |
| TOTAL              | 32  | 18 | 188 | 2/11  | 1  | 24 | 0   | 83.9 |

| RUSHING            | ATT | YDS | AVG  | LG | TD |
|--------------------|-----|-----|------|----|----|
| Najee Harris       | 16  | 45  | 2.8  | 18 | 0  |
| Chase Claypool     | 1   | 25  | 25.0 | 25 | 0  |
| Ben Roethlisberger | 4   | 5   | 1.3  | 8  | 0  |
| TOTAL              | 21  | 75  | 3.6  | 25 | 0  |

| RECEIVING           | NO | YDS | AVG  | LG | TD |
|---------------------|----|-----|------|----|----|
| Diontae Johnson     | 5  | 36  | 7.2  | 14 | 1  |
| JuJu Smith-Schuster | 4  | 52  | 13.0 | 24 | 0  |
| Chase Claypool      | 3  | 45  | 15.0 | 22 | 0  |
| James Washington    | 2  | 10  | 5.0  | 9  | 0  |
| Pat Freiermuth      | 1  | 24  | 24.0 | 24 | 0  |
| Eric Ebron          | 1  | 19  | 19.0 | 19 | 0  |
| Najee Harris        | 1  | 4   | 4.0  | 4  | 0  |
| Zach Gentry         | 1  | -2  | -2.0 | -2 | 0  |
| TOTAL               | 18 | 188 | 10.4 | 24 | 1  |

| TOP DEFENSE        | TOT | SOLO | AST | SCK | YDS | INT |
|--------------------|-----|------|-----|-----|-----|-----|
| Devin Bush         | 10  | 6    | 4   | 0.0 | 0.0 | 0   |
| Minkah Fitzpatrick | 10  | 6    | 4   | 0.0 | 0.0 | 0   |
| James Pierre       | 6   | 6    | 0   | 0.0 | 0.0 | 0   |

| FIELD GOALS   | FGM/FGA | PERCENT | RESULTS       |
|---------------|---------|---------|---------------|
| Chris Boswell | 3-3     | 100.0   | 24G, 20G, 45G |
| TOTAL         | 3-3     | 100.0   |               |

BUFFALO BILLS

| PASSING    | ATT | CP | YDS | SK/YD | TD | LG | INT | RTG  |
|------------|-----|----|-----|-------|----|----|-----|------|
| Josh Allen | 51  | 30 | 270 | 3/16  | 1  | 37 | 0   | 79.7 |
| TOTAL      | 51  | 30 | 270 | 3/16  | 1  | 37 | 0   | 79.7 |

| RUSHING          | ATT | YDS | AVG  | LG | TD |
|------------------|-----|-----|------|----|----|
| Devin Singletary | 11  | 72  | 6.5  | 25 | 0  |
| Josh Allen       | 9   | 44  | 4.9  | 11 | 0  |
| Matt Breida      | 4   | 4   | 1.0  | 7  | 0  |
| Isaiah McKenzie  | 1   | -3  | -3.0 | -3 | 0  |
| TOTAL            | 25  | 117 | 4.7  | 25 | 0  |

| RECEIVING        | NO | YDS | AVG  | LG | TD |
|------------------|----|-----|------|----|----|
| Stefon Diggs     | 9  | 69  | 7.7  | 13 | 0  |
| Cole Beasley     | 8  | 60  | 7.5  | 12 | 0  |
| Emmanuel Sanders | 4  | 52  | 13.0 | 16 | 0  |
| Dawson Knox      | 4  | 41  | 10.3 | 13 | 0  |
| Devin Singletary | 3  | 8   | 2.7  | 5  | 0  |
| Gabriel Davis    | 2  | 40  | 20.0 | 37 | 1  |
| TOTAL            | 30 | 270 | 9.0  | 37 | 1  |

| TOP DEFENSE   | TOT | SOLO | AST | SCK | YDS  | INT |
|---------------|-----|------|-----|-----|------|-----|
| Taron Johnson | 7   | 7    | 0   | 0.0 | 0.0  | 0   |
| Jordan Poyer  | 6   | 5    | 1   | 1.0 | 10.0 | 0   |
| Micah Hyde    | 6   | 5    | 1   | 0.0 | 0.0  | 0   |

| FIELD GOALS | FGM/FGA | PERCENT | RESULTS       |
|-------------|---------|---------|---------------|
| Tyler Bass  | 3-3     | 100.0   | 37G, 25G, 42G |
| TOTAL       | 3-3     | 100.0   |               |

Team Statistics

Steelers

Bills

|                              |          |          |
|------------------------------|----------|----------|
| First Downs                  | 16       | 22       |
| 3rd-Down Eff. (Made/Att/Pct) | 4/12/33% | 8/18/44% |
| 4th-Down Eff. (Made/Att/Pct) | 0/0/0%   | 1/3/33%  |
| Total Net Yards              | 252      | 371      |
| Total Plays                  | 55       | 79       |
| Yards Per Play               | 4.6      | 4.7      |
| Rushes/Net Yards             | 21/75    | 25/117   |
| Net Passing                  | 177      | 254      |
| Pass Attempts/Completions    | 32/18    | 51/30    |
| Had Intercepted              | 0        | 0        |
| Sacked/Yards Lost            | 2/11     | 3/16     |
| Punts/Average                | 5/41.4   | 4/34.3   |
| Penalties/Yards              | 5/32     | 8/81     |
| Fumbles/Lost                 | 1/0      | 4/1      |
| Possession Time              | 26:43    | 33:17    |



26

WEEK 2  
Las Vegas Raiders 26, Pittsburgh Steelers 17  
63,707 🇺🇸 Heinz Field 🇺🇸 Sep 19, 2021



17

|                           |   |   |   |    |   |    |
|---------------------------|---|---|---|----|---|----|
| Las Vegas Raiders .....   | 3 | 6 | 7 | 10 | — | 26 |
| Pittsburgh Steelers ..... | 0 | 7 | 0 | 10 | — | 17 |

SCORING DRIVES

| TEAM     | QTR | TIME  | SCORING PLAY   | LV | PIT |
|----------|-----|-------|--|----|-----|
| Raiders  | 1   | 03:10 | D.Carson 46 yd. Field Goal (5-12, 2:34)                                  | 3  | 0   |
| Raiders  | 2   | 09:34 | D.Carson 33 yd. Field Goal (8-47, 3:58)                                  | 6  | 0   |
| Steelers | 2   | 06:25 | J.Smith-Schuster 3 yd. run (C.Boswell kick) (7-75, 3:09)                 | 6  | 7   |
| Raiders  | 2   | 00:02 | D.Carson 41 yd. Field Goal (13-53, 6:23)                                 | 9  | 7   |
| Raiders  | 3   | 05:02 | F.Moreau 9 yd. pass from D.Carr (D.Carson kick) (7-82, 4:09)             | 16 | 7   |
| Steelers | 4   | 11:15 | N.Harris 25 yd. pass from B.Roethlisberger (C.Boswell kick) (5-80, 1:41) | 16 | 14  |
| Raiders  | 4   | 09:35 | H.Ruggs 61 yd. pass from D.Carr (D.Carson kick) (5-75, 1:40)             | 23 | 14  |
| Steelers | 4   | 03:42 | C.Boswell 56 yd. Field Goal (8-30, 2:09)                                 | 23 | 17  |
| Raiders  | 4   | 00:20 | D.Carson 45 yd. Field Goal (7-46, 3:22)                                  | 26 | 17  |

LAS VEGAS RAIDERS

| PASSING    | ATT | CP | YDS | SK/YD | TD | LG  | INT | RTG   |
|------------|-----|----|-----|-------|----|-----|-----|-------|
| Derek Carr | 37  | 28 | 382 | 2/9   | 2  | 61T | 0   | 126.2 |
| TOTAL      | 37  | 28 | 382 | 2/9   | 2  | 61T | 0   | 126.2 |

| RUSHING         | ATT | YDS | AVG | LG | TD |
|-----------------|-----|-----|-----|----|----|
| Peyton Barber   | 13  | 32  | 2.5 | 13 | 0  |
| Kenyan Drake    | 7   | 9   | 1.3 | 5  | 0  |
| Derek Carr      | 4   | 9   | 2.3 | 5  | 0  |
| Henry Ruggs III | 1   | 2   | 2.0 | 2  | 0  |
| TOTAL           | 25  | 52  | 2.1 | 13 | 0  |

| RECEIVING       | NO | YDS | AVG  | LG  | TD |
|-----------------|----|-----|------|-----|----|
| Henry Ruggs III | 5  | 113 | 22.6 | 61T | 1  |
| Darren Waller   | 5  | 65  | 13.0 | 25  | 0  |
| Hunter Renfrow  | 5  | 57  | 11.4 | 23  | 0  |
| Kenyan Drake    | 5  | 46  | 9.2  | 13  | 0  |
| Bryan Edwards   | 3  | 40  | 13.3 | 18  | 0  |
| Foster Moreau   | 2  | 34  | 17.0 | 25  | 1  |
| Derek Carrier   | 2  | 13  | 6.5  | 9   | 0  |
| Willie Snead IV | 1  | 14  | 14.0 | 14  | 0  |
| TOTAL           | 28 | 382 | 13.6 | 61T | 2  |

| TOP DEFENSE        | TOT | SOLO | AST | SCK | YDS | INT |
|--------------------|-----|------|-----|-----|-----|-----|
| Denzel Perryman    | 12  | 6    | 6   | 0.0 | 0.0 | 0   |
| Johnathan Abram    | 7   | 5    | 2   | 0.0 | 0.0 | 0   |
| Trayvon Mullen Jr. | 7   | 6    | 1   | 0.0 | 0.0 | 1   |

| FIELD GOALS    | FGM/FGA | PERCENT | RESULTS            |
|----------------|---------|---------|--------------------|
| Daniel Carlson | 4-4     | 100.0   | 46G, 33G, 41G, 45G |
| TOTAL          | 4-4     | 100.0   |                    |

PITTSBURGH STEELERS

| PASSING            | ATT | CP | YDS | SK/YD | TD | LG | INT | RTG  |
|--------------------|-----|----|-----|-------|----|----|-----|------|
| Ben Roethlisberger | 40  | 27 | 295 | 2/3   | 1  | 52 | 1   | 87.0 |
| TOTAL              | 40  | 27 | 295 | 2/3   | 1  | 52 | 1   | 87.0 |

| RUSHING             | ATT | YDS | AVG  | LG | TD |
|---------------------|-----|-----|------|----|----|
| Najee Harris        | 10  | 38  | 3.8  | 14 | 0  |
| JuJu Smith-Schuster | 1   | 3   | 3.0  | 3t | 1  |
| Benny Snell Jr.     | 2   | 1   | 0.5  | 1  | 0  |
| Chase Claypool      | 1   | -3  | -3.0 | -3 | 0  |
| TOTAL               | 14  | 39  | 2.8  | 14 | 1  |

| RECEIVING           | NO | YDS | AVG  | LG  | TD |
|---------------------|----|-----|------|-----|----|
| Diontae Johnson     | 9  | 105 | 11.7 | 41  | 0  |
| JuJu Smith-Schuster | 6  | 41  | 6.8  | 17  | 0  |
| Najee Harris        | 5  | 43  | 8.6  | 25t | 1  |
| Pat Freiermuth      | 4  | 36  | 9.0  | 14  | 0  |
| Chase Claypool      | 3  | 70  | 23.3 | 52  | 0  |
| TOTAL               | 27 | 295 | 10.9 | 52  | 1  |

| TOP DEFENSE     | TOT | SOLO | AST | SCK | YDS | INT |
|-----------------|-----|------|-----|-----|-----|-----|
| Joe Schobert    | 10  | 6    | 4   | 0.0 | 0.0 | 0   |
| Robert Spillane | 10  | 7    | 3   | 0.0 | 0.0 | 0   |
| Cameron Heyward | 7   | 4    | 3   | 0.0 | 0.0 | 0   |

| FIELD GOALS   | FGM/FGA | PERCENT | RESULTS |
|---------------|---------|---------|---------|
| Chris Boswell | 1-1     | 100.0   | 56G     |
| TOTAL         | 1-1     | 100.0   |         |

Team Statistics

|                              |          |          |
|------------------------------|----------|----------|
| First Downs                  | 22       | 17       |
| 3rd-Down Eff. (Made/Att/Pct) | 5/13/38% | 5/12/42% |
| 4th-Down Eff. (Made/Att/Pct) | 1/1/100% | 0/1/0%   |
| Total Net Yards              | 425      | 331      |
| Total Plays                  | 64       | 56       |
| Yards Per Play               | 6.6      | 5.9      |
| Rushes/Net Yards             | 25/52    | 14/39    |
| Net Passing                  | 373      | 292      |
| Pass Attempts/Completions    | 37/28    | 40/27    |
| Had Intercepted              | 0        | 1        |
| Sacked/Yards Lost            | 2/9      | 2/3      |
| Punts/Average                | 4/47.5   | 4/49.3   |
| Penalties/Yards              | 5/40     | 5/43     |
| Fumbles/Lost                 | 2/0      | 1/0      |
| Possession Time              | 34:22    | 25:38    |

Raiders Steelers





WEEK 3  
Cincinnati Bengals 24, Pittsburgh Steelers 10  
58,076 Heinz Field Sep 26, 2021



|                           |   |   |    |   |   |    |
|---------------------------|---|---|----|---|---|----|
| Cincinnati Bengals .....  | 7 | 7 | 10 | 0 | — | 24 |
| Pittsburgh Steelers ..... | 0 | 7 | 0  | 3 | — | 10 |

SCORING DRIVES

| TEAM     | QTR | TIME  | SCORING PLAY   | CIN | PIT |
|----------|-----|-------|--|-----|-----|
| Bengals  | 1   | 02:54 | T.Boyd 17 yd. pass from J.Burrow (E.McPherson kick) (6-42, 3:51)             | 7   | 0   |
| Steelers | 2   | 01:04 | P.Freiermuth 4 yd. pass from B.Roethlisberger (C.Boswell kick) (15-86, 8:32) | 7   | 7   |
| Bengals  | 2   | 00:37 | J.Chase 34 yd. pass from J.Burrow (E.McPherson kick) (3-75, 0:27)            | 14  | 7   |
| Bengals  | 3   | 08:47 | E.McPherson 43 yd. Field Goal (10-55, 6:13)                                  | 17  | 7   |
| Bengals  | 3   | 06:18 | J.Chase 9 yd. pass from J.Burrow (E.McPherson kick) (3-19, 1:33)             | 24  | 7   |
| Steelers | 4   | 08:09 | C.Boswell 26 yd. Field Goal (18-88, 9:03)                                    | 24  | 10  |

CINCINNATI BENGALS

| PASSING    | ATT | CP | YDS | SK/YD | TD | LG  | INT | RTG   |
|------------|-----|----|-----|-------|----|-----|-----|-------|
| Joe Burrow | 18  | 14 | 172 | 0/0   | 3  | 34t | 1   | 122.9 |
| TOTAL      | 18  | 14 | 172 | 0/0   | 3  | 34T | 1   | 122.9 |

| RUSHING       | ATT | YDS | AVG  | LG | TD |
|---------------|-----|-----|------|----|----|
| Joe Mixon     | 18  | 90  | 5.0  | 27 | 0  |
| Joe Burrow    | 5   | 7   | 1.4  | 8  | 0  |
| Samaje Perine | 1   | -1  | -1.0 | -1 | 0  |
| TOTAL         | 24  | 96  | 4.0  | 27 | 0  |

| RECEIVING      | NO | YDS | AVG  | LG  | TD |
|----------------|----|-----|------|-----|----|
| Ja'Marr Chase  | 4  | 65  | 16.3 | 34t | 2  |
| Tyler Boyd     | 4  | 36  | 9.0  | 17t | 1  |
| Chris Evans    | 2  | 26  | 13.0 | 14  | 0  |
| Mike D. Thomas | 1  | 19  | 19.0 | 19  | 0  |
| Auden Tate     | 1  | 14  | 14.0 | 14  | 0  |
| Samaje Perine  | 1  | 8   | 8.0  | 8   | 0  |
| Joe Mixon      | 1  | 4   | 4.0  | 4   | 0  |
| TOTAL          | 14 | 172 | 12.3 | 34T | 3  |

| TOP DEFENSE      | TOT | SOLO | AST | SCK | YDS | INT |
|------------------|-----|------|-----|-----|-----|-----|
| Logan Wilson     | 14  | 6    | 8   | 0.0 | 0.0 | 2   |
| Jessie Bates III | 9   | 6    | 3   | 0.0 | 0.0 | 0   |
| Eli Apple        | 8   | 4    | 4   | 0.0 | 0.0 | 0   |

| FIELD GOALS    | FGM/FGA | PERCENT | RESULTS |
|----------------|---------|---------|---------|
| Evan McPherson | 1-1     | 100.0   | 43G     |
| TOTAL          | 1-1     | 100.0   |         |

PITTSBURGH STEELERS

| PASSING            | ATT | CP | YDS | SK/YD | TD | LG | INT | RTG  |
|--------------------|-----|----|-----|-------|----|----|-----|------|
| Ben Roethlisberger | 58  | 38 | 318 | 4/21  | 1  | 29 | 2   | 70.9 |
| TOTAL              | 58  | 38 | 318 | 4/21  | 1  | 29 | 2   | 70.9 |

| RUSHING            | ATT | YDS | AVG | LG | TD |
|--------------------|-----|-----|-----|----|----|
| Najee Harris       | 14  | 40  | 2.9 | 20 | 0  |
| Ben Roethlisberger | 1   | 5   | 5.0 | 5  | 0  |
| TOTAL              | 15  | 45  | 3.0 | 20 | 0  |

| RECEIVING           | NO | YDS | AVG  | LG | TD |
|---------------------|----|-----|------|----|----|
| Najee Harris        | 14 | 102 | 7.3  | 21 | 0  |
| Chase Claypool      | 9  | 96  | 10.7 | 29 | 0  |
| Ray-Ray McCloud     | 3  | 33  | 11.0 | 24 | 0  |
| JuJu Smith-Schuster | 3  | 25  | 8.3  | 16 | 0  |
| Pat Freiermuth      | 3  | 22  | 7.3  | 15 | 1  |
| James Washington    | 3  | 20  | 6.7  | 8  | 0  |
| Cody White          | 2  | 17  | 8.5  | 11 | 0  |
| Derek Watt          | 1  | 3   | 3.0  | 3  | 0  |
| TOTAL               | 38 | 318 | 8.4  | 29 | 1  |

| TOP DEFENSE     | TOT | SOLO | AST | SCK | YDS | INT |
|-----------------|-----|------|-----|-----|-----|-----|
| Cameron Heyward | 5   | 1    | 4   | 0.0 | 0.0 | 0   |
| Joe Schobert    | 5   | 4    | 1   | 0.0 | 0.0 | 0   |
| Terrell Edmunds | 5   | 2    | 3   | 0.0 | 0.0 | 1   |

| FIELD GOALS   | FGM/FGA | PERCENT | RESULTS   |
|---------------|---------|---------|-----------|
| Chris Boswell | 1-2     | 50.0    | 42WL, 26G |
| TOTAL         | 1-2     | 50.0    |           |

Team Statistics

|                              |         |          |
|------------------------------|---------|----------|
| First Downs                  | 12      | 21       |
| 3rd-Down Eff. (Made/Att/Pct) | 3/9/33% | 9/19/47% |
| 4th-Down Eff. (Made/Att/Pct) | 0/0/0%  | 0/2/0%   |
| Total Net Yards              | 268     | 342      |
| Total Plays                  | 42      | 77       |
| Yards Per Play               | 6.4     | 4.4      |
| Rushes/Net Yards             | 24/96   | 15/45    |
| Net Passing                  | 172     | 297      |
| Pass Attempts/Completions    | 18/14   | 58/38    |
| Had Intercepted              | 1       | 2        |
| Sacked/Yards Lost            | 0/0     | 4/21     |
| Punts/Average                | 5/48.2  | 4/40.5   |
| Penalties/Yards              | 10/89   | 10/73    |
| Fumbles/Lost                 | 0/0     | 1/0      |
| Possession Time              | 24:38   | 35:22    |

Bengals Steelers



17

**WEEK 4**  
**Pittsburgh Steelers 17, Green Bay Packers 27**  
**78,281 🇺🇸 Lambeau Field 🇺🇸 Oct 3, 2021**



27

|                           |   |    |    |   |   |    |
|---------------------------|---|----|----|---|---|----|
| Pittsburgh Steelers ..... | 7 | 3  | 0  | 7 | — | 17 |
| Green Bay Packers .....   | 0 | 17 | 10 | 0 | — | 27 |

**SCORING DRIVES**

| TEAM     | QTR | TIME  | SCORING PLAY  | PIT | GB |
|----------|-----|-------|---|-----|----|
| Steelers | 1   | 10:04 | D.Johnson 45 yd. pass from B.Roethlisberger (C.Boswell kick) (8-75, 4:56) | 7   | 0  |
| Packers  | 2   | 13:22 | Aa.Rodgers 4 yd. run (M.Crosby kick) (13-64, 4:51)                        | 7   | 7  |
| Packers  | 2   | 10:55 | R.Cobb 23 yd. pass from Aa.Rodgers (M.Crosby kick) (4-23, 1:33)           | 7   | 14 |
| Steelers | 2   | 05:41 | C.Boswell 52 yd. Field Goal (10-41, 5:14)                                 | 10  | 14 |
| Packers  | 2   | 00:05 | M.Crosby 26 yd. Field Goal (13-76, 5:36)                                  | 10  | 17 |
| Packers  | 3   | 09:31 | M.Crosby 29 yd. Field Goal (12-64, 5:29)                                  | 10  | 20 |
| Packers  | 3   | 04:46 | R.Cobb 1 yd. pass from Aa.Rodgers (M.Crosby kick) (4-40, 2:15)            | 10  | 27 |
| Steelers | 4   | 04:04 | N.Harris 1 yd. run (C.Boswell kick) (8-65, 2:53)                          | 17  | 27 |

**PITTSBURGH STEELERS**

| PASSING            | ATT | CP | YDS | SK/YD | TD | LG  | INT | RTG  |
|--------------------|-----|----|-----|-------|----|-----|-----|------|
| Ben Roethlisberger | 40  | 26 | 232 | 2/12  | 1  | 45t | 1   | 78.3 |
| <b>TOTAL</b>       | 40  | 26 | 232 | 2/12  | 1  | 45T | 1   | 78.3 |

| RUSHING         | ATT | YDS | AVG | LG | TD |
|-----------------|-----|-----|-----|----|----|
| Najee Harris    | 15  | 62  | 4.1 | 11 | 1  |
| Benny Snell Jr. | 1   | 0   | 0.0 | 0  | 0  |
| <b>TOTAL</b>    | 16  | 62  | 3.9 | 11 | 1  |

| RECEIVING           | NO | YDS | AVG  | LG  | TD |
|---------------------|----|-----|------|-----|----|
| Diontae Johnson     | 9  | 92  | 10.2 | 45t | 1  |
| Najee Harris        | 6  | 29  | 4.8  | 9   | 0  |
| James Washington    | 4  | 69  | 17.3 | 30  | 0  |
| JuJu Smith-Schuster | 2  | 11  | 5.5  | 9   | 0  |
| Eric Ebron          | 2  | 8   | 4.0  | 4   | 0  |
| Pat Freiermuth      | 1  | 11  | 11.0 | 11  | 0  |
| Zach Gentry         | 1  | 10  | 10.0 | 10  | 0  |
| Ray-Ray McCloud     | 1  | 2   | 2.0  | 2   | 0  |
| <b>TOTAL</b>        | 26 | 232 | 8.9  | 45T | 1  |

| TOP DEFENSE        | TOT | SOLO | AST | SCK | YDS | INT |
|--------------------|-----|------|-----|-----|-----|-----|
| Cameron Heyward    | 8   | 5    | 3   | 0.0 | 0.0 | 0   |
| Joe Schobert       | 8   | 5    | 3   | 0.0 | 0.0 | 0   |
| Minkah Fitzpatrick | 8   | 6    | 2   | 0.0 | 0.0 | 0   |

| FIELD GOALS   | FGM/FGA | PERCENT | RESULTS |
|---------------|---------|---------|---------|
| Chris Boswell | 1-1     | 100.0   | 52G     |
| <b>TOTAL</b>  | 1-1     | 100.0   |         |

**GREEN BAY PACKERS**

| PASSING       | ATT | CP | YDS | SK/YD | TD | LG | INT | RTG  |
|---------------|-----|----|-----|-------|----|----|-----|------|
| Aaron Rodgers | 36  | 20 | 248 | 3/12  | 2  | 28 | 0   | 95.6 |
| <b>TOTAL</b>  | 36  | 20 | 248 | 3/12  | 2  | 28 | 0   | 95.6 |

| RUSHING       | ATT | YDS | AVG | LG | TD |
|---------------|-----|-----|-----|----|----|
| AJ Dillon     | 15  | 81  | 5.4 | 25 | 0  |
| Aaron Jones   | 15  | 48  | 3.2 | 15 | 0  |
| Aaron Rodgers | 3   | 2   | 0.7 | 4t | 1  |
| <b>TOTAL</b>  | 33  | 131 | 4.0 | 25 | 1  |

| RECEIVING      | NO | YDS | AVG  | LG | TD |
|----------------|----|-----|------|----|----|
| Davante Adams  | 6  | 64  | 10.7 | 21 | 0  |
| Randall Cobb   | 5  | 69  | 13.8 | 25 | 2  |
| Aaron Jones    | 3  | 51  | 17.0 | 26 | 0  |
| Allen Lazard   | 2  | 33  | 16.5 | 28 | 0  |
| Robert Tonyan  | 2  | 8   | 4.0  | 6  | 0  |
| AJ Dillon      | 1  | 16  | 16.0 | 16 | 0  |
| Marcedes Lewis | 1  | 7   | 7.0  | 7  | 0  |
| <b>TOTAL</b>   | 20 | 248 | 12.4 | 28 | 2  |

| TOP DEFENSE        | TOT | SOLO | AST | SCK | YDS | INT |
|--------------------|-----|------|-----|-----|-----|-----|
| De'Vondre Campbell | 9   | 5    | 4   | 0.0 | 0.0 | 0   |
| Eric Stokes        | 8   | 8    | 0   | 0.0 | 0.0 | 1   |
| Oren Burks         | 6   | 3    | 3   | 0.0 | 0.0 | 0   |

| FIELD GOALS  | FGM/FGA | PERCENT | RESULTS  |
|--------------|---------|---------|----------|
| Mason Crosby | 2-2     | 100.0   | 26G, 29G |
| <b>TOTAL</b> | 2-2     | 100.0   |          |

**Team Statistics**

|                              |          |          |
|------------------------------|----------|----------|
| First Downs                  | 17       | 23       |
| 3rd-Down Eff. (Made/Att/Pct) | 4/11/36% | 9/15/60% |
| 4th-Down Eff. (Made/Att/Pct) | 0/2/0%   | 0/1/0%   |
| Total Net Yards              | 282      | 367      |
| Total Plays                  | 58       | 72       |
| Yards Per Play               | 4.9      | 5.1      |
| Rushes/Net Yards             | 16/62    | 33/131   |
| Net Passing                  | 220      | 236      |
| Pass Attempts/Completions    | 40/26    | 36/20    |
| Had Intercepted              | 1        | 0        |
| Sacked/Yards Lost            | 2/12     | 3/12     |
| Punts/Average                | 3/34.0   | 3/46.0   |
| Penalties/Yards              | 5/34     | 3/25     |
| Fumbles/Lost                 | 1/1      | 1/1      |
| Possession Time              | 25:19    | 34:41    |

**Steelers Packers**



WEEK 5  
Denver Broncos 19, Pittsburgh Steelers 27  
59,841 🇺🇸 Heinz Field 🇺🇸 Oct 10, 2021



|                           |   |    |   |    |   |    |
|---------------------------|---|----|---|----|---|----|
| Denver Broncos .....      | 3 | 3  | 0 | 13 | — | 19 |
| Pittsburgh Steelers ..... | 7 | 10 | 7 | 3  | — | 27 |

SCORING DRIVES

| TEAM     | QTR | TIME  | SCORING PLAY  | DEN | PIT |
|----------|-----|-------|---|-----|-----|
| Steelers | 1   | 12:02 | D.Johnson 50 yd. pass from B.Roethlisberger (C.Boswell kick) (6-85, 2:58)   | 0   | 7   |
| Broncos  | 1   | 01:43 | B.McManus 39 yd. Field Goal (4-8, 2:14)                                     | 3   | 7   |
| Steelers | 2   | 12:42 | C.Boswell 48 yd. Field Goal (9-45, 4:01)                                    | 3   | 10  |
| Broncos  | 2   | 05:47 | B.McManus 29 yd. Field Goal (7-49, 4:17)                                    | 6   | 10  |
| Steelers | 2   | 02:12 | N.Harris 1 yd. run (C.Boswell kick) (6-75, 3:35)                            | 6   | 17  |
| Steelers | 3   | 02:41 | C.Claypool 18 yd. pass from B.Roethlisberger (C.Boswell kick) (14-86, 7:16) | 6   | 24  |
| Broncos  | 4   | 10:15 | K.Hinton 2 yd. pass from T.Bridgewater (B.McManus kick) (14-75, 7:26)       | 13  | 24  |
| Broncos  | 4   | 05:46 | C.Sutton 39 yd. pass from T.Bridgewater (pass failed) (5-72, 1:54)          | 19  | 24  |
| Steelers | 4   | 02:29 | C.Boswell 43 yd. Field Goal (7-49, 3:17)                                    | 19  | 27  |

DENVER BRONCOS

| PASSING           | ATT | CP | YDS | SK/YD | TD | LG  | INT | RTG  |
|-------------------|-----|----|-----|-------|----|-----|-----|------|
| Teddy Bridgewater | 38  | 24 | 288 | 2/20  | 2  | 39t | 1   | 92.9 |
| TOTAL             | 38  | 24 | 288 | 2/20  | 2  | 39T | 1   | 92.9 |

| RUSHING           | ATT | YDS | AVG  | LG | TD |
|-------------------|-----|-----|------|----|----|
| Javonte Williams  | 8   | 61  | 7.6  | 49 | 0  |
| Melvin Gordon III | 9   | 34  | 3.8  | 8  | 0  |
| Teddy Bridgewater | 1   | 11  | 11.0 | 11 | 0  |
| TOTAL             | 18  | 106 | 5.9  | 49 | 0  |

| RECEIVING         | NO | YDS | AVG  | LG  | TD |
|-------------------|----|-----|------|-----|----|
| Courtland Sutton  | 7  | 120 | 17.1 | 39t | 1  |
| Tim Patrick       | 7  | 89  | 12.7 | 23  | 0  |
| Javonte Williams  | 3  | 25  | 8.3  | 10  | 0  |
| Noah Fant         | 3  | 20  | 6.7  | 9   | 0  |
| Kendall Hinton    | 2  | 25  | 12.5 | 23  | 1  |
| Melvin Gordon III | 2  | 9   | 4.5  | 6   | 0  |
| TOTAL             | 24 | 288 | 12.0 | 39T | 2  |

| TOP DEFENSE       | TOT | SOLO | AST | SCK | YDS | INT |
|-------------------|-----|------|-----|-----|-----|-----|
| Alexander Johnson | 8   | 5    | 3   | 0.0 | 0.0 | 0   |
| Justin Simmons    | 8   | 5    | 3   | 0.0 | 0.0 | 0   |
| Kareem Jackson    | 7   | 6    | 1   | 0.0 | 0.0 | 0   |

| FIELD GOALS     | FGM/FGA | PERCENT | RESULTS  |
|-----------------|---------|---------|----------|
| Brandon McManus | 2-2     | 100.0   | 39G, 29G |
| TOTAL           | 2-2     | 100.0   |          |

PITTSBURGH STEELERS

| PASSING            | ATT | CP | YDS | SK/YD | TD | LG | INT | RTG   |
|--------------------|-----|----|-----|-------|----|----|-----|-------|
| Ben Roethlisberger | 25  | 15 | 253 | 1/9   | 2  | 59 | 0   | 120.9 |
| TOTAL              | 25  | 15 | 253 | 1/9   | 2  | 59 | 0   | 120.9 |

| RUSHING             | ATT | YDS | AVG  | LG | TD |
|---------------------|-----|-----|------|----|----|
| Najee Harris        | 23  | 122 | 5.3  | 20 | 1  |
| Benny Snell Jr.     | 5   | 20  | 4.0  | 9  | 0  |
| JuJu Smith-Schuster | 2   | 6   | 3.0  | 3  | 0  |
| Kalen Ballage       | 4   | 0   | 0.0  | 3  | 0  |
| Ben Roethlisberger  | 1   | -1  | -1.0 | -1 | 0  |
| TOTAL               | 35  | 147 | 4.2  | 20 | 1  |

| RECEIVING       | NO | YDS | AVG  | LG  | TD |
|-----------------|----|-----|------|-----|----|
| Chase Claypool  | 5  | 130 | 26.0 | 59  | 1  |
| Diontae Johnson | 2  | 72  | 36.0 | 50t | 1  |
| Najee Harris    | 2  | 20  | 10.0 | 14  | 0  |
| Eric Ebron      | 2  | 10  | 5.0  | 5   | 0  |
| Pat Freiermuth  | 2  | 7   | 3.5  | 4   | 0  |
| Zach Gentry     | 1  | 13  | 13.0 | 13  | 0  |
| Ray-Ray McCloud | 1  | 1   | 1.0  | 1   | 0  |
| TOTAL           | 15 | 253 | 16.9 | 59  | 2  |

| TOP DEFENSE        | TOT | SOLO | AST | SCK | YDS | INT |
|--------------------|-----|------|-----|-----|-----|-----|
| Minkah Fitzpatrick | 10  | 5    | 5   | 0.0 | 0.0 | 0   |
| Terrell Edmunds    | 7   | 4    | 3   | 0.0 | 0.0 | 0   |
| James Pierre       | 6   | 6    | 0   | 0.0 | 0.0 | 1   |

| FIELD GOALS   | FGM/FGA | PERCENT | RESULTS  |
|---------------|---------|---------|----------|
| Chris Boswell | 2-2     | 100.0   | 48G, 43G |
| TOTAL         | 2-2     | 100.0   |          |

Team Statistics

|                              |          |          |
|------------------------------|----------|----------|
| First Downs                  | 17       | 19       |
| 3rd-Down Eff. (Made/Att/Pct) | 2/12/17% | 7/12/58% |
| 4th-Down Eff. (Made/Att/Pct) | 3/4/75%  | 0/0/0%   |
| Total Net Yards              | 374      | 391      |
| Total Plays                  | 58       | 61       |
| Yards Per Play               | 6.4      | 6.4      |
| Rushes/Net Yards             | 18/106   | 35/147   |
| Net Passing                  | 268      | 244      |
| Pass Attempts/Completions    | 38/24    | 25/15    |
| Had Intercepted              | 1        | 0        |
| Sacked/Yards Lost            | 2/20     | 1/9      |
| Punts/Average                | 4/44.0   | 2/59.5   |
| Penalties/Yards              | 7/67     | 8/59     |
| Fumbles/Lost                 | 0/0      | 1/1      |
| Possession Time              | 26:58    | 33:02    |

Broncos Steelers



WEEK 6  
Seattle Seahawks 20, Pittsburgh Steelers 23 (OT)  
60,821 🇺🇸 Heinz Field 🇺🇸 Oct 17, 2021



|                     |   |    |    |   |   |   |    |
|---------------------|---|----|----|---|---|---|----|
| Seattle Seahawks    | 0 | 0  | 14 | 6 | 0 | — | 20 |
| Pittsburgh Steelers | 0 | 14 | 3  | 3 | 3 | — | 23 |

SCORING DRIVES

| TEAM     | QTR | TIME  | SCORING PLAY  | SEA | PIT |
|----------|-----|-------|---|-----|-----|
| Steelers | 2   | 10:01 | N.Harris 5 yd. pass from B.Roethlisberger (C.Boswell kick) (8-54, 4:10) | 0   | 7   |
| Steelers | 2   | 01:04 | E.Ebron 1 yd. run (C.Boswell kick) (14-84, 6:59)                        | 0   | 14  |
| Seahawks | 3   | 09:55 | A.Collins 2 yd. run (J.Myers kick) (10-75, 5:05)                        | 7   | 14  |
| Steelers | 3   | 05:46 | C.Boswell 27 yd. Field Goal (9-66, 4:09)                                | 7   | 17  |
| Seahawks | 3   | 03:02 | W.Dissly 1 yd. pass from G.Smith (J.Myers kick) (6-60, 2:44)            | 14  | 17  |
| Seahawks | 4   | 12:59 | J.Myers 40 yd. Field Goal (8-36, 3:26)                                  | 17  | 17  |
| Steelers | 4   | 01:30 | C.Boswell 52 yd. Field Goal (9-40, 3:49)                                | 17  | 20  |
| Seahawks | 4   | 00:00 | J.Myers 43 yd. Field Goal (9-50, 1:30)                                  | 20  | 20  |
| Steelers | OT  | 02:50 | C.Boswell 37 yd. Field Goal (3-3, 1:26)                                 | 20  | 23  |

SEATTLE SEAHAWKS

| PASSING    | ATT | CP | YDS | SK/YD | TD | LG | INT | RTG  |
|------------|-----|----|-----|-------|----|----|-----|------|
| Geno Smith | 32  | 23 | 209 | 5/44  | 1  | 41 | 0   | 99.6 |
| TOTAL      | 32  | 23 | 209 | 5/44  | 1  | 41 | 0   | 99.6 |

| RUSHING       | ATT | YDS | AVG  | LG | TD |
|---------------|-----|-----|------|----|----|
| Alex Collins  | 20  | 101 | 5.1  | 21 | 1  |
| Travis Homer  | 2   | 27  | 13.5 | 26 | 0  |
| DeeJay Dallas | 4   | 17  | 4.3  | 10 | 0  |
| Geno Smith    | 1   | -1  | -1.0 | -1 | 0  |
| TOTAL         | 27  | 144 | 5.3  | 26 | 1  |

| RECEIVING          | NO | YDS | AVG  | LG | TD |
|--------------------|----|-----|------|----|----|
| DK Metcalf         | 6  | 58  | 9.7  | 14 | 0  |
| DeeJay Dallas      | 5  | 33  | 6.6  | 10 | 0  |
| Gerald Everett     | 2  | 40  | 20.0 | 41 | 0  |
| Tyler Lockett      | 2  | 35  | 17.5 | 21 | 0  |
| Will Dissly        | 2  | 8   | 4.0  | 7  | 1  |
| Freddie Swain      | 2  | -4  | -2.0 | 0  | 0  |
| Travis Homer       | 1  | 27  | 27.0 | 27 | 0  |
| Penny Hart         | 1  | 12  | 12.0 | 12 | 0  |
| Phillip Dorsett II | 1  | 3   | 3.0  | 3  | 0  |
| Alex Collins       | 1  | -3  | -3.0 | -3 | 0  |
| TOTAL              | 23 | 209 | 9.1  | 41 | 1  |

| TOP DEFENSE   | TOT | SOLO | AST | SCK | YDS | INT |
|---------------|-----|------|-----|-----|-----|-----|
| Bobby Wagner  | 14  | 8    | 6   | 0.0 | 0.0 | 0   |
| Jordyn Brooks | 14  | 7    | 7   | 0.0 | 0.0 | 0   |
| D.J. Reed     | 9   | 7    | 2   | 0.0 | 0.0 | 0   |

| FIELD GOALS | FGM/FGA | PERCENT | RESULTS  |
|-------------|---------|---------|----------|
| Jason Myers | 2-2     | 100.0   | 40G, 43G |
| TOTAL       | 2-2     | 100.0   |          |

PITTSBURGH STEELERS

| PASSING            | ATT | CP | YDS | SK/YD | TD | LG | INT | RTG  |
|--------------------|-----|----|-----|-------|----|----|-----|------|
| Ben Roethlisberger | 40  | 29 | 229 | 1/3   | 1  | 23 | 0   | 94.7 |
| TOTAL              | 40  | 29 | 229 | 1/3   | 1  | 23 | 0   | 94.7 |

| RUSHING            | ATT | YDS | AVG  | LG | TD |
|--------------------|-----|-----|------|----|----|
| Najee Harris       | 24  | 81  | 3.4  | 10 | 0  |
| Diontae Johnson    | 1   | 25  | 25.0 | 25 | 0  |
| Kalen Ballage      | 2   | 15  | 7.5  | 11 | 0  |
| Eric Ebron         | 1   | 1   | 1.0  | 1t | 1  |
| Ben Roethlisberger | 2   | -3  | -1.5 | 0  | 0  |
| TOTAL              | 30  | 119 | 4.0  | 25 | 1  |

| RECEIVING        | NO | YDS | AVG | LG | TD |
|------------------|----|-----|-----|----|----|
| Diontae Johnson  | 9  | 71  | 7.9 | 23 | 0  |
| Pat Freiermuth   | 7  | 58  | 8.3 | 12 | 0  |
| Najee Harris     | 6  | 46  | 7.7 | 12 | 1  |
| Ray-Ray McCloud  | 2  | 18  | 9.0 | 15 | 0  |
| Chase Claypool   | 2  | 17  | 8.5 | 12 | 0  |
| Eric Ebron       | 2  | 10  | 5.0 | 6  | 0  |
| James Washington | 1  | 9   | 9.0 | 9  | 0  |
| TOTAL            | 29 | 229 | 7.9 | 23 | 1  |

| TOP DEFENSE        | TOT | SOLO | AST | SCK | YDS  | INT |
|--------------------|-----|------|-----|-----|------|-----|
| Cameron Heyward    | 9   | 6    | 3   | 1.0 | 8.0  | 0   |
| Minkah Fitzpatrick | 9   | 7    | 2   | 0.0 | 0.0  | 0   |
| Alex Highsmith     | 7   | 2    | 5   | 1.5 | 15.5 | 0   |

| FIELD GOALS   | FGM/FGA | PERCENT | RESULTS       |
|---------------|---------|---------|---------------|
| Chris Boswell | 3-3     | 100.0   | 27G, 52G, 37G |
| TOTAL         | 3-3     | 100.0   |               |

Team Statistics

|                              |          |          |
|------------------------------|----------|----------|
| First Downs                  | 18       | 22       |
| 3rd-Down Eff. (Made/Att/Pct) | 3/12/25% | 5/14/36% |
| 4th-Down Eff. (Made/Att/Pct) | 0/0/0%   | 0/0/0%   |
| Total Net Yards              | 309      | 345      |
| Total Plays                  | 64       | 71       |
| Yards Per Play               | 4.8      | 4.9      |
| Rushes/Net Yards             | 27/144   | 30/119   |
| Net Passing                  | 165      | 226      |
| Pass Attempts/Completions    | 32/23    | 40/29    |
| Had Intercepted              | 0        | 0        |
| Sacked/Yards Lost            | 5/44     | 1/3      |
| Punts/Average                | 8/45.5   | 7/47.9   |
| Penalties/Yards              | 6/45     | 5/38     |
| Fumbles/Lost                 | 3/1      | 1/1      |
| Possession Time              | 29:37    | 37:33    |

Seahawks Steelers



WEEK 8  
Pittsburgh Steelers 15, Cleveland Browns 10  
67,431 FirstEnergy Stadium Oct 31, 2021



|                     |   |   |   |   |   |    |
|---------------------|---|---|---|---|---|----|
| Pittsburgh Steelers | 0 | 3 | 6 | 6 | — | 15 |
| Cleveland Browns    | 3 | 0 | 7 | 0 | — | 10 |

SCORING DRIVES

| TEAM     | QTR | TIME  | SCORING PLAY  | PIT | CLE |
|----------|-----|-------|---|-----|-----|
| Browns   | 1   | 08:09 | C.McLaughlin 30 yd. Field Goal (13-63, 6:51)                              | 0   | 3   |
| Steelers | 2   | 09:18 | C.Boswell 31 yd. Field Goal (10-47, 5:36)                                 | 3   | 3   |
| Browns   | 3   | 09:36 | D.Johnson 10 yd. run (C.McLaughlin kick) (8-86, 4:19)                     | 3   | 10  |
| Steelers | 3   | 03:39 | N.Harris 8 yd. run (pass failed) (12-78, 5:57)                            | 9   | 10  |
| Steelers | 4   | 11:04 | P.Freiermuth 2 yd. pass from B.Roethlisberger (pass failed) (13-83, 5:38) | 15  | 10  |

PITTSBURGH STEELERS

| PASSING            | ATT | CP | YDS | SK/YD | TD | LG | INT | RTG  |
|--------------------|-----|----|-----|-------|----|----|-----|------|
| Ben Roethlisberger | 34  | 22 | 266 | 2/11  | 1  | 50 | 0   | 98.4 |
| Chris Boswell      | 1   | 0  | 0   | 0/0   | 0  | 0  | 0   | 39.6 |
| TOTAL              | 35  | 22 | 266 | 2/11  | 1  | 50 | 0   | 95.7 |

| RUSHING               | ATT | YDS | AVG  | LG | TD |
|-----------------------|-----|-----|------|----|----|
| Najee Harris          | 26  | 91  | 3.5  | 11 | 1  |
| Chase Claypool        | 2   | 16  | 8.0  | 16 | 0  |
| Ray-Ray McCloud       | 1   | 10  | 10.0 | 10 | 0  |
| Anthony McFarland Jr. | 1   | 1   | 1.0  | 1  | 0  |
| Ben Roethlisberger    | 1   | 0   | 0.0  | 0  | 0  |
| Kalen Ballage         | 1   | -3  | -3.0 | -3 | 0  |
| TOTAL                 | 32  | 115 | 3.6  | 16 | 1  |

| RECEIVING        | NO | YDS | AVG  | LG | TD |
|------------------|----|-----|------|----|----|
| Diontae Johnson  | 6  | 98  | 16.3 | 50 | 0  |
| Chase Claypool   | 4  | 45  | 11.3 | 16 | 0  |
| Pat Freiermuth   | 4  | 44  | 11.0 | 22 | 1  |
| Zach Gentry      | 3  | 39  | 13.0 | 24 | 0  |
| Najee Harris     | 3  | 29  | 9.7  | 20 | 0  |
| Benny Snell Jr.  | 1  | 7   | 7.0  | 7  | 0  |
| James Washington | 1  | 4   | 4.0  | 4  | 0  |
| TOTAL            | 22 | 266 | 12.1 | 50 | 1  |

| TOP DEFENSE  | TOT | SOLO | AST | SCK | YDS | INT |
|--------------|-----|------|-----|-----|-----|-----|
| Joe Schobert | 9   | 6    | 3   | 0.0 | 0.0 | 0   |
| T.J. Watt    | 6   | 4    | 2   | 1.5 | 7.5 | 0   |
| Devin Bush   | 5   | 3    | 2   | 0.0 | 0.0 | 0   |

| FIELD GOALS   | FGM/FGA | PERCENT | RESULTS |
|---------------|---------|---------|---------|
| Chris Boswell | 1-1     | 100.0   | 31G     |
| TOTAL         | 1-1     | 100.0   |         |

CLEVELAND BROWNS

| PASSING        | ATT | CP | YDS | SK/YD | TD | LG | INT | RTG  |
|----------------|-----|----|-----|-------|----|----|-----|------|
| Baker Mayfield | 31  | 20 | 225 | 4/15  | 0  | 24 | 0   | 86.1 |
| TOTAL          | 31  | 20 | 225 | 4/15  | 0  | 24 | 0   | 86.1 |

| RUSHING          | ATT | YDS | AVG | LG | TD |
|------------------|-----|-----|-----|----|----|
| Nick Chubb       | 16  | 61  | 3.8 | 21 | 0  |
| D'Ernest Johnson | 4   | 22  | 5.5 | 11 | 1  |
| Baker Mayfield   | 1   | 5   | 5.0 | 5  | 0  |
| Jarvis Landry    | 1   | 5   | 5.0 | 5  | 0  |
| Demetric Felton  | 1   | 3   | 3.0 | 3  | 0  |
| TOTAL            | 23  | 96  | 4.2 | 21 | 1  |

| RECEIVING         | NO | YDS | AVG  | LG | TD |
|-------------------|----|-----|------|----|----|
| Jarvis Landry     | 5  | 65  | 13.0 | 19 | 0  |
| Austin Hooper     | 4  | 26  | 6.5  | 8  | 0  |
| David Njoku       | 3  | 39  | 13.0 | 24 | 0  |
| Harrison Bryant   | 2  | 33  | 16.5 | 21 | 0  |
| Rashard Higgins   | 2  | 27  | 13.5 | 16 | 0  |
| Demetric Felton   | 1  | 14  | 14.0 | 14 | 0  |
| Nick Chubb        | 1  | 8   | 8.0  | 8  | 0  |
| D'Ernest Johnson  | 1  | 7   | 7.0  | 7  | 0  |
| Odell Beckham Jr. | 1  | 6   | 6.0  | 6  | 0  |
| TOTAL             | 20 | 225 | 11.3 | 24 | 0  |

| TOP DEFENSE        | TOT | SOLO | AST | SCK | YDS | INT |
|--------------------|-----|------|-----|-----|-----|-----|
| Malcolm Smith      | 10  | 9    | 1   | 0.0 | 0.0 | 0   |
| Anthony Walker Jr. | 8   | 2    | 6   | 0.0 | 0.0 | 0   |
| Mack Wilson Sr.    | 7   | 5    | 2   | 0.0 | 0.0 | 0   |

| FIELD GOALS      | FGM/FGA | PERCENT | RESULTS |
|------------------|---------|---------|---------|
| Chase McLaughlin | 1-1     | 100.0   | 30G     |
| TOTAL            | 1-1     | 100.0   |         |

Team Statistics

|                              |          |          |
|------------------------------|----------|----------|
| First Downs                  | 21       | 19       |
| 3rd-Down Eff. (Made/Att/Pct) | 4/13/31% | 3/10/30% |
| 4th-Down Eff. (Made/Att/Pct) | 2/4/50%  | 0/2/0%   |
| Total Net Yards              | 370      | 306      |
| Total Plays                  | 69       | 58       |
| Yards Per Play               | 5.4      | 5.3      |
| Rushes/Net Yards             | 32/115   | 23/96    |
| Net Passing                  | 255      | 210      |
| Pass Attempts/Completions    | 35/22    | 31/20    |
| Had Intercepted              | 0        | 0        |
| Sacked/Yards Lost            | 2/11     | 4/15     |
| Punts/Average                | 4/44.0   | 4/49.3   |
| Penalties/Yards              | 8/65     | 5/30     |
| Fumbles/Lost                 | 1/0      | 1/1      |
| Possession Time              | 31:45    | 28:15    |

Steelers Browns



27

WEEK 9

Chicago Bears 27, Pittsburgh Steelers 29  
60,788 Heinz Field Nov 8, 2021



29

|                     |   |   |   |    |   |    |
|---------------------|---|---|---|----|---|----|
| Chicago Bears       | 0 | 3 | 3 | 21 | — | 27 |
| Pittsburgh Steelers | 7 | 7 | 6 | 9  | — | 29 |

SCORING DRIVES

| TEAM     | QTR | TIME  | SCORING PLAY  | CHI | PIT |
|----------|-----|-------|---|-----|-----|
| Steelers | 1   | 09:42 | N.Harris 10 yd. run (C.Boswell kick) (6-59, 3:20)                             | 0   | 7   |
| Steelers | 2   | 13:22 | P.Freiermuth 4 yd. pass from B.Roethlisberger (C.Boswell kick) (9-36, 3:41)   | 0   | 14  |
| Bears    | 2   | 00:15 | C.Santos 30 yd. Field Goal (12-52, 4:32)                                      | 3   | 14  |
| Bears    | 3   | 07:43 | C.Santos 22 yd. Field Goal (10-89, 4:59)                                      | 6   | 14  |
| Steelers | 3   | 02:08 | P.Freiermuth 10 yd. pass from B.Roethlisberger (kick failed, wl) (9-75, 5:35) | 6   | 20  |
| Bears    | 4   | 14:17 | D.Mooney 15 yd. run (C.Santos kick) (6-82, 2:51)                              | 13  | 20  |
| Steelers | 4   | 11:54 | C.Boswell 54 yd. Field Goal (4-39, 2:23)                                      | 13  | 23  |
| Bears    | 4   | 06:31 | D.Houston-Carson 25 yd. fumble return (C.Santos kick)                         | 20  | 23  |
| Steelers | 4   | 02:52 | C.Boswell 52 yd. Field Goal (11-41, 3:39)                                     | 20  | 26  |
| Bears    | 4   | 01:46 | D.Mooney 16 yd. pass from J.Fields (C.Santos kick) (7-75, 1:06)               | 26  | 26  |
| Steelers | 4   | 00:26 | C.Boswell 40 yd. Field Goal (7-52, 1:20)                                      | 27  | 29  |

CHICAGO BEARS

| PASSING       | ATT | CP | YDS | SK/YD | TD | LG | INT | RTG  |
|---------------|-----|----|-----|-------|----|----|-----|------|
| Justin Fields | 29  | 17 | 291 | 3/13  | 1  | 50 | 1   | 89.9 |
| TOTAL         | 29  | 17 | 291 | 3/13  | 1  | 50 | 1   | 89.9 |

| RUSHING          | ATT | YDS | AVG  | LG  | TD |
|------------------|-----|-----|------|-----|----|
| David Montgomery | 13  | 63  | 4.8  | 21  | 0  |
| Justin Fields    | 8   | 45  | 5.6  | 8   | 0  |
| Darnell Mooney   | 1   | 15  | 15.0 | 15t | 1  |
| Khalil Herbert   | 4   | 13  | 3.3  | 8   | 0  |
| TOTAL            | 26  | 136 | 5.2  | 21  | 1  |

| RECEIVING         | NO | YDS | AVG  | LG | TD |
|-------------------|----|-----|------|----|----|
| Cole Kmet         | 6  | 87  | 14.5 | 25 | 0  |
| Allen Robinson II | 4  | 68  | 17.0 | 39 | 0  |
| Darnell Mooney    | 3  | 41  | 13.7 | 20 | 1  |
| David Montgomery  | 2  | 17  | 8.5  | 11 | 0  |
| Marquise Goodwin  | 1  | 50  | 50.0 | 50 | 0  |
| Jimmy Graham      | 1  | 28  | 28.0 | 28 | 0  |
| TOTAL             | 17 | 291 | 17.1 | 50 | 1  |

| TOP DEFENSE       | TOT | SOLO | AST | SCK | YDS | INT |
|-------------------|-----|------|-----|-----|-----|-----|
| Roquan Smith      | 12  | 6    | 6   | 1.0 | 9.0 | 0   |
| Danny Trevathan   | 7   | 3    | 4   | 0.0 | 0.0 | 0   |
| Cassius Marsh Sr. | 5   | 3    | 2   | 1.0 | 7.0 | 0   |

| FIELD GOALS  | FGM/FGA | PERCENT | RESULTS        |
|--------------|---------|---------|----------------|
| Cairo Santos | 2-3     | 66.7    | 30G, 22G, 65SH |
| TOTAL        | 2-3     | 66.0    |                |

PITTSBURGH STEELERS

| PASSING            | ATT | CP | YDS | SK/YD | TD | LG | INT | RTG   |
|--------------------|-----|----|-----|-------|----|----|-----|-------|
| Ben Roethlisberger | 30  | 21 | 205 | 4/30  | 2  | 42 | 0   | 111.1 |
| TOTAL              | 30  | 21 | 205 | 4/30  | 2  | 42 | 0   | 111.1 |

| RUSHING            | ATT | YDS | AVG | LG | TD |
|--------------------|-----|-----|-----|----|----|
| Najee Harris       | 22  | 62  | 2.8 | 13 | 1  |
| Chase Claypool     | 2   | 13  | 6.5 | 11 | 0  |
| James Washington   | 2   | 13  | 6.5 | 12 | 0  |
| Diontae Johnson    | 2   | 11  | 5.5 | 11 | 0  |
| Benny Snell Jr.    | 2   | 6   | 3.0 | 5  | 0  |
| Ben Roethlisberger | 2   | 0   | 0.0 | 1  | 0  |
| TOTAL              | 32  | 105 | 3.3 | 13 | 1  |

| RECEIVING        | NO | YDS | AVG  | LG | TD |
|------------------|----|-----|------|----|----|
| Diontae Johnson  | 5  | 56  | 11.2 | 22 | 0  |
| Pat Freiermuth   | 5  | 43  | 8.6  | 13 | 2  |
| Chase Claypool   | 3  | 30  | 10.0 | 26 | 0  |
| Najee Harris     | 3  | 16  | 5.3  | 9  | 0  |
| James Washington | 1  | 42  | 42.0 | 42 | 0  |
| Ray-Ray McCloud  | 1  | 12  | 12.0 | 12 | 0  |
| Derek Watt       | 1  | 3   | 3.0  | 3  | 0  |
| Kalen Ballage    | 1  | 2   | 2.0  | 2  | 0  |
| Kevin Rader      | 1  | 1   | 1.0  | 1  | 0  |
| TOTAL            | 21 | 205 | 9.8  | 42 | 2  |

| TOP DEFENSE        | TOT | SOLO | AST | SCK | YDS  | INT |
|--------------------|-----|------|-----|-----|------|-----|
| Minkah Fitzpatrick | 8   | 8    | 0   | 0.0 | 0.0  | 0   |
| T.J. Watt          | 7   | 4    | 3   | 3.0 | 13.0 | 0   |
| Joe Schobert       | 5   | 2    | 3   | 0.0 | 0.0  | 0   |

| FIELD GOALS   | FGM/FGA | PERCENT | RESULTS       |
|---------------|---------|---------|---------------|
| Chris Boswell | 3-3     | 100.0   | 54G, 52G, 40G |
| TOTAL         | 3-3     | 100.0   |               |

Team Statistics

|                              |          |          |
|------------------------------|----------|----------|
| First Downs                  | 20       | 20       |
| 3rd-Down Eff. (Made/Att/Pct) | 4/12/33% | 6/17/35% |
| 4th-Down Eff. (Made/Att/Pct) | 0/0/0%   | 2/2/100% |
| Total Net Yards              | 414      | 280      |
| Total Plays                  | 58       | 66       |
| Yards Per Play               | 7.1      | 4.2      |
| Rushes/Net Yards             | 26/136   | 32/105   |
| Net Passing                  | 278      | 175      |
| Pass Attempts/Completions    | 29/17    | 30/21    |
| Had Intercepted              | 1        | 0        |
| Sacked/Yards Lost            | 3/13     | 4/30     |
| Punts/Average                | 5/46.8   | 5/39.2   |
| Penalties/Yards              | 12/115   | 5/30     |
| Fumbles/Lost                 | 1/1      | 1/1      |
| Possession Time              | 25:55    | 34:05    |

Bears Steelers



WEEK 10  
Detroit Lions 16, Pittsburgh Steelers 16 (OT)  
58,716 Heinz Field Nov 14, 2021



|                           |   |    |   |   |   |   |    |
|---------------------------|---|----|---|---|---|---|----|
| Detroit Lions .....       | 0 | 10 | 6 | 0 | 0 | — | 16 |
| Pittsburgh Steelers ..... | 7 | 3  | 3 | 3 | 0 | — | 16 |

SCORING DRIVES

| TEAM     | QTR | TIME  | SCORING PLAY  | DET | PIT |
|----------|-----|-------|---|-----|-----|
| Steelers | 1   | 09:40 | J.Washington 9 yd. pass from M.Rudolph (C.Boswell kick) (10-83, 5:20) | 0   | 7   |
| Lions    | 2   | 12:43 | J.Jefferson 28 yd. run (R.Santoso kick) (3-39, 1:28)                  | 7   | 7   |
| Steelers | 2   | 04:22 | C.Boswell 20 yd. Field Goal (13-73, 8:21)                             | 7   | 10  |
| Lions    | 2   | 00:00 | R.Santoso 20 yd. Field Goal (12-67, 4:22)                             | 10  | 10  |
| Lions    | 3   | 12:09 | G.Igwebuike 42 yd. run (kick failed, wr) (6-85, 2:51)                 | 16  | 10  |
| Steelers | 3   | 08:26 | C.Boswell 23 yd. Field Goal (13-69, 3:43)                             | 16  | 13  |
| Steelers | 4   | 11:31 | C.Boswell 51 yd. Field Goal (6-17, 3:21)                              | 16  | 16  |

DETROIT LIONS

| PASSING    | ATT | CP | YDS | SK/YD | TD | LG | INT | RTG  |
|------------|-----|----|-----|-------|----|----|-----|------|
| Jared Goff | 25  | 14 | 114 | 4/37  | 0  | 30 | 0   | 67.8 |
| TOTAL      | 25  | 14 | 114 | 4/37  | 0  | 30 | 0   | 67.8 |

| RUSHING          | ATT | YDS | AVG  | LG  | TD |
|------------------|-----|-----|------|-----|----|
| D'Andre Swift    | 33  | 130 | 3.9  | 21  | 0  |
| Godwin Igwebuike | 2   | 56  | 28.0 | 42t | 1  |
| Jermar Jefferson | 3   | 41  | 13.7 | 28t | 1  |
| Jason Cabinda    | 1   | 2   | 2.0  | 2   | 0  |
| TOTAL            | 39  | 229 | 5.9  | 42T | 2  |

| RECEIVING         | NO | YDS | AVG  | LG | TD |
|-------------------|----|-----|------|----|----|
| Amon-Ra St. Brown | 4  | 61  | 15.3 | 30 | 0  |
| Kalif Raymond     | 4  | 29  | 7.3  | 12 | 0  |
| D'Andre Swift     | 3  | 5   | 1.7  | 5  | 0  |
| Trinity Benson    | 2  | 17  | 8.5  | 8  | 0  |
| Brock Wright      | 1  | 2   | 2.0  | 2  | 0  |
| TOTAL             | 14 | 114 | 8.1  | 30 | 0  |

| TOP DEFENSE     | TOT | SOLO | AST | SCK | YDS | INT |
|-----------------|-----|------|-----|-----|-----|-----|
| Alex Anzalone   | 9   | 6    | 3   | 0.0 | 0.0 | 0   |
| Amani Oruwariye | 7   | 5    | 2   | 0.0 | 0.0 | 0   |
| Tracy Walker    | 7   | 7    | 0   | 0.0 | 0.0 | 0   |

| FIELD GOALS  | FGM/FGA | PERCENT | RESULTS   |
|--------------|---------|---------|-----------|
| Ryan Santoso | 1-2     | 50.0    | 20G, 48SH |
| TOTAL        | 1-2     | 50.0    |           |

PITTSBURGH STEELERS

| PASSING       | ATT | CP | YDS | SK/YD | TD | LG | INT | RTG  |
|---------------|-----|----|-----|-------|----|----|-----|------|
| Mason Rudolph | 50  | 30 | 242 | 0/0   | 1  | 36 | 1   | 70.6 |
| TOTAL         | 50  | 30 | 242 | 0/0   | 1  | 36 | 1   | 70.6 |

| RUSHING         | ATT | YDS | AVG | LG | TD |
|-----------------|-----|-----|-----|----|----|
| Najee Harris    | 26  | 105 | 4.0 | 12 | 0  |
| Mason Rudolph   | 4   | 36  | 9.0 | 26 | 0  |
| Benny Snell Jr. | 1   | 4   | 4.0 | 4  | 0  |
| TOTAL           | 31  | 145 | 4.7 | 26 | 0  |

| RECEIVING        | NO | YDS | AVG  | LG | TD |
|------------------|----|-----|------|----|----|
| Ray-Ray McCloud  | 9  | 63  | 7.0  | 17 | 0  |
| Diontae Johnson  | 7  | 83  | 11.9 | 36 | 0  |
| Pat Freiemuth    | 5  | 31  | 6.2  | 10 | 0  |
| Najee Harris     | 4  | 28  | 7.0  | 10 | 0  |
| James Washington | 2  | 15  | 7.5  | 9t | 1  |
| Eric Ebron       | 2  | 13  | 6.5  | 9  | 0  |
| Derek Watt       | 1  | 9   | 9.0  | 9  | 0  |
| TOTAL            | 30 | 242 | 8.1  | 36 | 1  |

| TOP DEFENSE    | TOT | SOLO | AST | SCK | YDS | INT |
|----------------|-----|------|-----|-----|-----|-----|
| Joe Schobert   | 13  | 8    | 5   | 0.0 | 0.0 | 0   |
| Alex Highsmith | 11  | 8    | 3   | 0.0 | 0.0 | 0   |
| Devin Bush     | 9   | 5    | 4   | 0.0 | 0.0 | 0   |

| FIELD GOALS   | FGM/FGA | PERCENT | RESULTS       |
|---------------|---------|---------|---------------|
| Chris Boswell | 3-3     | 100.0   | 20G, 23G, 51G |
| TOTAL         | 3-3     | 100.0   |               |

Team Statistics

|                              |          |          |
|------------------------------|----------|----------|
| First Downs                  | 17       | 22       |
| 3rd-Down Eff. (Made/Att/Pct) | 4/18/22% | 7/17/41% |
| 4th-Down Eff. (Made/Att/Pct) | 2/2/100% | 0/0/0%   |
| Total Net Yards              | 306      | 387      |
| Total Plays                  | 68       | 81       |
| Yards Per Play               | 4.5      | 4.8      |
| Rushes/Net Yards             | 39/229   | 31/145   |
| Net Passing                  | 77       | 242      |
| Pass Attempts/Completions    | 25/14    | 50/30    |
| Had Intercepted              | 0        | 1        |
| Sacked/Yards Lost            | 4/37     | 0/0      |
| Punts/Average                | 10/46.4  | 6/46.7   |
| Penalties/Yards              | 8/84     | 7/59     |
| Fumbles/Lost                 | 0/0      | 3/2      |
| Possession Time              | 33:12    | 36:48    |

Lions Steelers



**WEEK 11**  
**Pittsburgh Steelers 37, Los Angeles Chargers 41**  
**70,240 🇺🇸 SoFi Stadium 🇺🇸 Nov 21, 2021**



|                            |   |    |    |    |   |    |
|----------------------------|---|----|----|----|---|----|
| Pittsburgh Steelers .....  | 3 | 7  | 0  | 27 | — | 37 |
| Los Angeles Chargers ..... | 7 | 10 | 10 | 14 | — | 41 |

**SCORING DRIVES**

| TEAM     | QTR | TIME  | SCORING PLAY  | PIT | LAC |
|----------|-----|-------|---|-----|-----|
| Steelers | 1   | 08:29 | C.Boswell 36 yd. Field Goal (13:57, 6:31)                                   | 3   | 0   |
| Chargers | 1   | 02:09 | A.Ekeler 6 yd. run (D.Hopkins kick) (12:73, 6:20)                           | 3   | 7   |
| Chargers | 2   | 03:42 | A.Ekeler 10 yd. pass from J.Herbert (D.Hopkins kick) (12:98, 6:54)          | 3   | 14  |
| Steelers | 2   | 01:09 | D.Johnson 10 yd. pass from B.Roethlisberger (C.Boswell kick) (7:64, 2:33)   | 10  | 14  |
| Chargers | 2   | 00:02 | D.Hopkins 30 yd. Field Goal (8:63, 1:07)                                    | 10  | 17  |
| Chargers | 3   | 11:50 | A.Ekeler 17 yd. pass from J.Herbert (D.Hopkins kick) (6:70, 3:10)           | 10  | 24  |
| Chargers | 3   | 03:40 | D.Hopkins 41 yd. Field Goal (11:51, 6:28)                                   | 10  | 27  |
| Steelers | 4   | 14:10 | C.Boswell 36 yd. Field Goal (10:57, 4:30)                                   | 13  | 27  |
| Steelers | 4   | 11:35 | N.Harris 1 yd. run (C.Boswell kick) (4:3, 0:58)                             | 20  | 27  |
| Chargers | 4   | 08:48 | A.Ekeler 5 yd. run (D.Hopkins kick) (7:75, 2:47)                            | 20  | 34  |
| Steelers | 4   | 04:49 | E.Ebron 5 yd. pass from B.Roethlisberger (C.Boswell kick) (9:75, 3:59)      | 27  | 34  |
| Steelers | 4   | 04:23 | P.Freiermuth 5 yd. pass from B.Roethlisberger (C.Boswell kick) (2:11, 0:13) | 34  | 34  |
| Steelers | 4   | 03:24 | C.Boswell 45 yd. Field Goal (4:7, 0:19)                                     | 37  | 34  |
| Chargers | 4   | 02:09 | M.Williams 53 yd. pass from J.Herbert (D.Hopkins kick) (3:75, 1:15)         | 37  | 41  |

**PITTSBURGH STEELERS**

| PASSING            | ATT       | CP        | YDS        | SK/YD       | TD       | LG        | INT      | RTG          |
|--------------------|-----------|-----------|------------|-------------|----------|-----------|----------|--------------|
| Ben Roethlisberger | 44        | 28        | 273        | 3/28        | 3        | 37        | 0        | 103.7        |
| <b>TOTAL</b>       | <b>44</b> | <b>28</b> | <b>273</b> | <b>3/28</b> | <b>3</b> | <b>37</b> | <b>0</b> | <b>103.7</b> |

| RUSHING         | ATT       | YDS       | AVG        | LG        | TD       |
|-----------------|-----------|-----------|------------|-----------|----------|
| Najee Harris    | 12        | 39        | 3.3        | 12        | 1        |
| Benny Snell Jr. | 2         | 7         | 3.5        | 4         | 0        |
| Ray-Ray McCloud | 1         | 5         | 5.0        | 5         | 0        |
| Kalen Ballage   | 1         | 3         | 3.0        | 3         | 0        |
| Chase Claypool  | 2         | 1         | 0.5        | 3         | 0        |
| <b>TOTAL</b>    | <b>18</b> | <b>55</b> | <b>3.1</b> | <b>12</b> | <b>1</b> |

| RECEIVING        | NO        | YDS        | AVG        | LG        | TD       |
|------------------|-----------|------------|------------|-----------|----------|
| Diontae Johnson  | 7         | 101        | 14.4       | 32        | 1        |
| Chase Claypool   | 5         | 93         | 18.6       | 37        | 0        |
| Najee Harris     | 5         | 20         | 4.0        | 7         | 0        |
| Pat Freiermuth   | 4         | 11         | 2.8        | 5t        | 1        |
| Eric Ebron       | 3         | 24         | 8.0        | 18        | 1        |
| James Washington | 2         | 12         | 6.0        | 7         | 0        |
| Ray-Ray McCloud  | 2         | 12         | 6.0        | 8         | 0        |
| <b>TOTAL</b>     | <b>28</b> | <b>273</b> | <b>9.8</b> | <b>37</b> | <b>3</b> |

| TOP DEFENSE    | TOT | SOLO | AST | SCK | YDS | INT |
|----------------|-----|------|-----|-----|-----|-----|
| Cameron Sutton | 10  | 7    | 3   | 0.0 | 0.0 | 1   |
| Tre Norwood    | 7   | 6    | 1   | 0.0 | 0.0 | 0   |
| Alex Highsmith | 6   | 3    | 3   | 1.5 | 6.0 | 0   |

| FIELD GOALS   | FGM/FGA    | PERCENT      | RESULTS       |
|---------------|------------|--------------|---------------|
| Chris Boswell | 3-3        | 100.0        | 36G, 36G, 45G |
| <b>TOTAL</b>  | <b>3-3</b> | <b>100.0</b> |               |

**LOS ANGELES CHARGERS**

| PASSING        | ATT       | CP        | YDS        | SK/YD      | TD       | LG         | INT      | RTG          |
|----------------|-----------|-----------|------------|------------|----------|------------|----------|--------------|
| Justin Herbert | 41        | 30        | 382        | 2/8        | 3        | 53t        | 1        | 116.1        |
| <b>TOTAL</b>   | <b>41</b> | <b>30</b> | <b>382</b> | <b>2/8</b> | <b>3</b> | <b>53T</b> | <b>1</b> | <b>116.1</b> |

| RUSHING            | ATT       | YDS        | AVG        | LG        | TD       |
|--------------------|-----------|------------|------------|-----------|----------|
| Justin Herbert     | 9         | 90         | 10.0       | 36        | 0        |
| Austin Ekeler      | 11        | 50         | 4.5        | 12        | 2        |
| Joshua Palmer      | 1         | 6          | 6.0        | 6         | 0        |
| Larry Rountree III | 2         | 5          | 2.5        | 5         | 0        |
| Andre Roberts      | 1         | 4          | 4.0        | 4         | 0        |
| Jalen Guyton       | 1         | 2          | 2.0        | 2         | 0        |
| Justin Jackson     | 1         | 2          | 2.0        | 2         | 0        |
| <b>TOTAL</b>       | <b>26</b> | <b>159</b> | <b>6.1</b> | <b>36</b> | <b>2</b> |

| RECEIVING         | NO        | YDS        | AVG         | LG         | TD       |
|-------------------|-----------|------------|-------------|------------|----------|
| Keenan Allen      | 9         | 112        | 12.4        | 30         | 0        |
| Austin Ekeler     | 6         | 65         | 10.8        | 17t        | 2        |
| Mike Williams     | 5         | 97         | 19.4        | 53t        | 1        |
| Donald Parham Jr. | 4         | 38         | 9.5         | 12         | 0        |
| Jared Cook        | 3         | 28         | 9.3         | 13         | 0        |
| Jalen Guyton      | 1         | 18         | 18.0        | 18         | 0        |
| Joshua Palmer     | 1         | 17         | 17.0        | 17         | 0        |
| Tre' McKitty      | 1         | 7          | 7.0         | 7          | 0        |
| <b>TOTAL</b>      | <b>30</b> | <b>382</b> | <b>12.7</b> | <b>53T</b> | <b>3</b> |

| TOP DEFENSE       | TOT | SOLO | AST | SCK | YDS | INT |
|-------------------|-----|------|-----|-----|-----|-----|
| Kyzir White       | 9   | 6    | 3   | 0.0 | 0.0 | 0   |
| Asante Samuel Jr. | 7   | 5    | 2   | 0.0 | 0.0 | 0   |
| Derwin James Jr.  | 6   | 2    | 4   | 0.0 | 0.0 | 0   |

| FIELD GOALS    | FGM/FGA    | PERCENT      | RESULTS  |
|----------------|------------|--------------|----------|
| Dustin Hopkins | 2-2        | 100.0        | 30G, 41G |
| <b>TOTAL</b>   | <b>2-2</b> | <b>100.0</b> |          |

**Team Statistics**

|                              |          |          |
|------------------------------|----------|----------|
| First Downs                  | 22       | 33       |
| 3rd-Down Eff. (Made/Att/Pct) | 8/15/53% | 7/12/58% |
| 4th-Down Eff. (Made/Att/Pct) | 0/2/0%   | 0/1/0%   |
| Total Net Yards              | 300      | 533      |
| Total Plays                  | 65       | 69       |
| Yards Per Play               | 4.6      | 7.7      |
| Rushes/Net Yards             | 18/55    | 26/159   |
| Net Passing                  | 245      | 374      |
| Pass Attempts/Completions    | 44/28    | 41/30    |
| Had Intercepted              | 0        | 1        |
| Sacked/Yards Lost            | 3/28     | 2/8      |
| Punts/Average                | 1/46.0   | 1/0.0    |
| Penalties/Yards              | 8/38     | 12/75    |
| Fumbles/Lost                 | 1/0      | 0/0      |
| Possession Time              | 28:14    | 31:46    |

**Steelers Chargers**





WEEK 12  
Pittsburgh Steelers 10, Cincinnati Bengals 41  
63,238 🌐 Paul Brown Stadium 🌐 Nov 28, 2021



|                     |       |    |    |   |   |   |    |
|---------------------|-------|----|----|---|---|---|----|
| Pittsburgh Steelers | ..... | 3  | 0  | 0 | 7 | — | 10 |
| Cincinnati Bengals  | ..... | 10 | 21 | 3 | 7 | — | 41 |

SCORING DRIVES

| TEAM     | QTR | TIME  | SCORING PLAY   | PIT | CIN |
|----------|-----|-------|--|-----|-----|
| Bengals  | 1   | 09:29 | J.Burrow 8 yd. run (E.McPherson kick) (10-75, 5:31)                          | 0   | 7   |
| Bengals  | 1   | 06:01 | E.McPherson 31 yd. Field Goal (4-8, 1:55)                                    | 0   | 10  |
| Steelers | 1   | 02:17 | C.Boswell 40 yd. Field Goal (8-53, 3:44)                                     | 3   | 10  |
| Bengals  | 2   | 14:15 | T.Higgins 32 yd. pass from J.Burrow (E.McPherson kick) (6-75, 3:02)          | 3   | 17  |
| Bengals  | 2   | 02:43 | J.Mixon 1 yd. run (E.McPherson kick) (14-84, 7:35)                           | 3   | 24  |
| Bengals  | 2   | 00:30 | M.Hilton 24 yd. interception return (E.McPherson kick)                       | 3   | 31  |
| Bengals  | 3   | 02:35 | E.McPherson 51 yd. Field Goal (8-12, 3:48)                                   | 3   | 34  |
| Bengals  | 4   | 13:10 | J.Mixon 1 yd. run (E.McPherson kick) (5-65, 2:57)                            | 3   | 41  |
| Steelers | 4   | 02:59 | P.Freiermuth 15 yd. pass from B.Roethlisberger (C.Boswell kick) (9-69, 3:12) | 10  | 41  |

PITTSBURGH STEELERS

| PASSING            | ATT | CP | YDS | SK/YD | TD | LG | INT | RTG  |
|--------------------|-----|----|-----|-------|----|----|-----|------|
| Ben Roethlisberger | 41  | 24 | 263 | 3/13  | 1  | 41 | 2   | 65.4 |
| TOTAL              | 41  | 24 | 263 | 3/13  | 1  | 41 | 2   | 65.4 |

| RUSHING               | ATT | YDS | AVG | LG | TD |
|-----------------------|-----|-----|-----|----|----|
| Najee Harris          | 8   | 23  | 2.9 | 5  | 0  |
| Kalen Ballage         | 3   | 21  | 7.0 | 13 | 0  |
| Benny Snell Jr.       | 2   | 5   | 2.5 | 4  | 0  |
| Anthony McFarland Jr. | 2   | 2   | 1.0 | 3  | 0  |
| TOTAL                 | 15  | 51  | 3.4 | 13 | 0  |

| RECEIVING             | NO | YDS | AVG  | LG  | TD |
|-----------------------|----|-----|------|-----|----|
| Diontae Johnson       | 9  | 95  | 10.6 | 16  | 0  |
| Pat Freiermuth        | 4  | 40  | 10.0 | 15t | 1  |
| Chase Claypool        | 3  | 82  | 27.3 | 41  | 0  |
| Najee Harris          | 3  | 14  | 4.7  | 12  | 0  |
| Anthony McFarland Jr. | 1  | 11  | 11.0 | 11  | 0  |
| Zach Gentry           | 1  | 10  | 10.0 | 10  | 0  |
| Kalen Ballage         | 1  | 6   | 6.0  | 6   | 0  |
| James Washington      | 1  | 3   | 3.0  | 3   | 0  |
| Anthony Miller        | 1  | 2   | 2.0  | 2   | 0  |
| TOTAL                 | 24 | 263 | 11.0 | 41  | 1  |

| TOP DEFENSE        | TOT | SOLO | AST | SCK | YDS | INT |
|--------------------|-----|------|-----|-----|-----|-----|
| Joe Schobert       | 10  | 8    | 2   | 0.0 | 0.0 | 0   |
| Minkah Fitzpatrick | 9   | 5    | 4   | 0.0 | 0.0 | 1   |
| Cameron Heyward    | 8   | 3    | 5   | 1.0 | 6.0 | 0   |

| FIELD GOALS   | FGM/FGA | PERCENT | RESULTS |
|---------------|---------|---------|---------|
| Chris Boswell | 1-1     | 100.0   | 40G     |
| TOTAL         | 1-1     | 100.0   |         |

CINCINNATI BENGALS

| PASSING       | ATT | CP | YDS | SK/YD | TD | LG  | INT | RTG  |
|---------------|-----|----|-----|-------|----|-----|-----|------|
| Joe Burrow    | 24  | 20 | 190 | 2/18  | 1  | 32t | 1   | 96.2 |
| Brandon Allen | 1   | 0  | 0   | 0/0   | 0  | 0   | 0   | 39.6 |
| TOTAL         | 25  | 20 | 190 | 2/18  | 1  | 32t | 1   | 95.0 |

| RUSHING       | ATT | YDS | AVG  | LG | TD |
|---------------|-----|-----|------|----|----|
| Joe Mixon     | 28  | 165 | 5.9  | 32 | 2  |
| Chris Evans   | 5   | 23  | 4.6  | 13 | 0  |
| Joe Burrow    | 1   | 8   | 8.0  | 8t | 1  |
| Samaje Perine | 3   | 3   | 1.0  | 4  | 0  |
| Brandon Allen | 1   | -1  | -1.0 | -1 | 0  |
| TOTAL         | 38  | 198 | 5.2  | 32 | 3  |

| RECEIVING     | NO | YDS | AVG  | LG  | TD |
|---------------|----|-----|------|-----|----|
| Tee Higgins   | 6  | 114 | 19.0 | 32t | 1  |
| Joe Mixon     | 4  | -2  | -0.5 | 5   | 0  |
| Ja'Marr Chase | 3  | 39  | 13.0 | 16  | 0  |
| C.J. Uzomah   | 3  | 9   | 3.0  | 7   | 0  |
| Tyler Boyd    | 2  | 13  | 6.5  | 9   | 0  |
| Samaje Perine | 1  | 12  | 12.0 | 12  | 0  |
| Chris Evans   | 1  | 5   | 5.0  | 5   | 0  |
| TOTAL         | 20 | 190 | 9.5  | 32t | 1  |

| TOP DEFENSE   | TOT | SOLO | AST | SCK | YDS | INT |
|---------------|-----|------|-----|-----|-----|-----|
| Logan Wilson  | 6   | 6    | 0   | 0.0 | 0.0 | 0   |
| Markus Bailey | 5   | 3    | 2   | 0.0 | 0.0 | 0   |
| B.J. Hill     | 4   | 3    | 1   | 1.0 | 9.0 | 0   |

| FIELD GOALS    | FGM/FGA | PERCENT | RESULTS  |
|----------------|---------|---------|----------|
| Evan McPherson | 2-2     | 100.0   | 31G, 51G |
| TOTAL          | 2-2     | 100.0   |          |

Team Statistics

|                              |          |          |
|------------------------------|----------|----------|
| First Downs                  | 16       | 25       |
| 3rd-Down Eff. (Made/Att/Pct) | 7/13/54% | 5/11/45% |
| 4th-Down Eff. (Made/Att/Pct) | 0/0/0%   | 1/1/100% |
| Total Net Yards              | 301      | 370      |
| Total Plays                  | 59       | 65       |
| Yards Per Play               | 5.1      | 5.7      |
| Rushes/Net Yards             | 15/51    | 38/198   |
| Net Passing                  | 250      | 172      |
| Pass Attempts/Completions    | 41/24    | 25/20    |
| Had Intercepted              | 2        | 1        |
| Sacked/Yards Lost            | 3/13     | 2/18     |
| Punts/Average                | 5/38.0   | 3/46.3   |
| Penalties/Yards              | 4/30     | 3/18     |
| Fumbles/Lost                 | 2/1      | 0/0      |
| Possession Time              | 24:40    | 35:20    |

Steelers Bengals



19

WEEK 13  
Baltimore Ravens 19, Pittsburgh Steelers 20  
59,303 🌈 Heinz Field 🌈 Dec 5, 2021



20

|                           |   |   |   |    |   |    |
|---------------------------|---|---|---|----|---|----|
| Baltimore Ravens .....    | 0 | 7 | 3 | 9  | — | 19 |
| Pittsburgh Steelers ..... | 0 | 3 | 0 | 17 | — | 20 |

SCORING DRIVES

| TEAM     | QTR | TIME  | SCORING PLAY  | BAL | PIT |
|----------|-----|-------|---|-----|-----|
| Ravens   | 2   | 08:37 | D.Freeman 3 yd. run (J.Tucker kick) (16-99,10:27)   | 7   | 0   |
| Steelers | 2   | 00:27 | C.Boswell 53 yd. Field Goal (9-52, 1:21)  | 7   | 3   |
| Ravens   | 3   | 07:24 | J.Tucker 35 yd. Field Goal (10-41, 5:20)  | 10  | 3   |
| Steelers | 4   | 14:01 | D.Johnson 29 yd. pass from B.Roethlisberger (kick failed, wl) (4-78, 1:38)                    | 10  | 9   |
| Ravens   | 4   | 11:51 | J.Tucker 28 yd. Field Goal (5-51, 2:10)   | 13  | 9   |
| Steelers | 4   | 07:18 | C.Boswell 43 yd. Field Goal (10-50, 4:33)   | 13  | 12  |
| Steelers | 4   | 01:48 | D.Johnson 5 yd. pass from B.Roethlisberger (B.Roethlisberger-P.Freiermuth pass) (11-69, 4:33) | 13  | 20  |
| Ravens   | 4   | 00:12 | S.Watkins 6 yd. pass from L.Jackson (pass failed) (8-60, 1:36)                                | 19  | 20  |

BALTIMORE RAVENS

| PASSING       | ATT | CP | YDS | SK/YD | TD | LG | INT | RTG  |
|---------------|-----|----|-----|-------|----|----|-----|------|
| Lamar Jackson | 37  | 23 | 253 | 7/34  | 1  | 29 | 1   | 80.1 |
| TOTAL         | 37  | 23 | 253 | 7/34  | 1  | 29 | 1   | 80.1 |

| RUSHING         | ATT | YDS | AVG  | LG | TD |
|-----------------|-----|-----|------|----|----|
| Lamar Jackson   | 8   | 55  | 6.9  | 13 | 0  |
| Devonta Freeman | 14  | 52  | 3.7  | 18 | 1  |
| Latavius Murray | 2   | 1   | 0.5  | 3  | 0  |
| Nate McCrary    | 1   | -1  | -1.0 | -1 | 0  |
| TOTAL           | 25  | 107 | 4.3  | 18 | 1  |

| RECEIVING       | NO | YDS | AVG  | LG | TD |
|-----------------|----|-----|------|----|----|
| Marquise Brown  | 5  | 55  | 11.0 | 22 | 0  |
| Devonta Freeman | 5  | 45  | 9.0  | 15 | 0  |
| Mark Andrews    | 4  | 50  | 12.5 | 29 | 0  |
| Sammy Watkins   | 4  | 39  | 9.8  | 15 | 1  |
| Latavius Murray | 2  | 34  | 17.0 | 18 | 0  |
| Devin Duvernay  | 2  | 21  | 10.5 | 18 | 0  |
| Patrick Ricard  | 1  | 9   | 9.0  | 9  | 0  |
| TOTAL           | 23 | 253 | 11.0 | 29 | 1  |

| TOP DEFENSE      | TOT | SOLO | AST | SCK | YDS | INT |
|------------------|-----|------|-----|-----|-----|-----|
| Brandon Williams | 11  | 6    | 5   | 0.0 | 0.0 | 0   |
| Brandon Stephens | 7   | 5    | 2   | 0.0 | 0.0 | 0   |
| Josh Bynes       | 7   | 3    | 4   | 0.0 | 0.0 | 0   |

| FIELD GOALS   | FGM/FGA | PERCENT | RESULTS  |
|---------------|---------|---------|----------|
| Justin Tucker | 2-2     | 100.0   | 35G, 28G |
| TOTAL         | 2-2     | 100.0   |          |

PITTSBURGH STEELERS

| PASSING            | ATT | CP | YDS | SK/YD | TD | LG | INT | RTG   |
|--------------------|-----|----|-----|-------|----|----|-----|-------|
| Ben Roethlisberger | 31  | 21 | 236 | 1/0   | 2  | 40 | 0   | 111.8 |
| TOTAL              | 31  | 21 | 236 | 1/0   | 2  | 40 | 0   | 111.8 |

| RUSHING            | ATT | YDS | AVG  | LG | TD |
|--------------------|-----|-----|------|----|----|
| Najee Harris       | 21  | 71  | 3.4  | 13 | 0  |
| Benny Snell Jr.    | 2   | 13  | 6.5  | 8  | 0  |
| Chase Claypool     | 1   | 2   | 2.0  | 2  | 0  |
| Ben Roethlisberger | 1   | -1  | -1.0 | -1 | 0  |
| TOTAL              | 25  | 85  | 3.4  | 13 | 0  |

| RECEIVING       | NO | YDS | AVG  | LG  | TD |
|-----------------|----|-----|------|-----|----|
| Diontae Johnson | 8  | 105 | 13.1 | 29t | 2  |
| Najee Harris    | 5  | 36  | 7.2  | 18  | 0  |
| Pat Freiermuth  | 3  | 26  | 8.7  | 17  | 0  |
| Chase Claypool  | 2  | 52  | 26.0 | 40  | 0  |
| Zach Gentry     | 2  | 10  | 5.0  | 5   | 0  |
| Ray-Ray McCloud | 1  | 7   | 7.0  | 7   | 0  |
| TOTAL           | 21 | 236 | 11.2 | 40  | 2  |

| TOP DEFENSE        | TOT | SOLO | AST | SCK | YDS  | INT |
|--------------------|-----|------|-----|-----|------|-----|
| Minkah Fitzpatrick | 9   | 7    | 2   | 0.0 | 0.0  | 1   |
| Joe Schobert       | 7   | 6    | 1   | 0.0 | 0.0  | 0   |
| T.J. Watt          | 6   | 5    | 1   | 3.5 | 12.0 | 0   |

| FIELD GOALS   | FGM/FGA | PERCENT | RESULTS  |
|---------------|---------|---------|----------|
| Chris Boswell | 2-2     | 100.0   | 53G, 43G |
| TOTAL         | 2-2     | 100.0   |          |

Team Statistics

|                              |          |          |
|------------------------------|----------|----------|
| First Downs                  | 22       | 17       |
| 3rd-Down Eff. (Made/Att/Pct) | 8/16/50% | 5/12/42% |
| 4th-Down Eff. (Made/Att/Pct) | 0/0/0%   | 0/0/0%   |
| Total Net Yards              | 326      | 321      |
| Total Plays                  | 69       | 57       |
| Yards Per Play               | 4.7      | 5.6      |
| Rushes/Net Yards             | 25/107   | 25/85    |
| Net Passing                  | 219      | 236      |
| Pass Attempts/Completions    | 37/23    | 31/21    |
| Had Intercepted              | 1        | 0        |
| Sacked/Yards Lost            | 7/34     | 1/0      |
| Punts/Average                | 4/50.8   | 5/43.4   |
| Penalties/Yards              | 10/55    | 5/81     |
| Fumbles/Lost                 | 1/0      | 0/0      |
| Possession Time              | 36:30    | 23:30    |

Ravens Steelers



28

**WEEK 14**  
**Pittsburgh Steelers 28, Minnesota Vikings 36**  
**66,718 U.S. Bank Stadium Dec 9, 2021**



36

|                     |   |    |   |    |   |    |
|---------------------|---|----|---|----|---|----|
| Pittsburgh Steelers | 0 | 0  | 7 | 21 | — | 28 |
| Minnesota Vikings   | 6 | 17 | 6 | 7  | — | 36 |

**SCORING DRIVES**

| TEAM     | QTR | TIME  | SCORING PLAY  | PIT | MIN |
|----------|-----|-------|---|-----|-----|
| Vikings  | 1   | 03:31 | J.Jefferson 14 yd. pass from K.Cousins (kick failed, wr) (5-61, 2:01)                         | 0   | 6   |
| Vikings  | 2   | 14:43 | G.Joseph 38 yd. Field Goal (7-37, 2:02)   | 0   | 9   |
| Vikings  | 2   | 09:55 | D.Cook 29 yd. run (G.Joseph kick) (5-78, 3:06)  | 0   | 16  |
| Vikings  | 2   | 02:20 | D.Cook 7 yd. run (G.Joseph kick) (12-60, 5:19)  | 0   | 23  |
| Vikings  | 3   | 09:36 | G.Joseph 42 yd. Field Goal (7-10, 2:49)   | 0   | 26  |
| Vikings  | 3   | 06:15 | G.Joseph 25 yd. Field Goal (6-23, 2:07)   | 0   | 29  |
| Steelers | 3   | 02:11 | N.Harris 3 yd. pass from B.Roethlisberger (C.Boswell kick) (10-75, 4:04)                      | 7   | 29  |
| Steelers | 4   | 14:49 | N.Harris 1 yd. run (C.Boswell kick) (7-42, 2:14)  | 14  | 29  |
| Steelers | 4   | 12:11 | J.Washington 30 yd. pass from B.Roethlisberger (pass failed) (3-69, 1:06)                     | 20  | 29  |
| Vikings  | 4   | 10:51 | K.Osborn 62 yd. pass from K.Cousins (G.Joseph kick) (3-75, 1:20)                              | 20  | 36  |
| Steelers | 4   | 04:14 | P.Freiermuth 15 yd. pass from B.Roethlisberger (B.Roethlisberger-D.Johnson pass) (2-21, 0:44) | 28  | 36  |

**PITTSBURGH STEELERS**

| PASSING            | ATT | CP | YDS | SK/YD | TD | LG | INT | RTG   |
|--------------------|-----|----|-----|-------|----|----|-----|-------|
| Ben Roethlisberger | 40  | 28 | 308 | 5/39  | 3  | 38 | 1   | 107.1 |
| TOTAL              | 40  | 28 | 308 | 5/39  | 3  | 38 | 1   | 107.1 |

| RUSHING            | ATT | YDS | AVG  | LG | TD |
|--------------------|-----|-----|------|----|----|
| Najee Harris       | 20  | 94  | 4.7  | 23 | 1  |
| Diontae Johnson    | 1   | 7   | 7.0  | 7  | 0  |
| Ben Roethlisberger | 1   | 5   | 5.0  | 5  | 0  |
| Chase Claypool     | 1   | 2   | 2.0  | 2  | 0  |
| Benny Snell Jr.    | 1   | -2  | -2.0 | -2 | 0  |
| TOTAL              | 24  | 106 | 4.4  | 23 | 1  |

| RECEIVING        | NO | YDS | AVG  | LG  | TD |
|------------------|----|-----|------|-----|----|
| Chase Claypool   | 8  | 93  | 11.6 | 38  | 0  |
| Ray-Ray McCloud  | 6  | 32  | 5.3  | 10  | 0  |
| Diontae Johnson  | 5  | 76  | 15.2 | 37  | 0  |
| James Washington | 4  | 65  | 16.3 | 30t | 1  |
| Najee Harris     | 3  | 10  | 3.3  | 6   | 1  |
| Pat Freiermuth   | 2  | 32  | 16.0 | 17  | 1  |
| TOTAL            | 28 | 308 | 11.0 | 38  | 3  |

| TOP DEFENSE     | TOT | SOLO | AST | SCK | YDS | INT |
|-----------------|-----|------|-----|-----|-----|-----|
| Devin Bush      | 8   | 3    | 5   | 0.0 | 0.0 | 0   |
| Joe Schobert    | 7   | 4    | 3   | 0.0 | 0.0 | 0   |
| Cameron Heyward | 6   | 3    | 3   | 0.0 | 0.0 | 0   |

| FIELD GOALS   | FGM/FGA | PERCENT | RESULTS |
|---------------|---------|---------|---------|
| Chris Boswell | 0-1     | 0.0     | 49WL    |
| TOTAL         | 0-1     | 0.0     |         |

**MINNESOTA VIKINGS**

| PASSING      | ATT | CP | YDS | SK/YD | TD | LG  | INT | RTG  |
|--------------|-----|----|-----|-------|----|-----|-----|------|
| Kirk Cousins | 31  | 14 | 216 | 0/0   | 2  | 62t | 2   | 63.4 |
| TOTAL        | 31  | 14 | 216 | 0/0   | 2  | 62T | 2   | 63.4 |

| RUSHING            | ATT | YDS | AVG  | LG | TD |
|--------------------|-----|-----|------|----|----|
| Dalvin Cook        | 27  | 205 | 7.6  | 30 | 2  |
| Alexander Mattison | 6   | 27  | 4.5  | 14 | 0  |
| Kirk Cousins       | 2   | 14  | 7.0  | 11 | 0  |
| Justin Jefferson   | 1   | -4  | -4.0 | -4 | 0  |
| TOTAL              | 36  | 242 | 6.7  | 30 | 2  |

| RECEIVING        | NO | YDS | AVG  | LG  | TD |
|------------------|----|-----|------|-----|----|
| Justin Jefferson | 7  | 79  | 11.3 | 22  | 1  |
| K.J. Osborn      | 3  | 83  | 27.7 | 62t | 1  |
| Tyler Conklin    | 2  | 20  | 10.0 | 19  | 0  |
| Chris Hemdon     | 1  | 17  | 17.0 | 17  | 0  |
| Dalvin Cook      | 1  | 17  | 17.0 | 17  | 0  |
| TOTAL            | 14 | 216 | 15.4 | 62T | 2  |

| TOP DEFENSE      | TOT | SOLO | AST | SCK | YDS | INT |
|------------------|-----|------|-----|-----|-----|-----|
| Eric Kendricks   | 11  | 5    | 6   | 1.0 | 9.0 | 0   |
| Anthony Barr     | 9   | 4    | 5   | 0.0 | 0.0 | 0   |
| Bashaud Breeland | 8   | 7    | 1   | 0.0 | 0.0 | 1   |

| FIELD GOALS | FGM/FGA | PERCENT | RESULTS             |
|-------------|---------|---------|---------------------|
| Greg Joseph | 3-4     | 75.0    | 53WL, 38G, 42G, 25G |
| TOTAL       | 3-4     | 75.0    |                     |

**Team Statistics**

|                              | Steelers | Vikings  |
|------------------------------|----------|----------|
| First Downs                  | 22       | 22       |
| 3rd-Down Eff. (Made/Att/Pct) | 4/13/31% | 5/14/36% |
| 4th-Down Eff. (Made/Att/Pct) | 2/2/100% | 1/1/100% |
| Total Net Yards              | 375      | 458      |
| Total Plays                  | 69       | 67       |
| Yards Per Play               | 5.4      | 6.8      |
| Rushes/Net Yards             | 24/106   | 36/242   |
| Net Passing                  | 269      | 216      |
| Pass Attempts/Completions    | 40/28    | 31/14    |
| Had Intercepted              | 1        | 2        |
| Sacked/Yards Lost            | 5/39     | 0/0      |
| Punts/Average                | 6/43.0   | 3/48.7   |
| Penalties/Yards              | 10/85    | 11/102   |
| Fumbles/Lost                 | 1/0      | 0/0      |
| Possession Time              | 29:32    | 30:28    |

**Steelers Vikings**



13

WEEK 15

Tennessee Titans 13, Pittsburgh Steelers 19  
59,521 🇺🇸 Heinz Field 🇺🇸 Dec 19, 2021



19

|                     |    |   |   |   |   |    |
|---------------------|----|---|---|---|---|----|
| Tennessee Titans    | 10 | 3 | 0 | 0 | — | 13 |
| Pittsburgh Steelers | 0  | 3 | 7 | 9 | — | 19 |

SCORING DRIVES

| TEAM     | QTR | TIME  | SCORING PLAY   | TEN | PIT |
|----------|-----|-------|--|-----|-----|
| Titans   | 1   | 07:41 | R.Tannehill 1 yd. run (R.Bullock kick) (6:25, 2:29)      | 7   | 0   |
| Titans   | 1   | 01:13 | R.Bullock 26 yd. Field Goal (11:45, 4:54)                | 10  | 0   |
| Steelers | 2   | 10:35 | C.Boswell 36 yd. Field Goal (5:18, 2:11)                 | 10  | 3   |
| Titans   | 2   | 00:18 | R.Bullock 32 yd. Field Goal (19:64,10:17)                | 13  | 3   |
| Steelers | 3   | 03:08 | B.Roethlisberger 1 yd. run (C.Boswell kick) (8:63, 3:59) | 13  | 10  |
| Steelers | 4   | 13:24 | C.Boswell 28 yd. Field Goal (7:31, 2:26)                 | 13  | 13  |
| Steelers | 4   | 07:20 | C.Boswell 46 yd. Field Goal (4:4, 1:56)                  | 13  | 16  |
| Steelers | 4   | 04:29 | C.Boswell 48 yd. Field Goal (4:5, 2:07)                  | 13  | 19  |

TENNESSEE TITANS

| PASSING        | ATT | CP | YDS | SK/YD | TD | LG | INT | RTG  |
|----------------|-----|----|-----|-------|----|----|-----|------|
| Ryan Tannehill | 32  | 23 | 153 | 4/36  | 0  | 18 | 1   | 68.9 |
| TOTAL          | 32  | 23 | 153 | 4/36  | 0  | 18 | 1   | 68.9 |

| RUSHING           | ATT | YDS | AVG | LG | TD |
|-------------------|-----|-----|-----|----|----|
| D'Onta Foreman    | 22  | 108 | 4.9 | 20 | 0  |
| Dontrell Hilliard | 9   | 49  | 5.4 | 15 | 0  |
| Jeremy McNichols  | 6   | 26  | 4.3 | 9  | 0  |
| Ryan Tannehill    | 5   | 18  | 3.6 | 11 | 1  |
| TOTAL             | 42  | 201 | 4.8 | 20 | 1  |

| RECEIVING             | NO | YDS | AVG  | LG | TD |
|-----------------------|----|-----|------|----|----|
| Nick Westbrook-Ikhine | 4  | 32  | 8.0  | 12 | 0  |
| Chester Rogers        | 4  | 30  | 7.5  | 13 | 0  |
| Dontrell Hilliard     | 4  | 10  | 2.5  | 5  | 0  |
| Jeremy McNichols      | 3  | 25  | 8.3  | 11 | 0  |
| D'Onta Foreman        | 2  | 27  | 13.5 | 18 | 0  |
| Anthony Firkser       | 2  | 19  | 9.5  | 11 | 0  |
| Cody Hollister        | 1  | 5   | 5.0  | 5  | 0  |
| Geoff Swaim           | 1  | 5   | 5.0  | 5  | 0  |
| MyCole Pruitt         | 1  | 1   | 1.0  | 1  | 0  |
| Racey McMath          | 1  | -1  | -1.0 | -1 | 0  |
| TOTAL                 | 23 | 153 | 6.7  | 18 | 0  |

| TOP DEFENSE     | TOT | SOLO | AST | SCK | YDS | INT |
|-----------------|-----|------|-----|-----|-----|-----|
| Zach Cunningham | 6   | 4    | 2   | 0.0 | 0.0 | 0   |
| Rashaan Evans   | 5   | 3    | 2   | 0.0 | 0.0 | 0   |
| Elijah Molden   | 4   | 4    | 0   | 0.0 | 0.0 | 0   |

| FIELD GOALS   | FGM/FGA | PERCENT | RESULTS  |
|---------------|---------|---------|----------|
| Randy Bullock | 2-2     | 100.0   | 26G, 32G |
| TOTAL         | 2-2     | 100.0   |          |

PITTSBURGH STEELERS

| PASSING            | ATT | CP | YDS | SK/YD | TD | LG | INT | RTG  |
|--------------------|-----|----|-----|-------|----|----|-----|------|
| Ben Roethlisberger | 25  | 16 | 148 | 3/15  | 0  | 19 | 0   | 80.1 |
| TOTAL              | 25  | 16 | 148 | 3/15  | 0  | 19 | 0   | 80.1 |

| RUSHING            | ATT | YDS | AVG  | LG | TD |
|--------------------|-----|-----|------|----|----|
| Najee Harris       | 12  | 18  | 1.5  | 7  | 0  |
| Diontae Johnson    | 1   | 10  | 10.0 | 10 | 0  |
| Chase Claypool     | 1   | 7   | 7.0  | 7  | 0  |
| Ben Roethlisberger | 3   | 0   | 0.0  | 1t | 1  |
| TOTAL              | 17  | 35  | 2.1  | 10 | 1  |

| RECEIVING        | NO | YDS | AVG  | LG | TD |
|------------------|----|-----|------|----|----|
| Diontae Johnson  | 5  | 38  | 7.6  | 16 | 0  |
| Pat Freiermuth   | 4  | 37  | 9.3  | 14 | 0  |
| James Washington | 3  | 36  | 12.0 | 19 | 0  |
| Najee Harris     | 2  | 8   | 4.0  | 5  | 0  |
| Zach Gentry      | 1  | 17  | 17.0 | 17 | 0  |
| Ray-Ray McCloud  | 1  | 0   | 0.0  | 0  | 0  |
| TOTAL            | 16 | 148 | 9.3  | 19 | 0  |

| TOP DEFENSE        | TOT | SOLO | AST | SCK | YDS | INT |
|--------------------|-----|------|-----|-----|-----|-----|
| Minkah Fitzpatrick | 14  | 12   | 2   | 0.0 | 0.0 | 0   |
| Terrell Edmunds    | 10  | 7    | 3   | 0.0 | 0.0 | 0   |
| Joe Schobert       | 7   | 4    | 3   | 0.0 | 0.0 | 1   |

| FIELD GOALS   | FGM/FGA | PERCENT | RESULTS                  |
|---------------|---------|---------|--------------------------|
| Chris Boswell | 4-5     | 80.0    | 36G, 56SH, 28G, 46G, 48G |
| TOTAL         | 4-5     | 80.0    |                          |

Team Statistics

|                              |          |          |
|------------------------------|----------|----------|
| First Downs                  | 22       | 12       |
| 3rd-Down Eff. (Made/Att/Pct) | 8/18/44% | 2/11/18% |
| 4th-Down Eff. (Made/Att/Pct) | 1/2/50%  | 0/0/0%   |
| Total Net Yards              | 318      | 168      |
| Total Plays                  | 78       | 45       |
| Yards Per Play               | 4.1      | 3.7      |
| Rushes/Net Yards             | 42/201   | 17/35    |
| Net Passing                  | 117      | 133      |
| Pass Attempts/Completions    | 32/23    | 25/16    |
| Had Intercepted              | 1        | 0        |
| Sacked/Yards Lost            | 4/36     | 3/15     |
| Punts/Average                | 3/47.7   | 5/39.8   |
| Penalties/Yards              | 7/68     | 5/30     |
| Fumbles/Lost                 | 5/3      | 0/0      |
| Possession Time              | 39:08    | 20:52    |

Titans Steelers



WEEK 16  
Pittsburgh Steelers 10, Kansas City Chiefs 36  
73,371 Arrowhead Stadium Dec 26, 2021



|                     |    |   |   |   |   |    |
|---------------------|----|---|---|---|---|----|
| Pittsburgh Steelers | 0  | 0 | 3 | 7 | — | 10 |
| Kansas City Chiefs  | 14 | 9 | 7 | 6 | — | 36 |

SCORING DRIVES

| TEAM     | QTR | TIME  | SCORING PLAY   | PIT | KC |
|----------|-----|-------|--|-----|----|
| Chiefs   | 1   | 04:07 | C.Edwards-Helaire 1 yd. run (E.Fry kick) (14-73, 8:10)                     | 0   | 7  |
| Chiefs   | 1   | 01:05 | B.Pringle 5 yd. pass from P.Mahomes (E.Fry kick) (6-49, 2:54)              | 0   | 14 |
| Chiefs   | 2   | 08:45 | E.Fry 44 yd. Field Goal (10-54, 5:01)                                      | 0   | 17 |
| Chiefs   | 2   | 02:13 | M.Hardman 8 yd. pass from P.Mahomes (kick failed, wl) (6-74, 2:50)         | 0   | 23 |
| Chiefs   | 3   | 08:53 | B.Pringle 16 yd. pass from P.Mahomes (E.Fry kick) (7-51, 3:51)             | 0   | 30 |
| Steelers | 3   | 03:34 | C.Boswell 34 yd. Field Goal (15-54, 5:19)                                  | 3   | 30 |
| Chiefs   | 4   | 11:57 | E.Fry 34 yd. Field Goal (12-59, 6:37)                                      | 3   | 33 |
| Chiefs   | 4   | 09:41 | E.Fry 30 yd. Field Goal (4-5, 2:02)  | 3   | 36 |
| Steelers | 4   | 02:54 | D.Johnson 15 yd. pass from B.Roethlisberger (C.Boswell kick) (17-85, 6:47) | 10  | 36 |

PITTSBURGH STEELERS

| PASSING            | ATT | CP | YDS | SK/YD | TD | LG | INT | RTG  |
|--------------------|-----|----|-----|-------|----|----|-----|------|
| Ben Roethlisberger | 35  | 23 | 159 | 2/21  | 1  | 24 | 1   | 73.4 |
| Mason Rudolph      | 8   | 5  | 35  | 0/0   | 0  | 12 | 0   | 72.4 |
| TOTAL              | 43  | 28 | 194 | 2/21  | 1  | 24 | 1   | 73.2 |

| RUSHING         | ATT | YDS | AVG  | LG | TD |
|-----------------|-----|-----|------|----|----|
| Najee Harris    | 19  | 93  | 4.9  | 21 | 0  |
| Benny Snell Jr. | 5   | 20  | 4.0  | 8  | 0  |
| Mason Rudolph   | 1   | 17  | 17.0 | 17 | 0  |
| TOTAL           | 25  | 130 | 5.2  | 21 | 0  |

| RECEIVING       | NO | YDS | AVG  | LG | TD |
|-----------------|----|-----|------|----|----|
| Diontae Johnson | 6  | 51  | 8.5  | 18 | 1  |
| Najee Harris    | 5  | 17  | 3.4  | 6  | 0  |
| Chase Claypool  | 4  | 41  | 10.3 | 24 | 0  |
| Zach Gentry     | 4  | 31  | 7.8  | 12 | 0  |
| Ray-Ray McCloud | 4  | 25  | 6.3  | 17 | 0  |
| Cody White      | 3  | 16  | 5.3  | 6  | 0  |
| Kevin Rader     | 1  | 7   | 7.0  | 7  | 0  |
| Benny Snell Jr. | 1  | 6   | 6.0  | 6  | 0  |
| TOTAL           | 28 | 194 | 6.9  | 24 | 1  |

| TOP DEFENSE        | TOT | SOLO | AST | SCK | YDS | INT |
|--------------------|-----|------|-----|-----|-----|-----|
| Robert Spillane    | 13  | 5    | 8   | 0.0 | 0.0 | 0   |
| Minkah Fitzpatrick | 12  | 5    | 7   | 0.0 | 0.0 | 0   |
| Joe Schobert       | 10  | 4    | 6   | 0.0 | 0.0 | 0   |

| FIELD GOALS   | FGM/FGA | PERCENT | RESULTS   |
|---------------|---------|---------|-----------|
| Chris Boswell | 1-2     | 50.0    | 36WL, 34G |
| TOTAL         | 1-2     | 50.0    |           |

KANSAS CITY CHIEFS

| PASSING         | ATT | CP | YDS | SK/YD | TD | LG | INT | RTG   |
|-----------------|-----|----|-----|-------|----|----|-----|-------|
| Patrick Mahomes | 30  | 23 | 258 | 2/4   | 3  | 50 | 0   | 135.1 |
| TOTAL           | 30  | 23 | 258 | 2/4   | 3  | 50 | 0   | 135.1 |

| RUSHING               | ATT | YDS | AVG | LG | TD |
|-----------------------|-----|-----|-----|----|----|
| Darrel Williams       | 11  | 55  | 5.0 | 12 | 0  |
| Derrick Gore          | 12  | 43  | 3.6 | 10 | 0  |
| Clyde Edwards-Helaire | 9   | 27  | 3.0 | 7  | 1  |
| Michael Burton        | 1   | 2   | 2.0 | 2  | 0  |
| Chad Henne            | 2   | 0   | 0.0 | 0  | 0  |
| TOTAL                 | 35  | 127 | 3.6 | 12 | 1  |

| RECEIVING             | NO | YDS | AVG  | LG | TD |
|-----------------------|----|-----|------|----|----|
| Byron Pringle         | 6  | 75  | 12.5 | 22 | 2  |
| Derrick Gore          | 3  | 61  | 20.3 | 50 | 0  |
| Mecole Hardman        | 3  | 31  | 10.3 | 14 | 1  |
| Darrel Williams       | 3  | 30  | 10.0 | 18 | 0  |
| Tyreek Hill           | 2  | 19  | 9.5  | 10 | 0  |
| Demarcus Robinson     | 2  | 15  | 7.5  | 9  | 0  |
| Noah Gray             | 2  | 12  | 6.0  | 7  | 0  |
| Blake Bell            | 1  | 11  | 11.0 | 11 | 0  |
| Clyde Edwards-Helaire | 1  | 4   | 4.0  | 4  | 0  |
| TOTAL                 | 23 | 258 | 11.2 | 50 | 3  |

| TOP DEFENSE     | TOT | SOLO | AST | SCK | YDS | INT |
|-----------------|-----|------|-----|-----|-----|-----|
| Ben Niemann     | 7   | 6    | 1   | 0.0 | 0.0 | 0   |
| Dicaprio Bootle | 7   | 5    | 2   | 0.0 | 0.0 | 0   |
| Juan Thornhill  | 7   | 4    | 3   | 0.0 | 0.0 | 0   |

| FIELD GOALS | FGM/FGA | PERCENT | RESULTS             |
|-------------|---------|---------|---------------------|
| Elliott Fry | 3-4     | 75.0    | 44G, 39WL, 34G, 30G |
| TOTAL       | 3-4     | 75.0    |                     |

| Team Statistics              | Steelers | Chiefs   |
|------------------------------|----------|----------|
| First Downs                  | 20       | 25       |
| 3rd-Down Eff. (Made/Att/Pct) | 5/13/38% | 4/11/36% |
| 4th-Down Eff. (Made/Att/Pct) | 2/3/67%  | 1/1/100% |
| Total Net Yards              | 303      | 381      |
| Total Plays                  | 70       | 67       |
| Yards Per Play               | 4.3      | 5.7      |
| Rushes/Net Yards             | 25/130   | 35/127   |
| Net Passing                  | 173      | 254      |
| Pass Attempts/Completions    | 43/28    | 30/23    |
| Had Intercepted              | 1        | 0        |
| Sacked/Yards Lost            | 2/21     | 2/4      |
| Punts/Average                | 2/60.5   | 2/45.5   |
| Penalties/Yards              | 5/40     | 5/41     |
| Fumbles/Lost                 | 2/2      | 3/0      |
| Possession Time              | 25:18    | 34:42    |



14

WEEK 17  
Cleveland Browns 14, Pittsburgh Steelers 26  
63,624 🇺🇸 Heinz Field 🇺🇸 Jan 3, 2022



26

|                     |   |    |   |    |   |    |
|---------------------|---|----|---|----|---|----|
| Cleveland Browns    | 0 | 0  | 7 | 7  | — | 14 |
| Pittsburgh Steelers | 0 | 10 | 3 | 13 | — | 26 |

SCORING DRIVES

| TEAM     | QTR | TIME  | SCORING PLAY  | CLE | PIT |
|----------|-----|-------|---|-----|-----|
| Steelers | 2   | 10:39 | D.Johnson 5 yd. pass from B.Roethlisberger (C.Boswell kick) (10-66, 4:14) | 0   | 7   |
| Steelers | 2   | 03:02 | C.Boswell 22 yd. Field Goal (11-39, 4:01)                                 | 0   | 10  |
| Steelers | 3   | 08:20 | C.Boswell 30 yd. Field Goal (11-66, 4:16)                                 | 0   | 13  |
| Browns   | 3   | 00:56 | D.Njoku 3 yd. pass from B.Mayfield (C.McLaughlin kick) (4-48, 2:02)       | 7   | 13  |
| Steelers | 4   | 09:45 | C.Boswell 50 yd. Field Goal (8-25, 3:50)                                  | 7   | 16  |
| Steelers | 4   | 05:48 | C.Boswell 48 yd. Field Goal (4-7, 1:35)                                   | 7   | 19  |
| Browns   | 4   | 01:10 | H.Bryant 1 yd. pass from B.Mayfield (C.McLaughlin kick) (17-76, 4:38)     | 14  | 19  |
| Steelers | 4   | 00:51 | N.Harris 37 yd. run (C.Boswell kick) (3-45, 0:19)                         | 14  | 26  |

CLEVELAND BROWNS

| PASSING        | ATT | CP | YDS | SK/YD | TD | LG | INT | RTG  |
|----------------|-----|----|-----|-------|----|----|-----|------|
| Baker Mayfield | 38  | 16 | 185 | 9/46  | 2  | 39 | 2   | 53.1 |
| TOTAL          | 38  | 16 | 185 | 9/46  | 2  | 39 | 2   | 53.1 |

| RUSHING          | ATT | YDS | AVG | LG | TD |
|------------------|-----|-----|-----|----|----|
| Nick Chubb       | 12  | 58  | 4.8 | 32 | 0  |
| Baker Mayfield   | 2   | 16  | 8.0 | 14 | 0  |
| D'Ernest Johnson | 5   | 13  | 2.6 | 4  | 0  |
| Jarvis Landry    | 1   | 6   | 6.0 | 6  | 0  |
| TOTAL            | 20  | 93  | 4.7 | 32 | 0  |

| RECEIVING             | NO | YDS | AVG  | LG | TD |
|-----------------------|----|-----|------|----|----|
| Jarvis Landry         | 4  | 43  | 10.8 | 20 | 0  |
| David Njoku           | 4  | 28  | 7.0  | 9  | 1  |
| Donovan Peoples-Jones | 3  | 76  | 25.3 | 39 | 0  |
| Austin Hooper         | 2  | 28  | 14.0 | 21 | 0  |
| Rashard Higgins       | 1  | 8   | 8.0  | 8  | 0  |
| D'Ernest Johnson      | 1  | 1   | 1.0  | 1  | 0  |
| Harrison Bryant       | 1  | 1   | 1.0  | 1t | 1  |
| TOTAL                 | 16 | 185 | 11.6 | 39 | 2  |

| TOP DEFENSE        | TOT | SOLO | AST | SCK | YDS | INT |
|--------------------|-----|------|-----|-----|-----|-----|
| Grant Delpit       | 11  | 7    | 4   | 0.0 | 0.0 | 0   |
| Anthony Walker Jr. | 9   | 3    | 6   | 0.0 | 0.0 | 0   |
| Greg Newsome II    | 8   | 7    | 1   | 0.0 | 0.0 | 0   |

| FIELD GOALS    | FGM/FGA | PERCENT | RESULTS |
|----------------|---------|---------|---------|
| No Field Goals |         |         |         |

PITTSBURGH STEELERS

| PASSING            | ATT | CP | YDS | SK/YD | TD | LG | INT | RTG  |
|--------------------|-----|----|-----|-------|----|----|-----|------|
| Ben Roethlisberger | 46  | 24 | 123 | 2/14  | 1  | 13 | 1   | 56.2 |
| TOTAL              | 46  | 24 | 123 | 2/14  | 1  | 13 | 1   | 56.3 |

| RUSHING            | ATT | YDS | AVG  | LG  | TD |
|--------------------|-----|-----|------|-----|----|
| Najee Harris       | 28  | 188 | 6.7  | 37t | 1  |
| Benny Snell Jr.    | 1   | 2   | 2.0  | 2   | 0  |
| Derek Watt         | 1   | 1   | 1.0  | 1   | 0  |
| Ben Roethlisberger | 1   | -1  | -1.0 | -1  | 0  |
| TOTAL              | 31  | 190 | 6.1  | 37T | 1  |

| RECEIVING       | NO | YDS | AVG | LG | TD |
|-----------------|----|-----|-----|----|----|
| Diontae Johnson | 8  | 31  | 3.9 | 10 | 1  |
| Pat Freiermuth  | 5  | 22  | 4.4 | 12 | 0  |
| Ray-Ray McCloud | 4  | 35  | 8.8 | 12 | 0  |
| Najee Harris    | 3  | 18  | 6.0 | 13 | 0  |
| Chase Claypool  | 3  | 17  | 5.7 | 8  | 0  |
| Zach Gentry     | 1  | 0   | 0.0 | 0  | 0  |
| TOTAL           | 24 | 123 | 5.1 | 13 | 1  |

| TOP DEFENSE     | TOT | SOLO | AST | SCK | YDS  | INT |
|-----------------|-----|------|-----|-----|------|-----|
| Robert Spillane | 8   | 4    | 4   | 0.0 | 0.0  | 0   |
| Alex Highsmith  | 7   | 7    | 0   | 2.0 | 14.0 | 0   |
| T.J. Watt       | 5   | 5    | 0   | 4.0 | 25.0 | 0   |

| FIELD GOALS   | FGM/FGA | PERCENT | RESULTS            |
|---------------|---------|---------|--------------------|
| Chris Boswell | 4-4     | 100.0   | 22G, 30G, 50G, 48G |
| TOTAL         | 4-4     | 100.0   |                    |

Team Statistics

|                              |          |          |
|------------------------------|----------|----------|
| First Downs                  | 15       | 20       |
| 3rd-Down Eff. (Made/Att/Pct) | 5/17/29% | 5/18/28% |
| 4th-Down Eff. (Made/Att/Pct) | 1/3/33%  | 1/2/50%  |
| Total Net Yards              | 232      | 299      |
| Total Plays                  | 67       | 79       |
| Yards Per Play               | 3.5      | 3.8      |
| Rushes/Net Yards             | 20/93    | 31/190   |
| Net Passing                  | 139      | 109      |
| Pass Attempts/Completions    | 38/16    | 46/24    |
| Had Intercepted              | 2        | 1        |
| Sacked/Yards Lost            | 9/46     | 2/14     |
| Punts/Average                | 8/42.8   | 5/48.8   |
| Penalties/Yards              | 10/77    | 5/51     |
| Fumbles/Lost                 | 0/0      | 2/0      |
| Possession Time              | 25:05    | 34:55    |

Browns Steelers



WEEK 18  
Pittsburgh Steelers 16, Baltimore Ravens 13 (OT)  
70,453 M&T Bank Stadium Jan 9, 2022



|                           |   |   |   |   |   |   |    |
|---------------------------|---|---|---|---|---|---|----|
| Pittsburgh Steelers ..... | 3 | 0 | 3 | 7 | 3 | — | 16 |
| Baltimore Ravens .....    | 0 | 3 | 7 | 3 | 0 | — | 13 |

SCORING DRIVES

| TEAM     | QTR | TIME  | SCORING PLAY   | PIT | BAL |
|----------|-----|-------|--|-----|-----|
| Steelers | 1   | 06:06 | C.Boswell 28 yd. Field Goal (7-29, 3:51)                                   | 3   | 0   |
| Ravens   | 2   | 00:11 | J.Tucker 24 yd. Field Goal (8-34, 1:35)                                    |     | 3   |
| Ravens   | 3   | 12:32 | L.Murray 46 yd. run (J.Tucker kick) (5-68, 2:28)                           |     | 3   |
| Steelers | 3   | 07:41 | C.Boswell 40 yd. Field Goal (8-50, 4:51)                                   | 6   | 10  |
| Steelers | 4   | 02:54 | C.Claypool 6 yd. pass from B.Roethlisberger (C.Boswell kick) (10-50, 5:13) | 13  | 10  |
| Ravens   | 4   | 01:13 | J.Tucker 46 yd. Field Goal (7-40, 1:41)                                    |     | 13  |
| Steelers | OT  | 01:56 | C.Boswell 36 yd. Field Goal (15-65, 4:28)                                  | 16  | 13  |

PITTSBURGH STEELERS

| PASSING            | ATT | CP | YDS | SK/YD | TD | LG | INT | RTG  |
|--------------------|-----|----|-----|-------|----|----|-----|------|
| Ben Roethlisberger | 44  | 30 | 244 | 1/9   | 1  | 25 | 1   | 80.1 |
| TOTAL              | 44  | 30 | 244 | 1/9   | 1  | 25 | 1   | 80.1 |

| RUSHING            | ATT | YDS | AVG  | LG | TD |
|--------------------|-----|-----|------|----|----|
| Chase Claypool     | 3   | 33  | 11.0 | 17 | 0  |
| Najee Harris       | 11  | 28  | 2.5  | 15 | 0  |
| Benny Snell Jr.    | 12  | 22  | 1.8  | 9  | 0  |
| Kalen Ballage      | 1   | 0   | 0.0  | 0  | 0  |
| Ben Roethlisberger | 3   | -4  | -1.3 | -1 | 0  |
| TOTAL              | 30  | 79  | 2.6  | 17 | 0  |

| RECEIVING       | NO | YDS | AVG | LG | TD |
|-----------------|----|-----|-----|----|----|
| Diontae Johnson | 7  | 51  | 7.3 | 16 | 0  |
| Pat Freiermuth  | 6  | 53  | 8.8 | 14 | 0  |
| Chase Claypool  | 5  | 37  | 7.4 | 10 | 1  |
| Zach Gentry     | 4  | 39  | 9.8 | 25 | 0  |
| Ray-Ray McCloud | 4  | 37  | 9.3 | 20 | 0  |
| Najee Harris    | 4  | 27  | 6.8 | 11 | 0  |
| TOTAL           | 30 | 244 | 8.1 | 25 | 1  |

| TOP DEFENSE        | TOT | SOLO | AST | SCK | YDS | INT |
|--------------------|-----|------|-----|-----|-----|-----|
| Chris Wormley      | 7   | 3    | 4   | 1.0 | 4.0 | 0   |
| Cameron Heyward    | 6   | 5    | 1   | 1.0 | 2.0 | 0   |
| Minkah Fitzpatrick | 6   | 5    | 1   | 0.0 | 0.0 | 0   |

| FIELD GOALS   | FGM/FGA | PERCENT | RESULTS       |
|---------------|---------|---------|---------------|
| Chris Boswell | 3-3     | 100.0   | 28G, 40G, 36G |
| TOTAL         | 3-3     | 100.0   |               |

BALTIMORE RAVENS

| PASSING       | ATT | CP | YDS | SK/YD | TD | LG | INT | RTG  |
|---------------|-----|----|-----|-------|----|----|-----|------|
| Tyler Huntley | 31  | 16 | 141 | 3/9   | 0  | 28 | 2   | 37.2 |
| Sam Koch      | 1   | 0  | 0   | 0/0   | 0  | 0  | 0   | 39.6 |
| TOTAL         | 32  | 16 | 141 | 3/9   | 0  | 28 | 2   | 36.1 |

| RUSHING         | ATT | YDS | AVG | LG  | TD |
|-----------------|-----|-----|-----|-----|----|
| Latavius Murray | 16  | 150 | 9.4 | 46t | 1  |
| Tyler Huntley   | 12  | 72  | 6.0 | 21  | 0  |
| Devonta Freeman | 5   | 21  | 4.2 | 22  | 0  |
| Ty'Son Williams | 1   | 4   | 4.0 | 4   | 0  |
| Devin Duvernay  | 1   | 2   | 2.0 | 2   | 0  |
| Mark Andrews    | 1   | 0   | 0.0 | 0   | 0  |
| TOTAL           | 36  | 249 | 6.9 | 46t | 1  |

| RECEIVING       | NO | YDS | AVG  | LG | TD |
|-----------------|----|-----|------|----|----|
| Mark Andrews    | 8  | 85  | 10.6 | 28 | 0  |
| Marquise Brown  | 3  | 27  | 9.0  | 11 | 0  |
| Rashod Bateman  | 2  | 22  | 11.0 | 19 | 0  |
| Devonta Freeman | 2  | 6   | 3.0  | 5  | 0  |
| Josh Oliver     | 1  | 1   | 1.0  | 1  | 0  |
| TOTAL           | 16 | 141 | 8.8  | 28 | 0  |

| TOP DEFENSE      | TOT | SOLO | AST | SCK | YDS | INT |
|------------------|-----|------|-----|-----|-----|-----|
| Chuck Clark      | 8   | 3    | 5   | 0.0 | 0.0 | 0   |
| Josh Bynes       | 8   | 6    | 2   | 0.0 | 0.0 | 0   |
| Brandon Stephens | 6   | 3    | 3   | 0.0 | 0.0 | 0   |

| FIELD GOALS   | FGM/FGA | PERCENT | RESULTS  |
|---------------|---------|---------|----------|
| Justin Tucker | 2-2     | 100.0   | 24G, 46G |
| TOTAL         | 2-2     | 100.0   |          |

Team Statistics

|                              | Steelers | Ravens   |
|------------------------------|----------|----------|
| First Downs                  | 19       | 20       |
| 3rd-Down Eff. (Made/Att/Pct) | 6/17/35% | 3/14/21% |
| 4th-Down Eff. (Made/Att/Pct) | 1/1/100% | 1/2/50%  |
| Total Net Yards              | 314      | 381      |
| Total Plays                  | 75       | 71       |
| Yards Per Play               | 4.2      | 5.4      |
| Rushes/Net Yards             | 30/79    | 36/249   |
| Net Passing                  | 235      | 132      |
| Pass Attempts/Completions    | 44/30    | 32/16    |
| Had Intercepted              | 1        | 2        |
| Sacked/Yards Lost            | 1/9      | 3/9      |
| Punts/Average                | 8/37.3   | 7/38.3   |
| Penalties/Yards              | 6/43     | 1/5      |
| Fumbles/Lost                 | 0/0      | 2/1      |
| Possession Time              | 36:48    | 31:16    |

Steelers Ravens



21

AFC WILD CARD PLAYOFF GAME  
Pittsburgh Steelers 21, Kansas City Chiefs 42  
73,253 Arrowhead Stadium Jan 16, 2022



42

|                     |   |    |    |   |   |    |
|---------------------|---|----|----|---|---|----|
| Pittsburgh Steelers | 0 | 7  | 7  | 7 | — | 21 |
| Kansas City Chiefs  | 0 | 21 | 14 | 7 | — | 42 |

SCORING DRIVES

| TEAM     | QTR | TIME  | SCORING PLAY  | PIT | KC |
|----------|-----|-------|---|-----|----|
| Steelers | 2   | 10:41 | T.Watt 26 yd. fumble return (C.Boswell kick)                                  | 7   | 0  |
| Chiefs   | 2   | 05:45 | J.McKinnon 4 yd. pass from P.Mahomes (H.Butker kick) (8-76, 4:56)             |     | 7  |
| Chiefs   | 2   | 01:55 | B.Pringle 12 yd. pass from P.Mahomes (H.Butker kick) (7-74, 2:43)             |     | 7  |
| Chiefs   | 2   | 00:13 | T.Kelce 48 yd. pass from P.Mahomes (H.Butker kick) (6-80, 0:39)               |     | 7  |
| Chiefs   | 3   | 10:13 | N.Allegretti 1 yd. pass from P.Mahomes (H.Butker kick) (9-68, 4:47)           |     | 7  |
| Chiefs   | 3   | 09:14 | T.Hill 31 yd. pass from P.Mahomes (H.Butker kick) (2-29, 0:42)                |     | 7  |
| Steelers | 3   | 04:10 | D.Johnson 13 yd. pass from B.Roethlisberger (C.Boswell kick) (10-75, 5:04)    | 14  | 35 |
| Chiefs   | 4   | 14:13 | B.Pringle 2 yd. pass from T.Kelce (H.Butker kick) (9-75, 4:57)                |     | 14 |
| Steelers | 4   | 07:36 | J.Washington 15 yd. pass from B.Roethlisberger (C.Boswell kick) (15-75, 6:37) | 21  | 42 |

PITTSBURGH STEELERS

| PASSING            | ATT | CP | YDS | SK/YD | TD | LG | INT | RTG  |
|--------------------|-----|----|-----|-------|----|----|-----|------|
| Ben Roethlisberger | 44  | 29 | 215 | 2/14  | 2  | 22 | 0   | 92.5 |
| TOTAL              | 44  | 29 | 215 | 2/14  | 2  | 22 | 0   | 92.5 |

| RUSHING            | ATT | YDS | AVG  | LG | TD |
|--------------------|-----|-----|------|----|----|
| Najee Harris       | 12  | 29  | 2.4  | 8  | 0  |
| Benny Snell Jr.    | 2   | 15  | 7.5  | 8  | 0  |
| Kalen Ballage      | 4   | 13  | 3.3  | 5  | 0  |
| Ben Roethlisberger | 2   | -1  | -0.5 | 0  | 0  |
| TOTAL              | 20  | 56  | 2.8  | 8  | 0  |

| RECEIVING           | NO | YDS | AVG  | LG  | TD |
|---------------------|----|-----|------|-----|----|
| Diontae Johnson     | 5  | 34  | 6.8  | 13t | 1  |
| JuJu Smith-Schuster | 5  | 26  | 5.2  | 7   | 0  |
| Zach Gentry         | 4  | 33  | 8.3  | 11  | 0  |
| Pat Freiermuth      | 4  | 25  | 6.3  | 9   | 0  |
| Chase Claypool      | 3  | 25  | 8.3  | 16  | 0  |
| James Washington    | 2  | 37  | 18.5 | 22  | 1  |
| Ray-Ray McCloud     | 2  | 20  | 10.0 | 12  | 0  |
| Benny Snell Jr.     | 2  | 16  | 8.0  | 11  | 0  |
| Najee Harris        | 2  | -1  | -0.5 | 0   | 0  |
| TOTAL               | 29 | 215 | 7.4  | 22  | 2  |

| TOP DEFENSE        | TOT | SOLO | AST | SCK | YDS | INT |
|--------------------|-----|------|-----|-----|-----|-----|
| Joe Haden          | 6   | 4    | 2   | 0.0 | 0.0 | 0   |
| Minkah Fitzpatrick | 6   | 5    | 1   | 0.0 | 0.0 | 0   |
| Terrell Edmunds    | 6   | 6    | 0   | 0.0 | 0.0 | 0   |

| FIELD GOALS    | FGM/FGA | PERCENT | RESULTS |
|----------------|---------|---------|---------|
| No Field Goals |         |         |         |

KANSAS CITY CHIEFS

| PASSING         | ATT | CP | YDS | SK/YD | TD | LG  | INT | RTG   |
|-----------------|-----|----|-----|-------|----|-----|-----|-------|
| Patrick Mahomes | 39  | 30 | 404 | 3/34  | 5  | 48t | 1   | 138.2 |
| Travis Kelce    | 1   | 1  | 2   | 0/0   | 1  | 2t  | 0   | 118.8 |
| TOTAL           | 40  | 31 | 406 | 3/34  | 6  | 48T | 1   | 138.1 |

| RUSHING         | ATT | YDS | AVG | LG | TD |
|-----------------|-----|-----|-----|----|----|
| Jerick McKinnon | 12  | 61  | 5.1 | 15 | 0  |
| Patrick Mahomes | 3   | 29  | 9.7 | 23 | 0  |
| Mecole Hardman  | 2   | 6   | 3.0 | 6  | 0  |
| Darrel Williams | 1   | 4   | 4.0 | 4  | 0  |
| Derrick Gore    | 3   | 3   | 1.0 | 5  | 0  |
| Michael Burton  | 1   | 3   | 3.0 | 3  | 0  |
| TOTAL           | 22  | 106 | 4.8 | 23 | 0  |

| RECEIVING         | NO | YDS | AVG  | LG  | TD |
|-------------------|----|-----|------|-----|----|
| Jerick McKinnon   | 6  | 81  | 13.5 | 23  | 1  |
| Travis Kelce      | 5  | 108 | 21.6 | 48t | 1  |
| Tyreek Hill       | 5  | 57  | 11.4 | 31t | 1  |
| Byron Pringle     | 5  | 37  | 7.4  | 15  | 2  |
| Demarcus Robinson | 4  | 76  | 19.0 | 29  | 0  |
| Mecole Hardman    | 4  | 43  | 10.8 | 41  | 0  |
| Blake Bell        | 1  | 3   | 3.0  | 3   | 0  |
| Nick Allegretti   | 1  | 1   | 1.0  | 1t  | 1  |
| TOTAL             | 31 | 406 | 13.1 | 48T | 6  |

| TOP DEFENSE     | TOT | SOLO | AST | SCK | YDS | INT |
|-----------------|-----|------|-----|-----|-----|-----|
| L'Jarius Sneed  | 8   | 6    | 2   | 0.0 | 0.0 | 0   |
| Nick Bolton     | 7   | 5    | 2   | 0.0 | 0.0 | 0   |
| Charvarius Ward | 6   | 5    | 1   | 0.0 | 0.0 | 0   |

| FIELD GOALS    | FGM/FGA | PERCENT | RESULTS |
|----------------|---------|---------|---------|
| No Field Goals |         |         |         |

Team Statistics

|                              | Steelers | Chiefs   |
|------------------------------|----------|----------|
| First Downs                  | 19       | 26       |
| 3rd-Down Eff. (Made/Att/Pct) | 7/16/44% | 8/12/67% |
| 4th-Down Eff. (Made/Att/Pct) | 2/2/100% | 0/0/0%   |
| Total Net Yards              | 257      | 478      |
| Total Plays                  | 66       | 65       |
| Yards Per Play               | 3.9      | 7.4      |
| Rushes/Net Yards             | 20/56    | 22/106   |
| Net Passing                  | 201      | 372      |
| Pass Attempts/Completions    | 44/29    | 40/31    |
| Had Intercepted              | 0        | 1        |
| Sacked/Yards Lost            | 2/14     | 3/34     |
| Punts/Average                | 7/49.7   | 4/34.5   |
| Penalties/Yards              | 4/45     | 3/25     |
| Fumbles/Lost                 | 2/1      | 2/1      |
| Possession Time              | 30:00    | 30:00    |



| 1980 (AFC CENTRAL) |      |      |      |     |
|--------------------|------|------|------|-----|
| Wk                 | CIN  | CLE* | HOU# | PIT |
| 1                  | 0-1  | 0-1  | 0-1  | 1-0 |
| 2                  | 0-2  | 0-2  | 1-1  | 2-0 |
| 3                  | 1-2  | 1-2  | 2-1  | 2-1 |
| 4                  | 1-3  | 2-2  | 3-1  | 3-1 |
| 5                  | 1-4  | 2-3  | 3-2  | 4-1 |
| 6                  | 2-4  | 3-3  | 3-3  | 4-2 |
| 7                  | 3-4  | 4-3  | 4-3  | 4-3 |
| 8                  | 3-5  | 5-3  | 5-3  | 4-4 |
| 9                  | 3-6  | 6-3  | 6-3  | 5-4 |
| 10                 | 3-7  | 7-3  | 7-3  | 6-4 |
| 11                 | 3-8  | 7-4  | 8-4  | 7-4 |
| 12                 | 3-9  | 8-4  | 8-4  | 7-5 |
| 13                 | 4-9  | 9-4  | 8-5  | 8-5 |
| 14                 | 5-9  | 10-4 | 9-5  | 8-6 |
| 15                 | 6-9  | 10-5 | 10-5 | 9-6 |
| 16                 | 6-10 | 11-5 | 11-5 | 9-7 |

| 1983 (AFC CENTRAL) |     |     |      |      |
|--------------------|-----|-----|------|------|
| Wk                 | CIN | CLE | HOU  | PIT* |
| 1                  | 0-1 | 0-1 | 0-1  | 0-1  |
| 2                  | 0-2 | 1-1 | 0-2  | 1-1  |
| 3                  | 0-3 | 2-1 | 0-3  | 2-1  |
| 4                  | 1-3 | 3-1 | 0-4  | 2-2  |
| 5                  | 1-4 | 3-2 | 0-5  | 3-2  |
| 6                  | 1-5 | 4-2 | 0-6  | 4-2  |
| 7                  | 1-6 | 4-3 | 0-7  | 5-2  |
| 8                  | 2-6 | 4-4 | 0-8  | 6-2  |
| 9                  | 3-6 | 5-4 | 0-9  | 7-2  |
| 10                 | 4-6 | 5-5 | 0-10 | 8-2  |
| 11                 | 4-7 | 6-5 | 1-10 | 9-2  |
| 12                 | 5-7 | 7-5 | 1-11 | 9-3  |
| 13                 | 5-8 | 8-5 | 1-12 | 9-4  |
| 14                 | 6-8 | 8-6 | 1-13 | 9-5  |
| 15                 | 7-8 | 8-7 | 2-13 | 10-5 |
| 16                 | 7-9 | 9-7 | 2-14 | 10-6 |

| 1986 (AFC CENTRAL) |      |      |      |      |
|--------------------|------|------|------|------|
| Wk                 | CIN  | CLE* | HOU  | PIT  |
| 1                  | 0-1  | 0-1  | 1-0  | 0-1  |
| 2                  | 1-1  | 1-1  | 1-1  | 0-2  |
| 3                  | 2-1  | 1-2  | 1-2  | 0-3  |
| 4                  | 2-2  | 2-2  | 1-3  | 1-3  |
| 5                  | 3-2  | 3-2  | 1-4  | 1-4  |
| 6                  | 4-2  | 4-2  | 1-5  | 1-5  |
| 7                  | 5-2  | 4-3  | 1-6  | 1-6  |
| 8                  | 5-3  | 5-3  | 1-7  | 2-6  |
| 9                  | 6-3  | 6-3  | 1-8  | 3-6  |
| 10                 | 6-4  | 7-3  | 2-4  | 3-7  |
| 11                 | 7-4  | 7-4  | 2-9  | 4-7  |
| 12                 | 8-4  | 8-4  | 3-9  | 4-8  |
| 13                 | 8-5  | 9-4  | 3-10 | 4-9  |
| 14                 | 9-5  | 10-4 | 3-11 | 5-9  |
| 15                 | 9-5  | 11-4 | 4-11 | 6-9  |
| 16                 | 10-6 | 12-4 | 5-11 | 6-10 |

| 1981 (AFC CENTRAL) |      |      |     |     |
|--------------------|------|------|-----|-----|
| Wk                 | CIN* | CLE  | HOU | PIT |
| 1                  | 1-0  | 0-1  | 1-0 | 0-1 |
| 2                  | 2-0  | 0-2  | 2-0 | 0-2 |
| 3                  | 2-1  | 1-2  | 2-1 | 1-2 |
| 4                  | 3-1  | 2-2  | 2-2 | 2-2 |
| 5                  | 3-2  | 2-3  | 3-2 | 3-2 |
| 6                  | 4-2  | 2-4  | 4-2 | 4-2 |
| 7                  | 5-2  | 3-4  | 4-3 | 4-3 |
| 8                  | 5-3  | 4-4  | 4-4 | 5-3 |
| 9                  | 6-3  | 4-5  | 4-5 | 5-4 |
| 10                 | 7-3  | 4-6  | 5-5 | 5-5 |
| 11                 | 8-3  | 5-6  | 5-6 | 6-5 |
| 12                 | 9-3  | 5-7  | 5-7 | 7-5 |
| 13                 | 10-3 | 5-8  | 5-8 | 8-5 |
| 14                 | 10-4 | 5-6  | 6-8 | 8-6 |
| 15                 | 11-4 | 5-10 | 6-9 | 8-7 |
| 16                 | 12-4 | 5-11 | 7-9 | 8-8 |

| 1984 (AFC CENTRAL) |     |      |      |      |
|--------------------|-----|------|------|------|
| Wk                 | CIN | CLE  | HOU# | PIT* |
| 1                  | 0-1 | 0-1  | 0-1  | 0-1  |
| 2                  | 0-2 | 0-2  | 0-2  | 1-1  |
| 3                  | 0-3 | 0-3  | 0-3  | 2-1  |
| 4                  | 0-4 | 1-3  | 0-4  | 2-2  |
| 5                  | 0-5 | 1-4  | 0-5  | 3-2  |
| 6                  | 1-5 | 1-5  | 0-6  | 3-3  |
| 7                  | 1-6 | 1-6  | 0-7  | 4-3  |
| 8                  | 2-6 | 1-7  | 0-8  | 4-4  |
| 9                  | 3-6 | 1-8  | 0-9  | 5-4  |
| 10                 | 3-7 | 2-8  | 0-10 | 6-4  |
| 11                 | 4-7 | 2-9  | 1-10 | 6-5  |
| 12                 | 4-8 | 3-9  | 2-10 | 6-6  |
| 13                 | 5-8 | 4-9  | 2-11 | 7-6  |
| 14                 | 6-8 | 4-10 | 3-11 | 7-7  |
| 15                 | 7-8 | 4-11 | 3-12 | 8-7  |
| 16                 | 8-8 | 5-11 | 3-13 | 9-7  |

| 1987 (AFC CENTRAL)                  |      |      |      |     |
|-------------------------------------|------|------|------|-----|
| Wk                                  | CIN  | CLE* | HOU# | PIT |
| 1                                   | 1-0  | 0-1  | 1-0  | 1-0 |
| 2                                   | 1-1  | 1-1  | 1-1  | 1-1 |
| 3 Game Canceled (NFL Player Strike) |      |      |      |     |
| 4                                   | 1-2  | 2-1  | 2-1  | 2-1 |
| 5                                   | 2-2  | 2-2  | 3-1  | 2-2 |
| 6                                   | 2-3  | 3-2  | 3-2  | 3-2 |
| 7                                   | 2-4  | 4-2  | 4-2  | 4-2 |
| 8                                   | 2-5  | 4-3  | 5-2  | 4-3 |
| 9                                   | 2-6  | 5-3  | 5-3  | 5-3 |
| 10                                  | 3-6  | 6-3  | 6-3  | 5-4 |
| 11                                  | 3-7  | 7-3  | 6-4  | 6-4 |
| 12                                  | 3-8  | 7-4  | 6-5  | 6-5 |
| 13                                  | 4-8  | 7-5  | 7-5  | 7-5 |
| 14                                  | 4-9  | 8-5  | 7-6  | 8-5 |
| 15                                  | 4-10 | 9-5  | 8-6  | 8-6 |
| 16                                  | 4-11 | 10-5 | 9-6  | 8-7 |

| 1982 (AFC CENTRAL)                   |      |      |     |      |
|--------------------------------------|------|------|-----|------|
| Wk                                   | CIN+ | CLE+ | HOU | PIT+ |
| 1                                    | 1-0  | 1-0  | 0-1 | 1-0  |
| 2                                    | 1-1  | 1-1  | 1-1 | 2-0  |
| 3 Games Canceled (NFL Player Strike) |      |      |     |      |
| 4 Games Canceled (NFL Player Strike) |      |      |     |      |
| 5 Games Canceled (NFL Player Strike) |      |      |     |      |
| 6 Games Canceled (NFL Player Strike) |      |      |     |      |
| 7 Games Canceled (NFL Player Strike) |      |      |     |      |
| 8 Games Canceled (NFL Player Strike) |      |      |     |      |
| 9 Games Canceled (NFL Player Strike) |      |      |     |      |
| 10                                   | 2-1  | 2-1  | 1-2 | 3-0  |
| 11                                   | 3-1  | 2-2  | 1-3 | 3-1  |
| 12                                   | 4-1  | 2-3  | 1-4 | 4-1  |
| 13                                   | 5-1  | 2-4  | 1-5 | 4-2  |
| 14                                   | 5-2  | 3-4  | 1-6 | 4-3  |
| 15                                   | 6-2  | 4-4  | 1-7 | 5-3  |
| 16                                   | 7-2  | 4-5  | 1-8 | 6-3  |

| 1985 (AFC CENTRAL) |     |      |      |     |
|--------------------|-----|------|------|-----|
| Wk                 | CIN | CLE* | HOU  | PIT |
| 1                  | 0-1 | 0-1  | 1-0  | 1-0 |
| 2                  | 0-2 | 1-1  | 1-1  | 1-1 |
| 3                  | 0-3 | 1-2  | 1-2  | 2-1 |
| 4                  | 1-3 | 2-2  | 1-3  | 2-2 |
| 5                  | 1-4 | 3-2  | 1-4  | 2-3 |
| 6                  | 2-4 | 4-2  | 1-5  | 2-4 |
| 7                  | 2-5 | 4-3  | 2-5  | 3-4 |
| 8                  | 3-5 | 4-4  | 3-5  | 3-5 |
| 9                  | 4-5 | 4-5  | 4-5  | 4-5 |
| 10                 | 5-5 | 4-6  | 4-6  | 5-5 |
| 11                 | 5-6 | 5-6  | 4-7  | 6-5 |
| 12                 | 5-7 | 6-6  | 5-7  | 6-6 |
| 13                 | 6-7 | 7-6  | 5-8  | 6-7 |
| 14                 | 7-7 | 7-7  | 5-9  | 6-8 |
| 15                 | 7-8 | 8-7  | 5-10 | 7-8 |
| 16                 | 7-9 | 8-8  | 5-11 | 7-9 |

| 1988 (AFC CENTRAL) |      |      |      |      |
|--------------------|------|------|------|------|
| Wk                 | CIN* | CLE# | HOU# | PIT  |
| 1                  | 1-0  | 1-0  | 1-0  | 1-0  |
| 2                  | 2-0  | 1-1  | 2-0  | 1-1  |
| 3                  | 3-0  | 2-1  | 2-1  | 1-2  |
| 4                  | 4-0  | 2-2  | 3-1  | 1-3  |
| 5                  | 5-0  | 3-2  | 3-2  | 1-4  |
| 6                  | 6-0  | 3-3  | 4-2  | 1-5  |
| 7                  | 6-1  | 4-3  | 5-2  | 1-6  |
| 8                  | 7-1  | 5-3  | 5-3  | 2-6  |
| 9                  | 7-2  | 6-3  | 6-3  | 2-7  |
| 10                 | 8-2  | 6-4  | 7-3  | 2-8  |
| 11                 | 8-3  | 6-5  | 7-4  | 2-9  |
| 12                 | 9-3  | 7-5  | 8-4  | 2-10 |
| 13                 | 10-3 | 8-5  | 9-4  | 3-10 |
| 14                 | 11-3 | 9-5  | 9-5  | 4-10 |
| 15                 | 11-4 | 9-6  | 10-5 | 4-11 |
| 16                 | 12-4 | 10-6 | 10-6 | 5-11 |

| 1989 (AFC CENTRAL) |     |       |      |      |
|--------------------|-----|-------|------|------|
| Wk                 | CIN | CLE*  | HOU# | PIT# |
| 1                  | 0-1 | 1-0   | 0-1  | 0-1  |
| 2                  | 1-1 | 2-0   | 1-1  | 0-2  |
| 3                  | 2-1 | 2-1   | 1-1  | 0-2  |
| 4                  | 3-1 | 3-1   | 2-2  | 2-2  |
| 5                  | 4-1 | 3-2   | 2-3  | 2-3  |
| 6                  | 4-2 | 3-3   | 3-3  | 3-3  |
| 7                  | 4-3 | 4-3   | 4-3  | 3-4  |
| 8                  | 5-3 | 5-3   | 4-4  | 4-4  |
| 9                  | 5-4 | 6-3   | 5-4  | 4-5  |
| 10                 | 5-5 | 7-3   | 6-4  | 4-6  |
| 11                 | 6-5 | 7-3-1 | 7-4  | 5-6  |
| 12                 | 6-6 | 7-4-1 | 7-5  | 6-6  |
| 13                 | 7-6 | 7-5-1 | 8-5  | 6-7  |
| 14                 | 7-7 | 7-6-1 | 9-5  | 7-7  |
| 15                 | 8-7 | 8-6-1 | 9-6  | 8-7  |
| 16                 | 8-8 | 9-6-1 | 9-7  | 9-7  |

| 1992 (AFC CENTRAL) |      |     |      |      |
|--------------------|------|-----|------|------|
| Wk                 | CIN  | CLE | HOU# | PIT* |
| 1                  | 1-0  | 0-1 | 0-1  | 1-0  |
| 2                  | 2-0  | 0-2 | 1-1  | 2-0  |
| 3                  | 2-1  | 1-2 | 2-1  | 3-0  |
| 4                  | 2-2  | 1-3 | 3-1  | 3-1  |
| 5                  | 2-3  | 2-3 | 4-1  | 3-2  |
| 6                  | 2-4  | 3-3 | 4-2  | 4-2  |
| 7                  | 2-5  | 4-3 | 5-2  | 5-2  |
| 8                  | 3-5  | 4-4 | 5-3  | 6-2  |
| 9                  | 4-5  | 5-4 | 5-4  | 6-3  |
| 10                 | 4-6  | 5-5 | 6-4  | 7-3  |
| 11                 | 4-7  | 5-6 | 6-5  | 8-3  |
| 12                 | 4-8  | 6-6 | 7-5  | 9-3  |
| 13                 | 4-9  | 7-6 | 8-5  | 10-3 |
| 14                 | 4-10 | 7-7 | 8-6  | 10-4 |
| 15                 | 5-10 | 7-8 | 9-6  | 10-5 |
| 16                 | 5-11 | 7-9 | 10-6 | 11-5 |

| 1995 (AFC CENTRAL) |     |     |      |      |      |
|--------------------|-----|-----|------|------|------|
| Wk                 | CIN | CLE | HOU# | JAX  | PIT# |
| 1                  | 1-0 | 0-1 | 1-0  | 0-1  | 1-0  |
| 2                  | 2-0 | 1-1 | 1-1  | 0-2  | 2-0  |
| 3                  | 2-1 | 1-2 | 1-2  | 0-3  | 2-1  |
| 4                  | 2-2 | 2-2 | 2-2  | 0-4  | 2-2  |
| 5                  | 2-3 | 2-3 | 2-3  | 1-4  | 3-2  |
| 6                  | 2-4 | 2-4 | 2-4  | 2-4  | 3-3  |
| 7                  | 3-4 | 2-5 | 2-5  | 2-5  | 3-4  |
| 8                  | 3-5 | 3-5 | 3-5  | 3-5  | 4-4  |
| 9                  | 3-6 | 4-5 | 4-5  | 3-6  | 5-4  |
| 10                 | 4-6 | 4-6 | 4-6  | 3-7  | 6-4  |
| 11                 | 4-7 | 4-7 | 4-7  | 3-8  | 7-4  |
| 12                 | 5-7 | 5-7 | 5-7  | 3-9  | 8-4  |
| 13                 | 5-8 | 5-8 | 5-8  | 3-10 | 9-4  |
| 14                 | 6-8 | 5-9 | 5-9  | 3-11 | 10-4 |
| 15                 | 6-9 | 6-9 | 6-9  | 3-12 | 11-4 |
| 16                 | 7-9 | 7-9 | 7-9  | 4-12 | 11-5 |

| 1990 (AFC CENTRAL) |      |      |      |     |
|--------------------|------|------|------|-----|
| Wk                 | CIN* | CLE  | HOU# | PIT |
| 1                  | 1-0  | 1-0  | 0-1  | 0-1 |
| 2                  | 2-0  | 1-1  | 0-2  | 1-1 |
| 3                  | 3-0  | 1-2  | 1-2  | 1-2 |
| 4                  | 3-1  | 1-3  | 2-2  | 1-3 |
| 5                  | 4-1  | 2-3  | 2-3  | 2-3 |
| 6                  | 4-2  | 2-4  | 3-3  | 3-3 |
| 7                  | 5-2  | 2-5  | 4-3  | 3-4 |
| 8                  | 5-3  | 2-6  | 4-4  | 4-4 |
| 9                  | 5-4  | 2-7  | 4-5  | 5-4 |
| 10                 | 6-4  | 2-8  | 5-5  | 5-5 |
| 11                 | 6-5  | 2-9  | 6-5  | 6-5 |
| 12                 | 7-5  | 2-10 | 6-6  | 6-6 |
| 13                 | 7-6  | 2-11 | 7-6  | 7-6 |
| 14                 | 7-7  | 3-11 | 8-6  | 8-6 |
| 15                 | 8-7  | 3-12 | 8-7  | 9-6 |
| 16                 | 9-7  | 3-13 | 9-7  | 9-7 |

| 1993 (AFC CENTRAL) |      |     |      |      |
|--------------------|------|-----|------|------|
| Wk                 | CIN  | CLE | HOU* | PIT# |
| 1                  | 0-1  | 1-0 | 0-1  | 0-1  |
| 2                  | 0-2  | 2-0 | 1-1  | 0-2  |
| 3                  | 0-3  | 3-0 | 1-2  | 1-2  |
| 4                  | 0-4  | 3-1 | 1-3  | 2-2  |
| 5                  | 0-5  | 3-2 | 1-4  | 3-2  |
| 6                  | 0-6  | 4-2 | 2-4  | 4-2  |
| 7                  | 0-7  | 5-2 | 3-4  | 4-3  |
| 8                  | 0-8  | 5-3 | 4-4  | 5-3  |
| 9                  | 0-9  | 5-4 | 5-4  | 6-3  |
| 10                 | 0-10 | 5-5 | 6-4  | 6-4  |
| 11                 | 1-10 | 5-6 | 7-4  | 6-5  |
| 12                 | 1-11 | 6-6 | 8-4  | 7-5  |
| 13                 | 1-12 | 6-7 | 9-4  | 8-5  |
| 14                 | 2-12 | 6-8 | 10-4 | 8-6  |
| 15                 | 3-12 | 7-8 | 11-4 | 8-7  |
| 16                 | 3-13 | 7-9 | 12-4 | 9-7  |

| 1996 (AFC CENTRAL) |     |      |     |      |      |
|--------------------|-----|------|-----|------|------|
| Wk                 | CIN | BAL  | HOU | JAX# | PIT* |
| 1                  | 0-1 | 1-0  | 0-1 | 1-0  | 0-1  |
| 2                  | 0-2 | 1-1  | 1-1 | 1-1  | 1-1  |
| 3                  | 1-2 | 1-2  | 2-1 | 1-2  | 2-1  |
| 4                  | 1-3 | 2-2  | 2-2 | 1-3  | 3-1  |
| 5                  | 1-4 | 2-3  | 3-2 | 2-3  | 4-1  |
| 6                  | 1-5 | 2-4  | 4-2 | 2-4  | 5-1  |
| 7                  | 1-6 | 2-5  | 5-2 | 3-4  | 5-2  |
| 8                  | 2-6 | 3-5  | 5-3 | 3-5  | 6-2  |
| 9                  | 3-6 | 3-6  | 5-4 | 3-6  | 7-2  |
| 10                 | 4-6 | 3-7  | 6-4 | 4-6  | 7-3  |
| 11                 | 4-7 | 3-8  | 6-5 | 4-7  | 8-3  |
| 12                 | 5-7 | 3-9  | 6-6 | 5-7  | 9-3  |
| 13                 | 5-8 | 4-9  | 7-6 | 6-7  | 9-4  |
| 14                 | 6-8 | 4-10 | 7-7 | 7-7  | 10-4 |
| 15                 | 7-8 | 4-11 | 7-8 | 8-7  | 10-5 |
| 16                 | 8-8 | 4-12 | 8-8 | 9-7  | 10-6 |

| 1991 (AFC CENTRAL) |      |      |      |     |
|--------------------|------|------|------|-----|
| Wk                 | CIN  | CLE  | HOU* | PIT |
| 1                  | 0-1  | 0-1  | 1-0  | 1-0 |
| 2                  | 0-2  | 1-1  | 2-0  | 1-1 |
| 3                  | 0-3  | 2-1  | 3-0  | 2-1 |
| 4                  | 0-4  | 2-2  | 3-1  | 2-2 |
| 5                  | 0-5  | 2-3  | 4-1  | 3-2 |
| 6                  | 0-6  | 2-4  | 5-1  | 3-3 |
| 7                  | 0-7  | 3-4  | 6-1  | 3-4 |
| 8                  | 0-8  | 4-4  | 7-1  | 3-5 |
| 9                  | 1-8  | 4-5  | 7-2  | 3-6 |
| 10                 | 1-9  | 4-6  | 8-2  | 4-6 |
| 11                 | 1-10 | 4-7  | 9-2  | 4-7 |
| 12                 | 1-11 | 5-7  | 9-3  | 5-7 |
| 13                 | 2-11 | 6-7  | 9-4  | 5-8 |
| 14                 | 2-12 | 6-8  | 10-4 | 5-9 |
| 15                 | 2-13 | 6-9  | 11-4 | 6-9 |
| 16                 | 3-13 | 6-10 | 11-5 | 7-9 |

| 1994 (AFC CENTRAL) |      |      |      |      |
|--------------------|------|------|------|------|
| Wk                 | CIN  | CLE# | HOU  | PIT* |
| 1                  | 0-1  | 1-0  | 0-1  | 0-1  |
| 2                  | 0-2  | 1-1  | 0-2  | 1-1  |
| 3                  | 0-3  | 2-1  | 0-3  | 2-1  |
| 4                  | 0-4  | 3-1  | 1-3  | 2-2  |
| 5                  | 0-5  | 4-1  | 1-4  | 3-2  |
| 6                  | 0-6  | 5-1  | 1-5  | 4-2  |
| 7                  | 0-7  | 6-1  | 1-6  | 5-2  |
| 8                  | 0-8  | 6-2  | 1-7  | 5-3  |
| 9                  | 1-8  | 7-2  | 1-8  | 6-3  |
| 10                 | 2-8  | 8-2  | 1-9  | 7-3  |
| 11                 | 2-9  | 8-3  | 1-10 | 8-3  |
| 12                 | 2-10 | 9-3  | 1-11 | 9-3  |
| 13                 | 2-11 | 9-4  | 1-12 | 10-3 |
| 14                 | 2-12 | 10-4 | 1-13 | 11-3 |
| 15                 | 2-13 | 10-5 | 1-14 | 12-3 |
| 16                 | 3-13 | 11-5 | 2-14 | 12-4 |

| 1997 (AFC CENTRAL) |     |       |      |     |      |
|--------------------|-----|-------|------|-----|------|
| Wk                 | CIN | BAL   | JAX# | TEN | PIT* |
| 1                  | 1-0 | 0-1   | 1-0  | 1-0 | 0-1  |
| 2                  | 1-1 | 1-1   | 2-0  | 1-1 | 1-1  |
| 3                  | 1-2 | 2-1   | 3-0  | 1-2 | 1-2  |
| 4                  | 1-3 | 3-1   | 3-1  | 1-3 | 2-2  |
| 5                  | 1-4 | 3-2   | 4-1  | 1-4 | 3-2  |
| 6                  | 1-5 | 3-3   | 5-1  | 2-4 | 4-2  |
| 7                  | 1-6 | 3-4   | 5-2  | 3-4 | 5-2  |
| 8                  | 1-7 | 4-4   | 5-3  | 4-4 | 6-2  |
| 9                  | 2-7 | 4-5   | 6-3  | 4-5 | 6-3  |
| 10                 | 3-7 | 4-6   | 7-3  | 5-5 | 7-3  |
| 11                 | 3-8 | 4-6-1 | 8-3  | 5-6 | 8-3  |
| 12                 | 4-8 | 4-7-1 | 8-4  | 6-6 | 8-4  |
| 13                 | 4-9 | 4-8-1 | 9-4  | 7-6 | 9-4  |
| 14                 | 5-9 | 5-8-1 | 9-5  | 7-7 | 10-4 |
| 15                 | 6-9 | 6-8-1 | 10-5 | 7-8 | 11-4 |
| 16                 | 7-9 | 6-9-1 | 11-5 | 8-8 | 11-5 |

## 1998 (AFC CENTRAL)

| Wk | CIN  | BAL  | JAX* | TEN | PIT |
|----|------|------|------|-----|-----|
| 1  | 0-1  | 0-1  | 1-0  | 1-0 | 1-0 |
| 2  | 1-1  | 1-1  | 2-0  | 1-1 | 2-0 |
| 3  | 1-2  | 1-2  | 3-0  | 1-2 | 2-1 |
| 4  | 1-3  | 2-2  | 4-0  | 1-3 | 3-1 |
| 5  | 2-3  | 2-3  | 5-0  | 2-3 | 3-2 |
| 6  | 2-4  | 2-4  | 5-1  | 3-3 | 4-2 |
| 7  | 2-5  | 2-5  | 5-2  | 3-4 | 5-2 |
| 8  | 2-6  | 2-6  | 6-2  | 4-4 | 5-3 |
| 9  | 2-7  | 3-6  | 7-2  | 5-4 | 6-3 |
| 10 | 2-8  | 3-7  | 8-2  | 6-4 | 6-4 |
| 11 | 2-9  | 4-7  | 8-3  | 6-5 | 7-4 |
| 12 | 2-10 | 5-7  | 9-3  | 6-6 | 7-5 |
| 13 | 2-11 | 5-8  | 10-3 | 7-6 | 7-6 |
| 14 | 2-12 | 5-9  | 10-4 | 8-6 | 7-7 |
| 15 | 3-12 | 5-10 | 10-5 | 8-7 | 7-8 |
| 16 | 3-13 | 6-10 | 11-5 | 8-8 | 7-9 |

## 1999 (AFC CENTRAL)

| Wk | CIN  | CLE  | BAL | JAX* | TEN# | PIT  |
|----|------|------|-----|------|------|------|
| 1  | 0-1  | 0-1  | 0-1 | 1-0  | 1-0  | 1-0  |
| 2  | 0-2  | 0-2  | 0-2 | 2-0  | 2-0  | 2-0  |
| 3  | 0-3  | 0-3  | 1-2 | 2-1  | 3-0  | 2-1  |
| 4  | 1-3  | 0-4  | 2-2 | 3-1  | 3-1  | 2-2  |
| 5  | 1-4  | 0-5  | 2-3 | 4-1  | 4-1  | 2-3  |
| 6  | 1-5  | 0-6  | Bye | 5-1  | Bye  | 3-3  |
| 7  | 1-6  | 0-7  | 2-4 | Bye  | 5-1  | 4-3  |
| 8  | 1-7  | 1-7  | 2-5 | 6-1  | 6-1  | Bye  |
| 9  | 1-8  | 1-8  | 3-5 | 7-1  | 6-2  | 5-3  |
| 10 | 1-9  | 2-8  | 3-6 | 8-1  | 7-2  | 5-4  |
| 11 | 1-10 | 2-9  | 4-6 | 9-1  | 8-2  | 5-5  |
| 12 | 2-10 | 2-10 | 4-7 | 10-1 | 9-2  | 5-6  |
| 13 | 3-10 | 2-11 | 5-7 | 11-1 | 9-3  | 5-7  |
| 14 | 4-10 | 2-12 | 6-7 | 12-1 | 10-3 | 5-8  |
| 15 | Bye  | 2-13 | 7-7 | 13-1 | 11-3 | 5-9  |
| 16 | 4-11 | 2-14 | 8-7 | 13-2 | 12-3 | 6-9  |
| 17 | 4-12 | Bye  | 8-8 | 14-2 | 13-3 | 6-10 |

## 2000 (AFC CENTRAL)

| Wk | CIN  | CLE  | BAL* | JAX | TEN# | PIT |
|----|------|------|------|-----|------|-----|
| 1  | Bye  | 0-1  | 1-0  | 1-0 | 0-1  | 0-1 |
| 2  | 0-1  | 1-1  | 2-0  | 1-1 | 1-1  | Bye |
| 3  | 0-2  | 2-1  | 2-1  | 2-1 | Bye  | 0-2 |
| 4  | 0-3  | 2-2  | 3-1  | 2-2 | 2-1  | 0-3 |
| 5  | 0-4  | 2-3  | 4-1  | 2-3 | 3-1  | 1-3 |
| 6  | 0-5  | 2-4  | 5-1  | 2-4 | 4-1  | 2-3 |
| 7  | 0-6  | 2-5  | 5-2  | 2-5 | 5-1  | 3-3 |
| 8  | 1-6  | 2-6  | 5-3  | 2-6 | 6-1  | 4-3 |
| 9  | 2-6  | 2-7  | 5-4  | 3-6 | 7-1  | 5-3 |
| 10 | 2-7  | 2-8  | 6-4  | Bye | 8-1  | 5-4 |
| 11 | 2-8  | 3-8  | 7-4  | 3-7 | 8-2  | 5-5 |
| 12 | 2-9  | 3-9  | 8-4  | 4-7 | 9-2  | 5-6 |
| 13 | 2-10 | 3-10 | 9-4  | 5-7 | 9-3  | 6-6 |
| 14 | 3-10 | 3-11 | Bye  | 6-7 | 10-3 | 7-6 |
| 15 | 3-11 | 3-12 | 10-4 | 7-7 | 11-3 | 7-7 |
| 16 | 4-11 | 3-13 | 11-4 | 7-8 | 12-3 | 8-7 |
| 17 | 4-12 | Bye  | 12-4 | 7-9 | 13-3 | 9-7 |

## 2001 (AFC CENTRAL)

| Wk | CIN  | CLE | BAL# | JAX  | TEN | PIT* |
|----|------|-----|------|------|-----|------|
| 1  | 1-0  | 0-1 | 1-0  | 1-0  | 0-1 | 0-1  |
| 2  | 2-0  | 1-1 | 1-1  | 2-0  | 0-2 | Bye  |
| 3  | 2-1  | 2-1 | 2-1  | 2-1  | Bye | 1-1  |
| 4  | 2-2  | 3-1 | 3-1  | 2-2  | 0-3 | 2-1  |
| 5  | 3-2  | 3-2 | 3-2  | Bye  | 1-3 | 3-1  |
| 6  | 3-3  | 4-2 | 3-3  | 2-3  | 2-3 | 4-1  |
| 7  | 4-3  | Bye | 4-3  | 2-4  | 2-4 | 5-1  |
| 8  | Bye  | 4-3 | 5-3  | 2-5  | 3-4 | 5-2  |
| 9  | 4-4  | 4-4 | 6-3  | 3-5  | 3-5 | 6-2  |
| 10 | 4-5  | 5-4 | 6-4  | 3-6  | 4-5 | 7-2  |
| 11 | 4-6  | 6-4 | 7-4  | 3-7  | 4-6 | 8-2  |
| 12 | 4-7  | 6-5 | 8-4  | 3-8  | 5-6 | 9-2  |
| 13 | 4-8  | 6-6 | Bye  | 4-8  | 5-7 | 10-2 |
| 14 | 4-9  | 6-7 | 8-5  | 5-8  | 6-7 | 11-2 |
| 15 | 4-10 | 6-8 | 9-5  | 6-8  | 7-7 | 12-2 |
| 16 | 5-10 | 7-8 | 9-6  | 6-9  | 7-8 | 12-3 |
| 17 | 6-10 | 7-9 | 10-6 | 6-10 | 7-9 | 13-3 |

## 2002 (AFC NORTH)

| Wk | BAL | CIN  | CLE# | PIT*   |
|----|-----|------|------|--------|
| 1  | 0-1 | 0-1  | 0-1  | 0-1    |
| 2  | 0-2 | 0-2  | 1-1  | 0-2    |
| 3  | Bye | 0-3  | 2-1  | Bye    |
| 4  | 1-2 | 0-4  | 2-2  | 1-2    |
| 5  | 2-2 | 0-5  | 2-3  | 1-3    |
| 6  | 2-3 | 0-6  | 2-4  | 2-3    |
| 7  | 3-3 | Bye  | 3-4  | 3-3    |
| 8  | 3-4 | 0-7  | 4-4  | 4-3    |
| 9  | 3-5 | 1-7  | 4-5  | 5-3    |
| 10 | 4-5 | 1-8  | Bye  | 5-3-1  |
| 11 | 4-6 | 1-9  | 5-5  | 5-4-1  |
| 12 | 5-6 | 1-10 | 6-5  | 6-4-1  |
| 13 | 6-6 | 1-11 | 6-6  | 7-4-1  |
| 14 | 6-7 | 1-12 | 7-6  | 7-5-1  |
| 15 | 7-7 | 1-13 | 7-7  | 8-5-1  |
| 16 | 7-8 | 2-13 | 8-7  | 9-5-1  |
| 17 | 7-9 | 2-14 | 9-7  | 10-5-1 |

## 2003 (AFC NORTH)

| Wk | BAL* | CIN | CLE  | PIT  |
|----|------|-----|------|------|
| 1  | 0-1  | 0-1 | 0-1  | 1-0  |
| 2  | 1-1  | 0-2 | 0-2  | 1-1  |
| 3  | 2-1  | 0-3 | 1-2  | 2-1  |
| 4  | 2-2  | 1-3 | 1-3  | 2-2  |
| 5  | Bye  | 1-4 | 2-3  | 2-3  |
| 6  | 3-2  | Bye | 3-3  | 2-4  |
| 7  | 3-3  | 2-4 | 3-4  | Bye  |
| 8  | 4-3  | 3-4 | 3-5  | 2-5  |
| 9  | 5-3  | 3-5 | Bye  | 2-6  |
| 10 | 5-4  | 4-5 | 3-6  | 3-6  |
| 11 | 5-5  | 5-5 | 4-6  | 3-7  |
| 12 | 6-5  | 6-5 | 4-7  | 4-7  |
| 13 | 7-5  | 7-5 | 4-8  | 4-8  |
| 14 | 8-5  | 7-6 | 4-9  | 5-8  |
| 15 | 8-6  | 8-6 | 4-10 | 5-9  |
| 16 | 9-6  | 8-7 | 4-11 | 6-9  |
| 17 | 10-6 | 8-8 | 5-11 | 6-10 |

## 2004 (AFC NORTH)

| Wk | BAL | CIN | CLE  | PIT* |
|----|-----|-----|------|------|
| 1  | 0-1 | 0-1 | 1-0  | 1-0  |
| 2  | 1-1 | 1-1 | 1-1  | 1-1  |
| 3  | 2-1 | 1-2 | 1-2  | 2-1  |
| 4  | 2-2 | 1-3 | 2-2  | 3-1  |
| 5  | 3-2 | Bye | 2-3  | 4-1  |
| 6  | Bye | 1-4 | 3-3  | 5-1  |
| 7  | 4-2 | 2-4 | 3-4  | Bye  |
| 8  | 4-3 | 2-5 | Bye  | 6-1  |
| 9  | 5-3 | 3-5 | 3-5  | 7-1  |
| 10 | 6-3 | 4-5 | 3-6  | 8-1  |
| 11 | 7-3 | 4-6 | 3-7  | 9-1  |
| 12 | 7-4 | 5-6 | 3-8  | 10-1 |
| 13 | 7-5 | 6-6 | 3-9  | 11-1 |
| 14 | 8-5 | 6-7 | 3-10 | 12-1 |
| 15 | 8-6 | 6-8 | 3-11 | 13-1 |
| 16 | 8-7 | 7-8 | 3-12 | 14-1 |
| 17 | 9-7 | 8-8 | 4-12 | 15-1 |

## 2005 (AFC NORTH)

| Wk | BAL  | CIN* | CLE  | PIT# |
|----|------|------|------|------|
| 1  | 0-1  | 1-0  | 0-1  | 1-0  |
| 2  | 0-2  | 2-0  | 1-1  | 2-0  |
| 3  | Bye  | 3-0  | 1-2  | 2-1  |
| 4  | 1-2  | 4-0  | Bye  | Bye  |
| 5  | 1-3  | 4-1  | 2-2  | 3-1  |
| 6  | 2-3  | 5-1  | 2-3  | 3-2  |
| 7  | 2-4  | 5-2  | 2-4  | 4-2  |
| 8  | 2-5  | 6-2  | 2-5  | 5-2  |
| 9  | 2-6  | 7-2  | 3-5  | 6-2  |
| 10 | 2-7  | Bye  | 3-6  | 7-2  |
| 11 | 3-7  | 7-3  | 4-6  | 7-3  |
| 12 | 3-8  | 8-3  | 4-7  | 7-4  |
| 13 | 4-8  | 9-3  | 4-8  | 7-5  |
| 14 | 4-9  | 10-3 | 4-9  | 8-5  |
| 15 | 5-9  | 11-3 | 5-9  | 9-5  |
| 16 | 6-9  | 11-4 | 5-10 | 10-5 |
| 17 | 6-10 | 11-5 | 6-10 | 11-5 |

## 2006 (AFC NORTH)

| Wk | BAL* | CIN | CLE  | PIT |
|----|------|-----|------|-----|
| 1  | 1-0  | 1-0 | 0-1  | 1-0 |
| 2  | 2-0  | 2-0 | 0-2  | 1-1 |
| 3  | 3-0  | 3-0 | 0-3  | 1-2 |
| 4  | 4-0  | 3-1 | 1-3  | Bye |
| 5  | 4-1  | Bye | 1-4  | 1-3 |
| 6  | 4-2  | 3-2 | Bye  | 2-3 |
| 7  | Bye  | 4-2 | 1-5  | 2-4 |
| 8  | 5-2  | 4-3 | 2-5  | 2-5 |
| 9  | 6-2  | 4-4 | 2-6  | 2-6 |
| 10 | 7-2  | 4-5 | 3-6  | 3-6 |
| 11 | 8-2  | 5-5 | 3-7  | 4-6 |
| 12 | 9-2  | 6-5 | 3-8  | 4-7 |
| 13 | 9-3  | 7-5 | 4-8  | 5-7 |
| 14 | 10-3 | 8-5 | 4-9  | 6-7 |
| 15 | 11-3 | 8-6 | 4-10 | 7-7 |
| 16 | 12-3 | 8-7 | 4-11 | 7-8 |
| 17 | 13-3 | 8-8 | 4-12 | 8-8 |

| 2007 (AFC NORTH) |      |     |      |      |
|------------------|------|-----|------|------|
| Wk               | BAL  | CIN | CLE  | PIT* |
| 1                | 0-1  | 1-0 | 0-1  | 1-0  |
| 2                | 1-1  | 1-1 | 1-1  | 2-0  |
| 3                | 2-1  | 1-2 | 1-2  | 3-0  |
| 4                | 2-2  | 1-3 | 2-2  | 3-1  |
| 5                | 3-2  | Bye | 2-3  | 4-1  |
| 6                | 4-2  | 1-4 | 3-3  | Bye  |
| 7                | 4-3  | 2-4 | Bye  | 4-2  |
| 8                | Bye  | 2-5 | 4-3  | 5-2  |
| 9                | 4-4  | 2-6 | 5-3  | 6-2  |
| 10               | 4-5  | 3-6 | 5-4  | 7-2  |
| 11               | 4-6  | 3-7 | 6-4  | 7-3  |
| 12               | 4-7  | 4-7 | 7-4  | 8-3  |
| 13               | 4-8  | 4-8 | 7-5  | 9-3  |
| 14               | 4-9  | 5-8 | 8-5  | 9-4  |
| 15               | 4-10 | 5-9 | 9-5  | 9-5  |
| 16               | 4-11 | 6-9 | 9-6  | 10-5 |
| 17               | 5-11 | 7-9 | 10-6 | 10-6 |

| 2010 (AFC NORTH) |      |      |      |      |
|------------------|------|------|------|------|
| Wk               | BAL# | CIN  | CLE  | PIT* |
| 1                | 1-0  | 0-1  | 0-1  | 1-0  |
| 2                | 1-1  | 1-1  | 0-2  | 2-0  |
| 3                | 2-1  | 2-1  | 0-3  | 3-0  |
| 4                | 3-1  | 2-2  | 1-3  | 3-1  |
| 5                | 4-1  | 2-3  | 1-4  | Bye  |
| 6                | 4-2  | Bye  | 1-5  | 4-1  |
| 7                | 5-2  | 2-4  | 2-5  | 5-1  |
| 8                | Bye  | 2-5  | Bye  | 5-2  |
| 9                | 6-2  | 2-6  | 3-5  | 6-2  |
| 10               | 6-3  | 2-7  | 3-6  | 6-3  |
| 11               | 7-3  | 2-8  | 3-7  | 7-3  |
| 12               | 8-3  | 2-9  | 4-7  | 8-3  |
| 13               | 8-4  | 2-10 | 5-7  | 9-3  |
| 14               | 9-4  | 2-11 | 5-8  | 10-3 |
| 15               | 10-4 | 3-11 | 5-9  | 10-4 |
| 16               | 11-4 | 4-11 | 5-10 | 11-4 |
| 17               | 12-4 | 4-12 | 5-11 | 12-4 |

| 2013 (AFC NORTH) |     |      |      |     |
|------------------|-----|------|------|-----|
| Wk               | BAL | CIN* | CLE  | PIT |
| 1                | 0-1 | 0-1  | 0-1  | 0-1 |
| 2                | 1-1 | 1-1  | 0-2  | 0-2 |
| 3                | 2-1 | 2-1  | 1-2  | 0-3 |
| 4                | 2-2 | 2-2  | 2-2  | 0-4 |
| 5                | 3-2 | 3-2  | 3-2  | Bye |
| 6                | 3-3 | 4-2  | 3-3  | 1-4 |
| 7                | 3-4 | 5-2  | 3-4  | 2-4 |
| 8                | Bye | 6-2  | 3-5  | 2-5 |
| 9                | 3-5 | 6-3  | 4-5  | 2-6 |
| 10               | 4-5 | 6-4  | Bye  | 3-6 |
| 11               | 4-6 | 7-4  | 4-6  | 4-6 |
| 12               | 5-6 | Bye  | 4-7  | 5-6 |
| 13               | 6-6 | 8-4  | 4-8  | 5-7 |
| 14               | 4-6 | 9-4  | 4-9  | 5-8 |
| 15               | 8-6 | 9-5  | 4-10 | 6-8 |
| 16               | 8-7 | 10-5 | 4-11 | 7-8 |
| 17               | 8-8 | 11-5 | 4-12 | 8-8 |

| 2008 (AFC NORTH) |      |        |      |      |
|------------------|------|--------|------|------|
| Wk               | BAL# | CIN    | CLE  | PIT* |
| 1                | 1-0  | 0-1    | 0-1  | 1-0  |
| 2                | Bye  | 0-2    | 0-2  | 2-0  |
| 3                | 2-0  | 0-3    | 0-3  | 2-1  |
| 4                | 2-1  | 0-4    | 1-3  | 3-1  |
| 5                | 2-2  | 0-5    | Bye  | 4-1  |
| 6                | 2-3  | 0-6    | 2-3  | Bye  |
| 7                | 3-3  | 0-7    | 2-4  | 5-1  |
| 8                | 4-3  | 0-8    | 3-4  | 5-2  |
| 9                | 5-3  | 1-8    | 3-5  | 6-2  |
| 10               | 6-3  | Bye    | 3-6  | 6-3  |
| 11               | 6-4  | 1-8-1  | 4-6  | 7-3  |
| 12               | 7-4  | 1-9-1  | 4-7  | 8-3  |
| 13               | 8-4  | 1-10-1 | 4-8  | 9-3  |
| 14               | 9-4  | 1-11-1 | 4-9  | 10-3 |
| 15               | 9-5  | 2-11-1 | 4-10 | 11-3 |
| 16               | 10-5 | 3-11-1 | 4-11 | 11-4 |
| 17               | 11-5 | 4-11-1 | 4-12 | 12-4 |

| 2011 (AFC NORTH) |      |     |      |      |
|------------------|------|-----|------|------|
| Wk               | BAL* | CIN | CLE  | PIT# |
| 1                | 1-0  | 1-0 | 0-1  | 0-1  |
| 2                | 1-1  | 1-1 | 1-1  | 1-1  |
| 3                | 2-1  | 1-2 | 2-1  | 2-1  |
| 4                | 3-1  | 2-2 | 2-2  | 2-2  |
| 5                | Bye  | 3-2 | Bye  | 3-2  |
| 6                | 4-1  | 4-2 | 2-3  | 4-2  |
| 7                | 4-2  | Bye | 3-3  | 5-2  |
| 8                | 5-2  | 5-2 | 3-4  | 6-2  |
| 9                | 6-2  | 6-2 | 3-5  | 6-3  |
| 10               | 6-3  | 6-3 | 3-6  | 7-3  |
| 11               | 7-3  | 6-4 | 4-6  | Bye  |
| 12               | 8-3  | 7-4 | 4-7  | 8-3  |
| 13               | 9-3  | 7-5 | 4-8  | 9-3  |
| 14               | 10-3 | 7-6 | 4-9  | 10-3 |
| 15               | 10-4 | 8-6 | 4-10 | 10-4 |
| 16               | 11-4 | 9-6 | 4-11 | 11-4 |
| 17               | 12-4 | 9-7 | 4-12 | 12-4 |

| 2014 (AFC NORTH) |      |        |     |      |
|------------------|------|--------|-----|------|
| Wk               | BAL# | CIN#   | CLE | PIT* |
| 1                | 0-1  | 1-0    | 0-1 | 1-0  |
| 2                | 1-1  | 2-0    | 1-1 | 1-1  |
| 3                | 2-1  | 3-0    | 1-2 | 2-1  |
| 4                | 3-1  | Bye    | Bye | 2-2  |
| 5                | 3-2  | 3-1    | 2-2 | 3-2  |
| 6                | 4-2  | 3-1-1  | 3-2 | 3-3  |
| 7                | 5-2  | 3-2-1  | 3-3 | 4-3  |
| 8                | 5-3  | 4-2-1  | 4-3 | 5-3  |
| 9                | 5-4  | 5-2-1  | 5-3 | 6-3  |
| 10               | 6-4  | 5-3-1  | 6-3 | 6-4  |
| 11               | Bye  | 6-3-1  | 6-4 | 7-4  |
| 12               | 7-4  | 7-3-1  | 7-4 | Bye  |
| 13               | 7-5  | 8-3-1  | 7-5 | 7-5  |
| 14               | 8-5  | 8-4-1  | 7-6 | 8-5  |
| 15               | 9-5  | 9-4-1  | 7-7 | 9-5  |
| 16               | 9-6  | 10-4-1 | 7-8 | 10-5 |
| 17               | 10-6 | 10-5-1 | 7-9 | 11-5 |

| 2009 (AFC NORTH) |      |      |      |     |
|------------------|------|------|------|-----|
| Wk               | BAL# | CIN* | CLE  | PIT |
| 1                | 1-0  | 0-1  | 0-1  | 1-0 |
| 2                | 2-0  | 1-1  | 0-2  | 1-1 |
| 3                | 3-0  | 2-1  | 0-3  | 1-2 |
| 4                | 3-1  | 3-1  | 0-4  | 2-2 |
| 5                | 3-2  | 4-1  | 1-4  | 3-2 |
| 6                | 3-3  | 4-2  | 1-5  | 4-2 |
| 7                | Bye  | 5-2  | 1-6  | 5-2 |
| 8                | 4-3  | Bye  | 1-7  | Bye |
| 9                | 4-4  | 6-2  | Bye  | 6-2 |
| 10               | 5-4  | 7-2  | 1-8  | 6-3 |
| 11               | 5-5  | 7-3  | 1-9  | 6-4 |
| 12               | 6-5  | 8-3  | 1-10 | 6-5 |
| 13               | 6-6  | 9-3  | 1-11 | 6-6 |
| 14               | 7-6  | 9-4  | 2-11 | 6-7 |
| 15               | 8-6  | 9-5  | 3-11 | 7-7 |
| 16               | 8-7  | 10-5 | 4-11 | 8-7 |
| 17               | 9-7  | 10-6 | 5-11 | 9-7 |

| 2012 (AFC NORTH) |      |      |      |     |
|------------------|------|------|------|-----|
| Wk               | BAL* | CIN# | CLE  | PIT |
| 1                | 1-0  | 0-1  | 0-1  | 0-1 |
| 2                | 1-1  | 1-1  | 0-2  | 1-1 |
| 3                | 2-1  | 2-1  | 0-3  | 1-2 |
| 4                | 3-1  | 3-1  | 0-4  | Bye |
| 5                | 4-1  | 3-2  | 0-5  | 2-2 |
| 6                | 5-1  | 3-3  | 1-5  | 2-3 |
| 7                | 5-2  | 3-4  | 1-6  | 3-3 |
| 8                | Bye  | Bye  | 2-6  | 4-3 |
| 9                | 6-2  | 3-5  | 2-7  | 5-3 |
| 10               | 7-2  | 4-5  | Bye  | 6-3 |
| 11               | 8-2  | 5-5  | 2-8  | 6-4 |
| 12               | 9-2  | 6-5  | 3-8  | 6-5 |
| 13               | 9-3  | 7-5  | 4-8  | 7-5 |
| 14               | 9-4  | 7-6  | 5-8  | 7-6 |
| 15               | 9-5  | 8-6  | 5-9  | 7-7 |
| 16               | 10-5 | 9-6  | 5-10 | 7-8 |
| 17               | 10-6 | 10-6 | 5-11 | 8-8 |

| 2015 (AFC NORTH) |      |      |      |      |
|------------------|------|------|------|------|
| Wk               | BAL  | CIN* | CLE  | PIT# |
| 1                | 0-1  | 1-0  | 0-1  | 0-1  |
| 2                | 0-2  | 2-0  | 1-1  | 1-1  |
| 3                | 0-3  | 3-0  | 1-2  | 2-1  |
| 4                | 1-3  | 4-0  | 1-3  | 2-2  |
| 5                | 1-4  | 5-0  | 2-3  | 3-2  |
| 6                | 1-5  | 6-0  | 2-4  | 4-2  |
| 7                | 1-6  | Bye  | 2-5  | 4-3  |
| 8                | 2-6  | 7-0  | 2-6  | 4-4  |
| 9                | Bye  | 8-0  | 2-7  | 5-4  |
| 10               | 2-7  | 8-1  | 2-8  | 6-4  |
| 11               | 3-7  | 8-2  | Bye  | Bye  |
| 12               | 4-7  | 9-2  | 2-9  | 6-5  |
| 13               | 4-8  | 10-2 | 2-10 | 7-5  |
| 14               | 4-9  | 10-3 | 3-10 | 8-5  |
| 15               | 4-10 | 11-3 | 3-11 | 9-5  |
| 16               | 5-10 | 11-4 | 3-12 | 9-6  |
| 17               | 5-11 | 12-4 | 3-13 | 10-6 |

| 2016 (AFC NORTH) |     |       |      |      |
|------------------|-----|-------|------|------|
| Wk               | BAL | CIN   | CLE  | PIT* |
| 1                | 1-0 | 1-0   | 0-1  | 1-0  |
| 2                | 2-0 | 1-1   | 0-2  | 2-0  |
| 3                | 3-0 | 1-2   | 0-3  | 2-1  |
| 4                | 3-1 | 2-2   | 0-4  | 3-1  |
| 5                | 3-2 | 2-3   | 0-5  | 4-1  |
| 6                | 3-3 | 2-4   | 0-6  | 4-2  |
| 7                | 3-4 | 3-4   | 0-7  | 4-3  |
| 8                | Bye | 3-4-1 | 0-8  | Bye  |
| 9                | 4-4 | Bye   | 0-9  | 4-4  |
| 10               | 5-4 | 3-5-1 | 0-10 | 4-5  |
| 11               | 5-5 | 3-6-1 | 0-11 | 5-5  |
| 12               | 6-5 | 3-7-1 | 0-12 | 6-5  |
| 13               | 7-5 | 4-7-1 | Bye  | 7-5  |
| 14               | 7-6 | 5-7-1 | 0-13 | 8-5  |
| 15               | 8-6 | 5-8-1 | 0-14 | 9-5  |
| 16               | 8-7 | 5-9-1 | 1-14 | 10-5 |
| 17               | 8-8 | 6-9-1 | 1-15 | 11-5 |

| 2019 (AFC NORTH) |      |      |      |     |
|------------------|------|------|------|-----|
| Wk               | BAL* | CIN  | CLE  | PIT |
| 1                | 1-0  | 0-1  | 0-1  | 0-1 |
| 2                | 2-0  | 0-2  | 0-2  | 0-2 |
| 3                | 2-1  | 0-3  | 1-2  | 0-3 |
| 4                | 2-2  | 0-4  | 2-2  | 1-3 |
| 5                | 3-2  | 0-5  | 2-3  | 1-4 |
| 6                | 4-2  | 0-6  | 2-4  | 2-4 |
| 7                | 5-2  | 0-7  | Bye  | Bye |
| 8                | Bye  | 0-8  | 2-5  | 3-4 |
| 9                | 6-2  | Bye  | 2-6  | 4-4 |
| 10               | 7-2  | 0-9  | 3-6  | 5-4 |
| 11               | 8-2  | 0-10 | 4-6  | 5-5 |
| 12               | 9-2  | 0-11 | 5-6  | 6-5 |
| 13               | 10-2 | 1-11 | 5-7  | 7-5 |
| 14               | 11-2 | 1-12 | 6-7  | 8-5 |
| 15               | 12-2 | 1-13 | 6-8  | 8-6 |
| 16               | 13-2 | 1-14 | 6-9  | 8-7 |
| 17               | 14-2 | 2-14 | 6-10 | 8-8 |

| 2017 (AFC NORTH) |     |     |      |      |
|------------------|-----|-----|------|------|
| Wk               | BAL | CIN | CLE  | PIT* |
| 1                | 1-0 | 0-1 | 0-1  | 1-0  |
| 2                | 2-0 | 0-2 | 0-2  | 2-0  |
| 3                | 2-1 | 0-3 | 0-3  | 2-1  |
| 4                | 2-2 | 1-3 | 0-4  | 3-1  |
| 5                | 3-2 | 2-3 | 0-5  | 3-2  |
| 6                | 3-3 | Bye | 0-6  | 4-2  |
| 7                | 3-4 | 2-4 | 0-7  | 5-2  |
| 8                | 4-4 | 3-4 | 0-8  | 6-2  |
| 9                | 4-5 | 3-5 | 0-9  | Bye  |
| 10               | Bye | 3-6 | 0-10 | 7-2  |
| 11               | 5-5 | 4-6 | 0-11 | 8-2  |
| 12               | 6-5 | 5-6 | 0-12 | 9-2  |
| 13               | 7-5 | 5-7 | Bye  | 10-2 |
| 14               | 7-6 | 5-8 | 0-13 | 11-2 |
| 15               | 8-6 | 5-9 | 0-14 | 11-3 |
| 16               | 9-6 | 6-9 | 0-15 | 12-3 |
| 17               | 9-7 | 7-9 | 0-16 | 13-3 |

| 2020 (AFC NORTH) |      |        |      |      |
|------------------|------|--------|------|------|
| Wk               | BAL  | CIN    | CLE  | PIT* |
| 1                | 1-0  | 0-1    | 0-1  | 1-0  |
| 2                | 2-0  | 0-2    | 1-1  | 2-0  |
| 3                | 2-1  | 0-2-1  | 2-1  | 3-0  |
| 4                | 3-1  | 1-2-1  | 3-1  | Bye  |
| 5                | 4-1  | 1-3-1  | 4-1  | 4-0  |
| 6                | 5-1  | 1-4-1  | 4-2  | 5-0  |
| 7                | Bye  | 1-5-1  | 5-2  | 6-0  |
| 8                | 5-2  | 2-5-1  | 5-3  | 7-0  |
| 9                | 6-2  | Bye    | Bye  | 8-0  |
| 10               | 6-3  | 2-6-1  | 6-3  | 9-0  |
| 11               | 6-4  | 2-7-1  | 7-3  | 10-0 |
| 12               | 6-5  | 2-8-1  | 8-3  | 11-0 |
| 13               | 7-5  | 2-9-1  | 9-3  | 11-1 |
| 14               | 8-5  | 2-10-1 | 9-4  | 11-2 |
| 15               | 9-5  | 3-10-1 | 10-4 | 11-3 |
| 16               | 10-5 | 4-10-1 | 10-5 | 12-3 |
| 17               | 11-5 | 4-11-1 | 11-5 | 12-4 |

| 2018 (AFC NORTH) |      |      |       |       |
|------------------|------|------|-------|-------|
| Wk               | BAL* | CIN  | CLE   | PIT   |
| 1                | 1-0  | 1-0  | 0-0-1 | 0-0-1 |
| 2                | 1-1  | 2-0  | 0-1-1 | 0-1-1 |
| 3                | 2-1  | 2-1  | 1-1-1 | 1-1-1 |
| 4                | 3-1  | 3-1  | 1-2-1 | 1-2-1 |
| 5                | 3-2  | 4-1  | 2-2-1 | 2-2-1 |
| 6                | 3-3  | 4-2  | 2-3-1 | 3-2-1 |
| 7                | 4-3  | 4-3  | 2-4-1 | Bye   |
| 8                | 4-4  | 5-3  | 2-5-1 | 4-2-1 |
| 9                | 4-5  | Bye  | 2-6-1 | 5-2-1 |
| 10               | Bye  | 5-4  | 3-6-1 | 6-2-1 |
| 11               | 5-5  | 5-5  | Bye   | 7-2-1 |
| 12               | 6-5  | 5-6  | 4-6-1 | 7-3-1 |
| 13               | 7-5  | 5-7  | 4-7-1 | 7-4-1 |
| 14               | 7-6  | 5-8  | 5-7-1 | 7-5-1 |
| 15               | 8-6  | 6-8  | 6-7-1 | 8-5-1 |
| 16               | 9-6  | 6-9  | 7-7-1 | 8-6-1 |
| 17               | 10-6 | 6-10 | 7-8-1 | 9-6-1 |

| 2021 (AFC NORTH) |     |      |     |       |
|------------------|-----|------|-----|-------|
| Wk               | BAL | CIN* | CLE | PIT   |
| 1                | 0-1 | 1-0  | 0-1 | 1-0   |
| 2                | 1-1 | 1-1  | 1-1 | 1-1   |
| 3                | 2-1 | 2-1  | 2-1 | 1-2   |
| 4                | 3-1 | 3-1  | 3-1 | 1-3   |
| 5                | 4-1 | 3-2  | 3-2 | 2-3   |
| 6                | 5-1 | 4-2  | 3-3 | 3-3   |
| 7                | 5-2 | 5-2  | 4-3 | Bye   |
| 8                | Bye | 5-3  | 4-4 | 4-3   |
| 9                | 6-2 | 5-4  | 5-4 | 5-3   |
| 10               | 6-3 | Bye  | 5-5 | 5-3-1 |
| 11               | 7-3 | 6-4  | 6-5 | 5-4-1 |
| 12               | 8-3 | 7-4  | 6-6 | 5-5-1 |
| 13               | 8-4 | 7-5  | Bye | 6-5-1 |
| 14               | 8-5 | 7-6  | 7-6 | 6-6-1 |
| 15               | 8-6 | 8-6  | 7-7 | 7-6-1 |
| 16               | 8-7 | 9-6  | 7-8 | 7-7-1 |
| 17               | 8-8 | 10-6 | 7-9 | 8-7-1 |
| 18               | 8-9 | 10-7 | 8-9 | 9-7-1 |

| OFFENSE |       |         |         | DEFENSE |         |         | TURNOVERS       |
|---------|-------|---------|---------|---------|---------|---------|-----------------|
| Year    | Total | Rushing | Passing | Total   | Rushing | Passing | Ratio (Ranking) |
| 1970    | 20    | 12      | 18      | 14      | 12      | 17      | -10             |
| 1971    | 17    | 13      | 14t     | 18      | 5       | 26      | +7              |
| 1972    | 13    | 2       | 22      | 8       | 6       | 10      | +22             |
| 1973    | 11    | 8       | 15      | 4       | 5       | 5       | +15             |
| 1974    | 8     | 2       | 21      | 1       | 6       | 1       | +7              |
| 1975    | 7     | 2       | 14      | 4       | 8       | 4       | +2              |
| 1976    | 9     | 1       | 22      | 1       | 1       | 6       | +15             |
| 1977    | 4     | 7       | 5       | 7       | 5       | 12      | -5              |
| 1978    | 8t    | 14      | 12      | 3       | 2       | 12      | +11             |
| 1979    | 1     | 2       | 2       | 2       | 4       | 10      | -10             |
| 1980    | 6     | 15      | 6       | 12      | 7       | 22      | -2              |
| 1981    | 11    | 5       | 13      | 22      | 8       | 26      | -5              |
| 1982    | 8     | 8       | 17      | 17      | 1       | 23      | 0               |
| 1983    | 22    | 4       | 27      | 3       | 7       | 5       | +2              |
| 1984    | 8     | 6t      | 15      | 5       | 4       | 15      | +2 (11)         |
| 1985    | 13    | 13      | 13      | 6       | 12      | 2       | -1              |
| 1986    | 20    | 7       | 24      | 18      | 15      | 18      | -3 (16)         |
| 1987    | 25    | 5       | 28      | 13      | 4       | 23      | +11 (4t)        |
| 1988    | 15    | 6       | 21      | 28      | 14      | 27      | -6 (22t)        |
| 1989    | 28    | 18      | 28      | 19      | 19t     | 16      | +11 (3t)        |
| 1990    | 22    | 13      | 25      | 1       | 11      | 1       | +10 (5)         |
| 1991    | 20    | 17      | 18      | 22      | 11      | 26      | 0 (11t)         |
| 1992    | 9     | 4       | 21      | 13      | 17t     | 8       | +11 (2)         |
| 1993    | 7     | 6       | 13      | 3       | 3       | 15      | +11 (3t)        |
| 1994    | 13    | 1       | 23      | 2       | 7       | 3       | +14 (1)         |
| 1995    | 6     | 12      | 8       | 3       | 2       | 6       | 0 (14t)         |
| 1996    | 15    | 2       | 27      | 2       | 3       | 5       | +7 (7t)         |
| 1997    | 6     | 1       | 23      | 6       | 1       | 18      | +1 (14)         |
| 1998    | 25    | 7       | 29      | 12      | 13      | 18      | -3 (18)         |
| 1999    | 22    | 10      | 26      | 11      | 26      | 4       | +3 (12t)        |
| 2000    | 18    | 4       | 29      | 7       | 12      | 9       | +14 (6)         |
| 2001    | 3     | 1       | 21      | 1       | 1       | 4       | +7 (9t)         |
| 2002    | 4     | 9       | 7       | 3       | 1       | 20      | 0 (15t)         |
| 2003    | 22    | 31      | 14      | 9       | 12      | 11      | -3 (21)         |
| 2004    | 16    | 2       | 28      | 1       | 1       | 4       | +11 (5t)        |
| 2005    | 15    | 5       | 24      | 4       | 3       | 16      | +7 (9t)         |
| 2006    | 7     | 10      | 9       | 9       | 3       | 20      | -8 (27t)        |
| 2007    | 17    | 3       | 22      | 1       | 3       | 3       | +3 (12)         |
| 2008    | 22    | 23      | 17      | 1       | 2       | 1       | +4 (11t)        |
| 2009    | 7     | 19      | 9       | 5       | 3       | 16      | -3 (20)         |
| 2010    | 14    | 11      | 14      | 2       | 1       | 12      | +17 (2)         |
| 2011    | 12    | 14      | 10      | 1       | 8       | 1       | -13 (28t)       |
| 2012    | 21    | 26      | 14      | 1       | 2       | 1       | -10 (24t)       |
| 2013    | 20    | 27t     | 12      | 13      | 21      | 9       | -4 (20t)        |
| 2014    | 2     | 16      | 2       | 18      | 6       | 27      | 0 (16t)         |
| 2015    | 3     | 16      | 3       | 21      | 5       | 30      | +2 (16)         |
| 2016    | 7     | 14      | 5t      | 12      | 13      | 16      | +5 (9t)         |
| 2017    | 3     | 20      | 3       | 5       | 10      | 5       | +2 (14)         |
| 2018    | 4     | 31      | 2       | 6       | 6       | 10      | -11 (28)        |
| 2019    | 30    | 29      | 31      | 5       | 14      | 3       | +8 (7)          |
| 2020    | 24t   | 32      | 15      | 3       | 11      | 3       | +9 (3t)         |
| 2021    | 23    | 29      | 15      | 24      | 32      | 9       | +2 (13t)        |

## CAREER TOTAL YARDS FROM SCRIMMAGE

| Rank | Player                       | Total Yards | Rush   | Receiving |
|------|------------------------------|-------------|--------|-----------|
| 1.   | Franco Harris (1972-83)      | 14,234      | 11,950 | 2,284     |
| 2.   | Hines Ward (1998-11)         | 12,511      | 428    | 12,083    |
| 3.   | Jerome Bettis (1996-05)      | 11,377      | 10,571 | 806       |
| 4.   | Antonio Brown (2010-18)      | 11,326      | 119    | 11,207    |
| 5.   | John Stallworth (1974-87)    | 8,834       | 111    | 8,723     |
| 6.   | Le'Veon Bell (2013-17)       | 7,996       | 5,336  | 2,660     |
| 7.   | Heath Miller (2005-15)       | 6,577       | 8      | 6,569     |
| 8.   | Louis Lipps (1984-91)        | 6,406       | 388    | 6,018     |
| 9.   | Willie Parker (2004-09)      | 6,075       | 5,378  | 697       |
| 10.  | Lynn Swann (1974-82)         | 5,534       | 72     | 5,462     |
| 11.  | Dick Hoak (1961-70)          | 5,417       | 3,965  | 1,452     |
| 12.  | John Henry Johnson (1960-65) | 5,195       | 4,381  | 814       |
| 13.  | Merril Hoge (1987-93)        | 5,169       | 3,115  | 2,054     |
| 14.  | Rocky Bleier (1968, 1971-80) | 5,159       | 3,865  | 1,294     |
| 15.  | Elbie Nickel (1947-57)       | 5,131       | 0      | 5,131     |
| 16.  | Ray Mathews (1951-59)        | 4,976       | 1,057  | 3,919     |
| 17.  | Frank Pollard (1980-88)      | 4,861       | 3,989  | 872       |
| 18.  | Barry Foster (1990-94)       | 4,747       | 3,943  | 804       |
| 19.  | Buddy Dial (1959-63)         | 4,737       | 14     | 4,723     |
| 20.  | Walter Abercrombie (1982-87) | 4,696       | 3,343  | 1,353     |

## ACTIVE TOTAL YARDS FROM SCRIMMAGE

| Rank | Player                          | Total Yards | Rush  | Receiving |
|------|---------------------------------|-------------|-------|-----------|
| 1.   | Julu Smith-Schuster (2017-21)   | 3,877       | 22    | 3,855     |
| 2.   | Diontae Johnson (2019-21)       | 2,873       | 109   | 2,764     |
| 3.   | Chase Claypool (2020-21)        | 1,845       | 112   | 1,733     |
| 4.   | Najee Harris (2021)             | 1,667       | 1,200 | 467       |
| 5.   | James Washington (2018-21)      | 1,642       | 13    | 1,629     |
| 6.   | Ben Roethlisberger (2004-21)    | 1,361       | 1,373 | -12       |
| 7.   | Benny Snell Jr. (2019-21)       | 989         | 892   | 97        |
| 8.   | Eric Ebron (2020-21)            | 643         | 1     | 642       |
| 9.   | Pat Freiermuth (2021)           | 497         | 0     | 497       |
| 10.  | Ray-Ray McCloud (2020-21)       | 434         | 80    | 354       |
| 11.  | Anthony McFarland Jr. (2020-21) | 181         | 116   | 65        |
| 12.  | Zach Gentry (2019-21)           | 171         | 0     | 171       |
| 13.  | Trey Edmunds (2019-20)          | 140         | 92    | 48        |
| 14.  | Mason Rudolph (2018-21)         | 89          | 89    | 0         |
| 15.  | Kalen Ballage (2021)            | 44          | 36    | 8         |
| 16.  | Cody White (2021)               | 33          | 0     | 33        |
| 17.  | Joshua Dobbs (2018)             | 31          | 31    | 0         |
| 18.  | Derek Watt (2020-21)            | 16          | 1     | 15        |
| 19.  | Kevin Rader (2020-21)           | 8           | 0     | 8         |
| 20.  | Anthony Miller (2021)           | 1           | 0     | 1         |

## CAREER RUSHING YARDS

| Rank | Player                       | Att.  | Yds.   | Avg. | TDs |
|------|------------------------------|-------|--------|------|-----|
| 1.   | Franco Harris (1972-83)      | 2,881 | 11,950 | 4.1  | 91  |
| 2.   | Jerome Bettis (1996-05)      | 2,683 | 10,571 | 3.9  | 78  |
| 3.   | Willie Parker (2004-09)      | 1,253 | 5,378  | 4.3  | 24  |
| 4.   | Le'Veon Bell (2013-17)       | 1,229 | 5,336  | 4.3  | 35  |
| 5.   | John Henry Johnson (1960-65) | 1,006 | 4,381  | 4.4  | 26  |
| 6.   | Frank Pollard (1980-88)      | 953   | 3,989  | 4.2  | 20  |
| 7.   | Dick Hoak (1961-70)          | 1,132 | 3,965  | 3.5  | 25  |
| 8.   | Barry Foster (1990-94)       | 915   | 3,943  | 4.3  | 26  |
| 9.   | Rocky Bleier (1968, 1971-80) | 928   | 3,865  | 4.2  | 23  |
| 10.  | Rashard Mendenhall (2008-12) | 864   | 3,549  | 4.1  | 29  |
| 11.  | Walter Abercrombie (1982-87) | 842   | 3,343  | 4.0  | 22  |
| 12.  | Fran Rogel (1950-57)         | 900   | 3,271  | 3.6  | 17  |
| 13.  | Merril Hoge (1987-93)        | 819   | 3,115  | 3.8  | 21  |
| 14.  | John Fuqua (1970-76)         | 699   | 2,942  | 4.2  | 21  |
| 15.  | Tom Tracy (1958-63)          | 737   | 2,717  | 3.7  | 15  |
| 16.  | Kordell Stewart (1995-02)    | 496   | 2,561  | 5.2  | 35  |
| 17.  | James Conner (2017-20)       | 532   | 2,302  | 4.3  | 22  |
| 18.  | Terry Bradshaw (1970-83)     | 444   | 2,257  | 5.1  | 32  |
| 19.  | Preston Pearson (1970-74)    | 573   | 2,243  | 3.9  | 8   |
| 20.  | Lynn Chandnois (1950-56)     | 593   | 1,934  | 3.3  | 16  |

## ACTIVE RUSHING YARDS

| Rank | Player                          | Att. | Yds.  | Avg. | TDs |
|------|---------------------------------|------|-------|------|-----|
| 1.   | Ben Roethlisberger (2004-21)    | 515  | 1,373 | 2.8  | 20  |
| 2.   | Najee Harris (2021)             | 307  | 1,200 | 3.9  | 7   |
| 3.   | Benny Snell Jr. (2020-21)       | 255  | 892   | 3.5  | 6   |
| 5.   | Anthony McFarland Jr. (2020-21) | 36   | 116   | 3.2  | 0   |
| 6.   | Chase Claypool (2020-21)        | 24   | 112   | 4.7  | 2   |
| 7.   | Diontae Johnson (2020-21)       | 12   | 109   | 9.1  | 0   |
| 8.   | Trey Edmunds (2020-21)          | 22   | 92    | 4.2  | 0   |
| 9.   | Mason Rudolph (2018-21)         | 33   | 89    | 2.7  | 0   |
| 10.  | Ray-Ray McCloud (2020-21)       | 8    | 80    | 13.3 | 0   |
| 11.  | Kalen Ballage (2021)            | 12   | 36    | 3.0  | 0   |
| 12.  | Joshua Dobbs (2018, '20)        | 6    | 31    | 5.2  | 0   |
| 13.  | Julu Smith-Schuster (2017-21)   | 4    | 22    | 5.5  | 1   |
| 14.  | James Washington (2017-21)      | 2    | 13    | 6.5  | 0   |
| 15.  | Eric Ebron (2020-21)            | 1    | 1     | 1.0  | 1   |
|      | Derek Watt (2020-21)            | 1    | 1     | 1.0  | 0   |

| CAREER PASSING YARDS |                              |       |       |        |      |     |      |      |
|----------------------|------------------------------|-------|-------|--------|------|-----|------|------|
| Rank                 | Player                       | Att.  | Comp. | Yards  | Pct. | TDs | Int. | Rtg. |
| 1.                   | Ben Roethlisberger (2004-21) | 8,443 | 5,440 | 64,088 | 64.4 | 418 | 211  | 93.5 |
| 2.                   | Terry Bradshaw (1970-83)     | 3,901 | 2,025 | 27,989 | 51.9 | 212 | 210  | 70.9 |
| 3.                   | Kordell Stewart (1995-02)    | 2,107 | 1,190 | 13,328 | 56.5 | 70  | 72   | 72.3 |
| 4.                   | Neil O'Donnell (1990-95)     | 1,871 | 1,069 | 12,867 | 57.1 | 68  | 39   | 81.8 |
| 5.                   | Bubby Brister (1986-92)      | 1,477 | 776   | 10,104 | 52.5 | 51  | 57   | 69.8 |
| 6.                   | Bobby Layne (1958-62)        | 1,156 | 569   | 9,030  | 49.2 | 66  | 81   | 65.5 |
| 7.                   | Jim Finks (1949-55)          | 1,382 | 661   | 8,622  | 47.8 | 55  | 88   | 54.7 |
| 8.                   | Mark Malone (1980-87)        | 1,374 | 690   | 8,582  | 50.2 | 54  | 68   | 62.4 |
| 9.                   | Tommy Maddox (2001-05)       | 1,036 | 603   | 7,139  | 58.2 | 42  | 40   | 76.7 |
| 10.                  | Mike Tomczak (1993-99)       | 973   | 546   | 6,649  | 56.1 | 37  | 43   | 71.6 |
| 11.                  | Ed Brown (1962-65)           | 736   | 339   | 5,821  | 46.1 | 38  | 50   | 62.3 |
| 12.                  | Bill Nelsen (1963-67)        | 591   | 274   | 4,440  | 46.4 | 27  | 30   | 66.1 |
| 13.                  | Dick Shiner (1968-69)        | 513   | 245   | 3,278  | 47.8 | 25  | 27   | 62.8 |
| 14.                  | Cliff Stoudt (1977-83)       | 479   | 244   | 3,217  | 50.9 | 14  | 28   | 57.9 |
| 15.                  | David Woodley (1984-85)      | 339   | 179   | 2,630  | 52.8 | 14  | 21   | 66.4 |
| 16.                  | Kent Nix (1967-69)           | 451   | 217   | 2,597  | 48.1 | 14  | 33   | 46.0 |
| 17.                  | Terry Hanratty (1969-75)     | 417   | 159   | 2,478  | 38.1 | 24  | 34   | 43.8 |
| 18.                  | Mason Rudolph (2019-21)      | 384   | 236   | 2,366  | 61.5 | 16  | 11   | 80.9 |
| 19.                  | Earl Morrall (1957-58)       | 335   | 155   | 2,175  | 46.3 | 12  | 19   | 56.0 |
| 20.                  | Joe Gilliam (1972-75)        | 331   | 147   | 2,103  | 44.4 | 9   | 17   | 53.2 |
| ACTIVE PASSING YARDS |                              |       |       |        |      |     |      |      |
| Rank                 | Player                       | Att.  | Comp. | Yards  | Pct. | TDs | Int. | Rtg. |
| 1.                   | Ben Roethlisberger (2004-21) | 8,443 | 5,440 | 64,088 | 64.4 | 418 | 211  | 93.5 |
| 2.                   | Mason Rudolph (2019-21)      | 384   | 236   | 2,366  | 61.5 | 16  | 11   | 80.9 |
| 3.                   | Joshua Dobbs (2018, '20)     | 17    | 10    | 45     | 58.8 | 0   | 1    | 39.1 |



CAREER RECEIVING YARDS

| Rank | Player                            | No.   | Yds.   | Avg. | TDs |
|------|-----------------------------------|-------|--------|------|-----|
| 1.   | Hines Ward (1998-11)              | 1,000 | 12,083 | 12.1 | 85  |
| 2.   | Antonio Brown (2010-18)           | 837   | 11,207 | 13.4 | 74  |
| 3.   | John Stallworth (1974-87)         | 537   | 8,723  | 16.2 | 63  |
| 4.   | Heath Miller (2005-15)            | 592   | 6,569  | 11.1 | 45  |
| 5.   | Louis Lipps (1984-91)             | 358   | 6,018  | 16.8 | 39  |
| 6.   | Lynn Swann (1974-82)              | 336   | 5,462  | 16.3 | 51  |
| 7.   | Elbie Nickel (1947-57)            | 329   | 5,131  | 15.6 | 37  |
| 8.   | Buddy Dial (1959-63)              | 219   | 4,723  | 21.6 | 42  |
| 9.   | Plaxico Burress (2000-04, '12-13) | 264   | 4,206  | 15.9 | 23  |
| 10.  | Mike Wallace (2009-12)            | 235   | 4,042  | 17.2 | 32  |
| 11.  | Ray Matthews (1951-59)            | 230   | 3,919  | 17.0 | 34  |
| 12.  | JuJu Smith-Schuster (2017-21)     | 327   | 3,855  | 11.9 | 26  |
| 13.  | Santonio Holmes (2006-09)         | 235   | 3,835  | 16.3 | 20  |
| 14.  | Roy Jefferson (1965-69)           | 199   | 3,671  | 18.4 | 29  |
| 15.  | Yancy Thigpen (1992-97)           | 222   | 3,651  | 16.4 | 21  |
| 16.  | Charles Johnson (1994-98)         | 247   | 3,400  | 13.8 | 15  |
| 17.  | Bennie Cunningham (1976-85)       | 202   | 2,879  | 14.3 | 20  |
| 18.  | Diontae Johnson (2019-21)         | 254   | 2,764  | 10.9 | 20  |
| 19.  | Le'Veon Bell (2013-17)            | 312   | 2,660  | 8.5  | 7   |
| 20.  | Franco Harris (1972-83)           | 306   | 2,284  | 7.5  | 9   |

ACTIVE RECEIVING YARDS

| Rank | Player                          | No. | Yds.  | Avg. | TDs |
|------|---------------------------------|-----|-------|------|-----|
| 1.   | JuJu Smith-Schuster (2017-21)   | 327 | 3,855 | 11.9 | 26  |
| 2.   | Diontae Johnson (2019-21)       | 254 | 2,764 | 10.9 | 20  |
| 3.   | Chase Claypool (2020-21)        | 121 | 1,773 | 14.3 | 11  |
| 4.   | James Washington (2018-21)      | 114 | 1,629 | 14.3 | 11  |
| 5.   | Eric Ebron (2020-21)            | 68  | 642   | 9.4  | 6   |
| 6.   | Pat Freiermuth (2021)           | 60  | 497   | 8.3  | 7   |
| 7.   | Najee Harris (2021)             | 74  | 467   | 6.3  | 3   |
| 8.   | Ray-Ray McCloud (2020-21)       | 59  | 354   | 6.0  | 0   |
| 9.   | Zach Gentry (2019-21)           | 20  | 171   | 8.6  | 0   |
| 10.  | Benny Snell Jr. (2019-21)       | 15  | 97    | 6.5  | 0   |
| 11.  | Anthony McFarland Jr. (2020-21) | 7   | 65    | 9.3  | 0   |
| 12.  | Trey Edmunds (2019-20)          | 6   | 48    | 8.0  | 0   |
| 13.  | Cody White (2021)               | 5   | 33    | 6.6  | 0   |
| 14.  | Derek Watt (2020-21)            | 3   | 15    | 5.0  | 0   |
| 15.  | Kevin Rader (2020-21)           | 2   | 8     | 4.0  | 0   |
| 16.  | Kalen Ballage (2021)            | 2   | 8     | 4.0  | 0   |
| 17.  | Anthony Miller (2021)           | 1   | 2     | 2.0  | 0   |

CAREER SCORING

| Rank | Player                    | TDs | PATs | FGs | Pts   |
|------|---------------------------|-----|------|-----|-------|
| 1.   | Gary Anderson (1982-94)   | 0   | 416  | 309 | 1,343 |
| 2.   | Jeff Reed (2002-10)       | 0   | 307  | 204 | 919   |
| 3.   | Chris Boswell (2015-21)   | 0   | 231  | 182 | 777   |
| 4.   | Roy Gerela (1971-78)      | 0   | 293  | 146 | 731   |
| 5.   | Franco Harris (1972-83)   | 100 | 0    | 0   | 600   |
| 6.   | Shaun Suisham (2010-15)   | 0   | 173  | 124 | 545   |
| 7.   | Hines Ward (1998-11)      | 86  | **5  | 0   | 526   |
| 8.   | Antonio Brown (2010-18)   | 79  | **4  | 0   | 482   |
|      | Jerome Bettis (1996-05)   | 80  | **1  | 0   | 482   |
| 10.  | Norm Johnson (1995-98)    | 0   | 137  | 105 | 452   |
| 11.  | John Stallworth (1974-87) | 64  | 0    | 0   | 384   |
| 12.  | Kris Brown (1999-01)      | 0   | 96   | 80  | 336   |
| 13.  | Lynn Swann (1974-82)      | 53  | 0    | 0   | 318   |
| 14.  | Mike Clark (1964-67)      | 0   | 116  | 57  | 287   |
| 15.  | Lou Michaels (1961-63)    | 0   | 91   | 62  | 277   |
| 16.  | Heath Miller (2005-15)    | 45  | **3  | 0   | 276   |
|      | Louis Lipps (1984-91)     | 46  | 0    | 0   | 276   |
| 18.  | Ray Mathews (1951-59)     | 43  | 1    | 0   | @261  |
| 19.  | Le'Veon Bell (2013-17)    | 42  | **1  | 0   | 254   |
| 20.  | Buddy Dial (1959-63)      | 42  | 0    | 0   | 252   |

ACTIVE SCORING

| Rank | Player                        | TDs | PATs | FGs | Pts |
|------|-------------------------------|-----|------|-----|-----|
| 1.   | Chris Boswell (2015-21)       | 0   | 231  | 182 | 777 |
| 2.   | JuJu Smith-Schuster (2017-21) | 28  | **2  | 0   | 172 |
|      | Ben Roethlisberger (2004-21)  | 20  | 0    | 0   | 120 |
| 4.   | Diontae Johnson (2019-21)     | 21  | **1  | 0   | 128 |
| 5.   | Chase Claypool (2020-21)      | 13  | 0    | 0   | 78  |
| 6.   | James Washington (2018-21)    | 11  | 0    | 0   | 66  |
| 7.   | Najee Harris (2021)           | 10  | 0    | 0   | 60  |
| 8.   | Eric Ebron (2020-21)          | 7   | **2  | 0   | 44  |
|      | Pat Freiermuth (2021)         | 7   | **1  | 0   | 44  |
| 10.  | Benny Snell Jr. (2019-21)     | 6   | 0    | 0   | 36  |
| 11.  | Minkah Fitzpatrick (2019-21)  | 3   | 0    | 0   | 18  |
| 12.  | Devin Bush (2019-21)          | 1   | 0    | 0   | 6   |
|      | Robert Spillane (2019-21)     | 1   | 0    | 0   | 6   |
|      | Joe Haden (2017-21)           | 1   | 0    | 0   | 6   |
|      | Ulysees Gilbert (2019-21)     | 1   | 0    | 0   | 6   |
| 16.  | Derek Watt (2020-21)          | 0   | 0    | 0   | @2  |

\*\*2-pt. Conversion  
@ Includes one safety

## CAREER INTERCEPTIONS

| Rank | Player                    | Int. | Yds. | Avg. | TDs |
|------|---------------------------|------|------|------|-----|
| 1.   | Mel Blount (1970-83)      | 57   | 736  | 12.9 | 2   |
| 2.   | Jack Butler (1951-59)     | 52   | 827  | 15.9 | 4   |
| 3.   | Donnie Shell (1974-87)    | 51   | 490  | 9.6  | 2   |
| 4.   | Rod Woodson (1987-96)     | 38   | 779  | 20.5 | 5   |
| 5.   | Dwayne Woodruff (1979-90) | 37   | 689  | 18.6 | 3   |
| 6.   | Mike Wagner (1971-80)     | 36   | 491  | 13.6 | 0   |
| 7.   | Troy Polamalu (2003-14)   | 32   | 398  | 12.4 | 3   |
|      | Darren Perry (1992-98)    | 32   | 574  | 17.9 | 1   |
|      | Jack Ham (1971-82)        | 32   | 218  | 6.8  | 1   |
| 10.  | Jack Lambert (1974-84)    | 28   | 243  | 8.7  | 0   |

## ACTIVE INTERCEPTIONS

| Rank | Player                       | Int. | Yds. | Avg. | TDs |
|------|------------------------------|------|------|------|-----|
| 1.   | Minkah Fitzpatrick (2019-21) | 11   | 225  | 20.5 | 2   |
| 2.   | Joe Haden (2017-21)          | 10   | 59   | 5.9  | 1   |
| 3.   | Cameron Sutton (2017-21)     | 5    | 30   | 6.0  | 0   |
|      | Terrell Edmunds (2018-21)    | 5    | 61   | 12.2 | 0   |
| 5.   | T.J. Watt (2017-21)          | 4    | 24   | 8.0  | 0   |
| 6.   | Ahkello Witherspoon (2021)   | 3    | 45   | 15.0 | 0   |
| 7.   | Cam Heyward (2011-21)        | 2    | 0    | 0.0  | 0   |
|      | Devin Bush (2019-21)         | 2    | 6    | 3.0  | 0   |
| 9.   | James Pierre (2020-21)       | 1    | 0    | 0.0  | 0   |
|      | Joe Schobert (2021)          | 1    | 23   | 23.0 | 0   |
|      | Tre Norwood (2021)           | 1    | 0    | 0.0  | 0   |
|      | Trey Edmunds (2019-21)       | 1    | 2    | 2.0  | 0   |
|      | Stephon Tuitt (2014-21)      | 1    | 3    | 3.0  | 0   |
|      | Robert Spillane (2020-21)    | 1    | 33   | 33.0 | 1   |
|      | Alex Highsmith (2020-21)     | 1    | 2    | 2.0  | 0   |

## CAREER SACKS

| Rank | Player                                  | Sacks |
|------|---|-------|
| 1.   | James Harrison (2002, 2004-12, 2014-17) | 80.5  |
| 2.   | L.C. Greenwood (1969-81)                | 78.0  |
| 3.   | Joe Greene (1969-81)                    | 77.5  |
| 4.   | Jason Gildon (1994-03)                  | 77.0  |
| 5.   | T. J. Watt (2017-21)                    | 72.0  |
| 6.   | Cameron Heyward (2011-21)               | 68.0  |
| 7.   | Joey Porter (1999-06)                   | 60.0  |
| 8.   | Keith Willis (1982-91)                  | 59.0  |
| 9.   | LaMarr Woodley (2007-13)                | 57.0  |
| 10.  | Dwight White (1971-80)                  | 55.0  |
| 11.  | Greg Lloyd (1988-97)                    | 53.5  |
| 12.  | Aaron Smith (1999-11)                   | 44.0  |
| 13.  | Bud Dupree (2015-20)                    | 39.5  |
|      | Ernie Holmes (1972-77)                  | 39.5  |
| 15.  | Andy Russell (1963-76)                  | 38.0  |
| 16.  | Lawrence Timmons (2007-16)              | 35.5  |
|      | Kevin Greene (1993-95)                  | 35.5  |
| 18.  | Gary Dunn (1976-87)                     | 35.0  |
| 19.  | Stephon Tuitt (2014-21)                 | 34.5  |
|      | Ben McGee (1964-72)                     | 34.5  |

## ACTIVE SACKS

| Rank | Player                    | Sacks |
|------|---------------------------|-------|
| 1.   | T.J. Watt (2017-21)       | 72.0  |
| 2.   | Cameron Heyward (2011-21) | 68.0  |
| 3.   | Stephon Tuitt (2014-21)   | 34.5  |
| 4.   | Alex Highsmith (2020-21)  | 8.0   |
|      | Chris Wormley (2020-21)   | 8.0   |
| 6.   | Tyson Alualu (2017-21)    | 7.0   |
| 7.   | Devin Bush (2019-21)      | 4.0   |
| 8.   | Terrell Edmunds (2018-21) | 3.0   |
| 9.   | Henry Mondeaux (2020-21)  | 2.0   |
|      | Robert Spillane (2020-21) | 2.0   |
|      | Cameron Sutton (2017-21)  | 2.0   |
|      | Derek Tuska (2021)        | 2.0   |
| 13.  | Isaiahh Loudermilk (2021) | 1.0   |
|      | Joe Haden (2017-20)       | 1.0   |
| 15.  | Taco Charlton (2021)      | 0.5   |

| CAREER FUMBLE RECOVERIES |                              |           |     |
|--------------------------|------------------------------|-----------|-----|
| Rank                     | Player                       | Fum. Rec. | TDs |
| 1.                       | Ernie Stautner (1950-63)     | 23        | 0   |
| 2.                       | Jack Ham (1971-82)           | 21        | 1   |
| 3.                       | Donnie Shell (1974-87)       | 19        | 2   |
| 4.                       | John Reger (1955-63)         | 17        | 1   |
| 5.                       | Jack Lambert (1974-84)       | 16        | 0   |
| 6.                       | Carnell Lake (1989-98)       | 15        | 2   |
|                          | Greg Lloyd (1988-97)         | 15        | 0   |
|                          | Joe Greene (1969-81)         | 15        | 0   |
| 9.                       | Robin Cole (1977-87)         | 14        | 0   |
|                          | L.C. Greenwood (1969-81)     | 14        | 0   |
| ACTIVE FUMBLE RECOVERIES |                              |           |     |
| Rank                     | Player                       | Fum. Rec. | TDs |
| 1.                       | T.J. Watt (2017-21)          | 7         | 0   |
| 2.                       | Cameron Heyward (2011-21)    | 6         | 0   |
| 3.                       | Devin Bush (2019-21)         | 5         | 1   |
| 4.                       | Minkah Fitzpatrick (2019-21) | 4         | 1   |
| 5.                       | Joe Haden (2017-21)          | 2         | 0   |
| 6.                       | Terrell Edmunds (2018-21)    | 1         | 0   |
|                          | Stephon Tuitt (2014-21)      | 1         | 0   |
|                          | Robert Spillane (2019-21)    | 1         | 0   |
|                          | Cam Sutton (2017-21)         | 1         | 0   |
|                          | Justin Layne (2019-21)       | 1         | 0   |
|                          | Henry Mondeaux (2020-21)     | 1         | 0   |

| Year | Player          | Record |
|------|-----------------|--------|
| 1969 | Terry Hanratty  | 0-5    |
| 1970 | Terry Hanratty  | 2-4    |
|      | Terry Bradshaw  | 3-5    |
| 1971 | Terry Hanratty  | 1-0    |
|      | Terry Bradshaw  | 5-8    |
| 1972 | Terry Bradshaw  | 11-3   |
| 1973 | Terry Hanratty  | 2-2    |
|      | Terry Bradshaw  | 8-1    |
|      | Joe Gilliam     | 0-1    |
| 1974 | Terry Hanratty  | 1-0    |
|      | Terry Bradshaw  | 5-2    |
|      | Joe Gilliam     | 4-1-1  |
| 1975 | Terry Bradshaw  | 12-2   |
| 1976 | Terry Bradshaw  | 4-4    |
|      | Mike Kruczek    | 6-0    |
| 1977 | Terry Bradshaw  | 9-5    |
| 1978 | Terry Bradshaw  | 14-2   |
| 1979 | Terry Bradshaw  | 12-4   |
| 1980 | Terry Bradshaw  | 9-6    |
|      | Cliff Stoudt    | 0-1    |
| 1981 | Terry Bradshaw  | 8-6    |
|      | Mark Malone     | 0-2    |
| 1982 | Terry Bradshaw  | 6-3    |
| 1983 | Terry Bradshaw  | 1-0    |
|      | Cliff Stoudt    | 9-6    |
| 1984 | David Woodley   | 3-4    |
|      | Mark Malone     | 6-3    |
| 1985 | David Woodley   | 4-2    |
|      | Mark Malone     | 3-5    |
|      | Scott Campbell  | 0-2    |
| 1986 | Mark Malone     | 6-8    |
|      | Bubby Brister   | 0-2    |
| 1987 | Mark Malone     | 6-6    |
|      | Steve Bono      | 2-1    |
| 1988 | Bubby Brister   | 4-9    |
|      | Todd Blackledge | 1-2    |
| 1989 | Bubby Brister   | 8-6    |
|      | Todd Blackledge | 1-1    |
| 1990 | Bubby Brister   | 9-7    |
| 1991 | Bubby Brister   | 5-3    |
|      | Neil O'Donnell  | 2-6    |
| 1992 | Neil O'Donnell  | 9-3    |
|      | Bubby Brister   | 2-2    |
| 1993 | Neil O'Donnell  | 9-6    |
|      | Mike Tomczak    | 0-1    |
| 1994 | Neil O'Donnell  | 10-4   |
|      | Mike Tomczak    | 2-0    |
| 1995 | Neil O'Donnell  | 9-3    |
|      | Mike Tomczak    | 2-2    |

| Name (Years)                 | Record   |
|------------------------------|----------|
| Ben Roethlisberger (2004-21) | 165-81-1 |
| Terry Bradshaw (1970-83)     | 107-51   |
| Kordell Stewart (1995-02)    | 45-29    |
| Neil O'Donnell (1990-95)     | 39-22    |
| Bubby Brister (1986-92)      | 28-29    |
| Mark Malone (1981-87)        | 21-24    |
| Tommy Maddox (2002-05)       | 16-16-1  |
| Mike Tomczak (1993-99)       | 15-12    |
| Cliff Stoudt (1977-83)       | 10-7     |
| David Woodley (1984-85)      | 7-6      |
| Mike Kruczek (1976-79)       | 6-0      |
| Charlie Batch (2002-12)      | 6-3      |
| Terry Hanratty (1969-75)     | 6-11     |

| Year | Player             | Record |
|------|--------------------|--------|
| 1996 | Mike Tomczak       | 10-5   |
|      | Jim Miller         | 0-1    |
| 1997 | Kordell Stewart    | 11-5   |
| 1998 | Kordell Stewart    | 7-9    |
| 1999 | Kordell Stewart    | 5-6    |
|      | Mike Tomczak       | 1-4    |
| 2000 | Kordell Stewart    | 7-4    |
|      | Kent Graham        | 2-3    |
| 2001 | Kordell Stewart    | 13-3   |
| 2002 | Tommy Maddox       | 8-3-1  |
|      | Kordell Stewart    | 2-2    |
| 2003 | Tommy Maddox       | 6-10   |
| 2004 | Ben Roethlisberger | 13-0   |
|      | Tommy Maddox       | 2-1    |
| 2005 | Ben Roethlisberger | 9-3    |
|      | Charlie Batch      | 2-0    |
|      | Tommy Maddox       | 0-2    |
| 2006 | Ben Roethlisberger | 7-8    |
|      | Charlie Batch      | 1-0    |
| 2007 | Ben Roethlisberger | 10-5   |
|      | Charlie Batch      | 0-1    |
| 2008 | Ben Roethlisberger | 12-4   |
| 2009 | Ben Roethlisberger | 9-6    |
|      | Dennis Dixon       | 0-1    |
| 2010 | Ben Roethlisberger | 9-3    |
|      | Dennis Dixon       | 2-0    |
|      | Charlie Batch      | 1-1    |
| 2011 | Ben Roethlisberger | 11-4   |
|      | Charlie Batch      | 1-0    |
| 2012 | Ben Roethlisberger | 7-6    |
|      | Charlie Batch      | 1-1    |
|      | Byron Leftwich     | 0-1    |
| 2013 | Ben Roethlisberger | 8-8    |
| 2014 | Ben Roethlisberger | 11-5   |
| 2015 | Ben Roethlisberger | 7-4    |
|      | Mike Vick          | 2-1    |
|      | Landry Jones       | 1-1    |
| 2016 | Ben Roethlisberger | 10-4   |
|      | Landry Jones       | 1-1    |
| 2017 | Ben Roethlisberger | 12-3   |
|      | Landry Jones       | 1-0    |
| 2018 | Ben Roethlisberger | 9-6-1  |
| 2019 | Ben Roethlisberger | 0-2    |
|      | Mason Rudolph      | 5-3    |
|      | Devlin Hodges      | 3-3    |
| 2020 | Ben Roethlisberger | 12-3   |
|      | Mason Rudolph      | 0-1    |
| 2021 | Ben Roethlisberger | 9-7    |
|      | Mason Rudolph      | 0-1    |

| Name (Years)                   | Record |
|--------------------------------|--------|
| Mason Rudolph (2018-21)        | 5-4-1  |
| Joe Gilliam (1972-75)          | 4-2-1  |
| Devlin Hodges (2019)           | 3-3    |
| Mike Vick (2015)               | 2-1    |
| Dennis Dixon (2008-11)         | 2-1    |
| Steve Bono (1987-88)           | 2-1    |
| Landry Jones (2013-17)         | 3-2    |
| Kent Graham (2000)             | 2-3    |
| Todd Blackledge (1988-89)      | 2-3    |
| Byron Leftwich (2008, 2010-12) | 0-1    |
| Jim Miller (1995-96)           | 0-1    |
| Scott Campbell (1984-86)       | 0-2    |

| Year | Player             | Att.       | Yds.         | Avg.       | TD        | Long       |
|------|--------------------|------------|--------------|------------|-----------|------------|
| 2021 | Najee Harris       | 307        | 1,200        | 3.9        | 7         | 37t        |
|      | Benny Snell        | 36         | 98           | 2.7        | 0         | 9          |
|      | <b>Total</b>       | <b>343</b> | <b>1,298</b> | <b>3.8</b> | <b>7</b>  | <b>37t</b> |
| 2020 | James Conner       | 169        | 721          | 4.3        | 6         | 59         |
|      | Benny Snell        | 111        | 368          | 3.3        | 4         | 30         |
|      | <b>Total</b>       | <b>280</b> | <b>1,089</b> | <b>3.9</b> | <b>10</b> | <b>59</b>  |
| 2019 | James Conner       | 116        | 464          | 4.0        | 4         | 25         |
|      | Benny Snell Jr.    | 108        | 426          | 3.9        | 2         | 23         |
|      | <b>Total</b>       | <b>224</b> | <b>890</b>   | <b>4.0</b> | <b>6</b>  | <b>25</b>  |
| 2018 | James Conner       | 215        | 973          | 4.5        | 12        | 30         |
|      | Jaylen Samuels     | 56         | 256          | 4.6        | 0         | 25         |
|      | <b>Total</b>       | <b>271</b> | <b>1,229</b> | <b>4.5</b> | <b>12</b> | <b>30</b>  |
| 2017 | Le'Veon Bell       | 321        | 1,291        | 4.0        | 9         | 27         |
|      | James Conner       | 32         | 144          | 4.5        | 0         | 23         |
|      | <b>Total</b>       | <b>353</b> | <b>1,435</b> | <b>4.1</b> | <b>9</b>  | <b>27</b>  |
| 2016 | Le'Veon Bell       | 261        | 1,268        | 4.9        | 7         | 44         |
|      | DeAngelo Williams  | 98         | 343          | 3.5        | 4         | 17         |
|      | <b>Total</b>       | <b>359</b> | <b>1,611</b> | <b>4.5</b> | <b>11</b> | <b>44</b>  |
| 2015 | DeAngelo Williams  | 200        | 907          | 4.5        | 11        | 55         |
|      | Le'Veon Bell       | 113        | 556          | 4.9        | 3         | 42         |
|      | <b>Total</b>       | <b>313</b> | <b>1,463</b> | <b>4.7</b> | <b>14</b> | <b>55</b>  |
| 2014 | Le'Veon Bell       | 290        | 1,361        | 4.7        | 8         | 81         |
|      | LeGarrette Blount  | 65         | 266          | 4.1        | 2         | 50         |
|      | <b>Total</b>       | <b>355</b> | <b>1,627</b> | <b>4.6</b> | <b>10</b> | <b>81</b>  |
| 2013 | Le'Veon Bell       | 244        | 860          | 3.5        | 8         | 43         |
|      | Jonathan Dwyer     | 49         | 197          | 4.0        | 0         | 30         |
|      | <b>Total</b>       | <b>293</b> | <b>1,057</b> | <b>3.6</b> | <b>8</b>  | <b>43</b>  |
| 2012 | Jonathan Dwyer     | 156        | 623          | 4.0        | 2         | 34         |
|      | Isaac Redman       | 110        | 410          | 3.7        | 2         | 28         |
|      | <b>Total</b>       | <b>266</b> | <b>1,033</b> | <b>3.9</b> | <b>4</b>  | <b>34</b>  |
| 2011 | Rashard Mendenhall | 228        | 928          | 4.1        | 9         | 68         |
|      | Isaac Redman       | 110        | 479          | 4.4        | 3         | 27         |
|      | <b>Total</b>       | <b>338</b> | <b>1,407</b> | <b>4.2</b> | <b>12</b> | <b>68</b>  |
| 2010 | Rashard Mendenhall | 324        | 1,273        | 3.9        | 13        | 50t        |
|      | Isaac Redman       | 52         | 247          | 4.8        | 0         | 23         |
|      | <b>Total</b>       | <b>376</b> | <b>1,520</b> | <b>4.0</b> | <b>13</b> | <b>50t</b> |
| 2009 | Rashard Mendenhall | 242        | 1,108        | 4.6        | 7         | 60         |
|      | Willie Parker      | 98         | 389          | 4.0        | 0         | 34         |
|      | <b>Total</b>       | <b>340</b> | <b>1,497</b> | <b>4.4</b> | <b>7</b>  | <b>60</b>  |
| 2008 | Willie Parker      | 210        | 791          | 3.8        | 5         | 34t        |
|      | Mewelde Moore      | 140        | 588          | 4.2        | 5         | 32t        |
|      | <b>Total</b>       | <b>350</b> | <b>1,379</b> | <b>3.9</b> | <b>10</b> | <b>34t</b> |
| 2007 | Willie Parker      | 321        | 1,316        | 4.1        | 2         | 32         |
|      | Najeh Davenport    | 107        | 499          | 4.7        | 5         | 45         |
|      | <b>Total</b>       | <b>428</b> | <b>1,815</b> | <b>4.2</b> | <b>7</b>  | <b>45</b>  |
| 2006 | Willie Parker      | 337        | 1,494        | 4.4        | 13        | 76         |
|      | Najeh Davenport    | 60         | 221          | 3.7        | 1         | 48         |
|      | <b>Total</b>       | <b>397</b> | <b>1,715</b> | <b>4.3</b> | <b>14</b> | <b>76</b>  |
| 2005 | Willie Parker      | 255        | 1,202        | 4.7        | 4         | 80t        |
|      | Jerome Bettis      | 110        | 368          | 3.3        | 9         | 39         |
|      | <b>Total</b>       | <b>365</b> | <b>1,570</b> | <b>4.3</b> | <b>13</b> | <b>80t</b> |
| 2004 | Jerome Bettis      | 250        | 941          | 3.8        | 13        | 29         |
|      | Duce Staley        | 192        | 830          | 4.3        | 1         | 38         |
|      | <b>Total</b>       | <b>442</b> | <b>1,771</b> | <b>4.0</b> | <b>14</b> | <b>38</b>  |
| 2003 | Jerome Bettis      | 246        | 811          | 3.3        | 7         | 21         |
|      | Amos Zereoue       | 132        | 433          | 3.3        | 2         | 22         |
|      | <b>Total</b>       | <b>378</b> | <b>1,244</b> | <b>3.3</b> | <b>9</b>  | <b>22</b>  |
| 2002 | Amos Zereoue       | 193        | 762          | 3.9        | 4         | 42         |
|      | Jerome Bettis      | 187        | 666          | 3.6        | 9         | 41t        |
|      | <b>Total</b>       | <b>380</b> | <b>1,428</b> | <b>3.8</b> | <b>13</b> | <b>42</b>  |
| 2001 | Jerome Bettis      | 225        | 1,072        | 4.8        | 4         | 48         |
|      | Kordell Stewart    | 96         | 537          | 5.6        | 5         | 48t        |
|      | <b>Total</b>       | <b>321</b> | <b>1,609</b> | <b>5.0</b> | <b>9</b>  | <b>48t</b> |

| Year | Player             | Att.       | Yds.         | Avg.       | TD        | Long       |
|------|--------------------|------------|--------------|------------|-----------|------------|
| 2000 | Jerome Bettis      | 355        | 1,341        | 3.8        | 8         | 30         |
|      | Kordell Stewart    | 78         | 436          | 5.6        | 7         | 45t        |
|      | <b>Total</b>       | <b>433</b> | <b>1,777</b> | <b>4.1</b> | <b>15</b> | <b>45t</b> |
| 1999 | Jerome Bettis      | 299        | 1,091        | 3.6        | 7         | 35         |
|      | Richard Huntley    | 93         | 567          | 6.1        | 5         | 52         |
|      | <b>Total</b>       | <b>392</b> | <b>1,658</b> | <b>4.2</b> | <b>12</b> | <b>52</b>  |
| 1998 | Jerome Bettis      | 316        | 1,185        | 3.8        | 3         | 42         |
|      | Kordell Stewart    | 81         | 406          | 5.0        | 2         | 56         |
|      | <b>Total</b>       | <b>397</b> | <b>1,591</b> | <b>4.1</b> | <b>5</b>  | <b>56</b>  |
| 1997 | Jerome Bettis      | 375        | 1,665        | 4.4        | 7         | 34         |
|      | Kordell Stewart    | 88         | 476          | 5.4        | 11        | 74t        |
|      | <b>Total</b>       | <b>463</b> | <b>2,141</b> | <b>4.6</b> | <b>18</b> | <b>74t</b> |
| 1996 | Jerome Bettis      | 320        | 1,431        | 4.5        | 11        | 50t        |
|      | Eric Pegram        | 97         | 509          | 5.2        | 1         | 27         |
|      | <b>Total</b>       | <b>417</b> | <b>1,940</b> | <b>4.6</b> | <b>12</b> | <b>50t</b> |
| 1995 | Eric Pegram        | 213        | 813          | 3.8        | 5         | 38         |
|      | Bam Morris         | 148        | 559          | 3.8        | 9         | 30t        |
|      | <b>Total</b>       | <b>361</b> | <b>1,372</b> | <b>3.8</b> | <b>14</b> | <b>38</b>  |
| 1994 | Barry Foster       | 216        | 851          | 3.9        | 5         | 29t        |
|      | Bam Morris         | 198        | 836          | 4.2        | 7         | 20         |
|      | <b>Total</b>       | <b>414</b> | <b>1,687</b> | <b>4.1</b> | <b>12</b> | <b>29t</b> |
| 1993 | Leroy Thompson     | 205        | 763          | 3.7        | 3         | 36         |
|      | Barry Foster       | 177        | 711          | 4.0        | 8         | 38         |
|      | <b>Total</b>       | <b>382</b> | <b>1,474</b> | <b>3.8</b> | <b>11</b> | <b>38</b>  |
| 1992 | Barry Foster       | 390        | 1,690        | 4.3        | 11        | 69         |
|      | Leroy Thompson     | 35         | 157          | 4.5        | 1         | 25         |
|      | <b>Total</b>       | <b>425</b> | <b>1,847</b> | <b>4.3</b> | <b>12</b> | <b>69</b>  |
| 1991 | Merrill Hoge       | 165        | 610          | 3.7        | 2         | 24         |
|      | Barry Foster       | 96         | 488          | 5.1        | 1         | 56t        |
|      | <b>Total</b>       | <b>261</b> | <b>1,098</b> | <b>4.2</b> | <b>3</b>  | <b>56t</b> |
| 1990 | Merrill Hoge       | 203        | 772          | 3.8        | 7         | 41t        |
|      | Tim Worley         | 109        | 418          | 3.8        | 0         | 38         |
|      | <b>Total</b>       | <b>312</b> | <b>1,190</b> | <b>3.8</b> | <b>7</b>  | <b>41t</b> |
| 1989 | Tim Worley         | 195        | 770          | 3.9        | 5         | 38         |
|      | Merrill Hoge       | 186        | 621          | 3.3        | 8         | 31         |
|      | <b>Total</b>       | <b>381</b> | <b>1,391</b> | <b>3.7</b> | <b>13</b> | <b>38</b>  |
| 1988 | Merrill Hoge       | 170        | 705          | 4.1        | 3         | 20         |
|      | Warren Williams    | 87         | 409          | 4.7        | 0         | 33         |
|      | <b>Total</b>       | <b>257</b> | <b>1,114</b> | <b>4.3</b> | <b>3</b>  | <b>33</b>  |
| 1987 | Ernest Jackson     | 180        | 696          | 3.9        | 1         | 39         |
|      | Frank Pollard      | 128        | 536          | 4.2        | 3         | 33         |
|      | <b>Total</b>       | <b>308</b> | <b>1,232</b> | <b>4.0</b> | <b>4</b>  | <b>39</b>  |
| 1986 | Ernest Jackson     | 216        | 910          | 4.2        | 5         | 31         |
|      | Walter Abercrombie | 214        | 877          | 4.1        | 6         | 38t        |
|      | <b>Total</b>       | <b>430</b> | <b>1,787</b> | <b>4.2</b> | <b>11</b> | <b>38t</b> |
| 1985 | Frank Pollard      | 233        | 991          | 4.3        | 3         | 56         |
|      | Walter Abercrombie | 227        | 851          | 3.8        | 7         | 32t        |
|      | <b>Total</b>       | <b>460</b> | <b>1,842</b> | <b>4.0</b> | <b>10</b> | <b>56</b>  |
| 1984 | Frank Pollard      | 213        | 851          | 4.0        | 6         | 52         |
|      | Walter Abercrombie | 145        | 610          | 4.2        | 1         | 31         |
|      | <b>Total</b>       | <b>358</b> | <b>1,461</b> | <b>4.1</b> | <b>7</b>  | <b>52</b>  |
| 1983 | Franco Harris      | 279        | 1,007        | 3.6        | 5         | 19         |
|      | Frank Pollard      | 135        | 608          | 4.5        | 4         | 32         |
|      | <b>Total</b>       | <b>414</b> | <b>1,615</b> | <b>3.9</b> | <b>9</b>  | <b>32</b>  |
| 1982 | Franco Harris      | 140        | 604          | 4.3        | 2         | 21         |
|      | Frank Pollard      | 62         | 238          | 3.8        | 2         | 18         |
|      | <b>Total</b>       | <b>202</b> | <b>842</b>   | <b>4.2</b> | <b>4</b>  | <b>21</b>  |
| 1981 | Franco Harris      | 242        | 987          | 4.1        | 8         | 50         |
|      | Frank Pollard      | 123        | 570          | 4.6        | 2         | 29         |
|      | <b>Total</b>       | <b>365</b> | <b>1,557</b> | <b>4.3</b> | <b>10</b> | <b>50</b>  |
| 1980 | Franco Harris      | 208        | 789          | 3.8        | 4         | 26         |
|      | Rocky Bleier       | 78         | 340          | 4.4        | 1         | 19         |
|      | <b>Total</b>       | <b>286</b> | <b>1,129</b> | <b>3.9</b> | <b>5</b>  | <b>26</b>  |

| Year | Player          | Att.       | Yds.         | Avg.       | TD        | Long       |
|------|-----------------|------------|--------------|------------|-----------|------------|
| 1979 | Franco Harris   | 267        | 1,186        | 4.4        | 11        | 71t        |
|      | Sidney Thornton | 118        | 585          | 5.0        | 6         | 75         |
|      | <b>Total</b>    | <b>385</b> | <b>1,771</b> | <b>4.6</b> | <b>17</b> | <b>75</b>  |
| 1978 | Franco Harris   | 310        | 1,082        | 3.5        | 8         | 37         |
|      | Rocky Bleier    | 165        | 633          | 3.8        | 5         | 24         |
|      | <b>Total</b>    | <b>475</b> | <b>1,715</b> | <b>3.6</b> | <b>13</b> | <b>37</b>  |
| 1977 | Franco Harris   | 300        | 1,162        | 3.9        | 11        | 61t        |
|      | Rocky Bleier    | 135        | 465          | 3.4        | 4         | 16         |
|      | <b>Total</b>    | <b>435</b> | <b>1,627</b> | <b>3.7</b> | <b>15</b> | <b>61t</b> |
| 1976 | Franco Harris   | 289        | 1,128        | 3.9        | 14        | 30         |
|      | Rocky Bleier    | 220        | 1,036        | 4.7        | 5         | 28         |
|      | <b>Total</b>    | <b>509</b> | <b>2,164</b> | <b>4.3</b> | <b>19</b> | <b>30</b>  |
| 1975 | Franco Harris   | 262        | 1,006        | 3.8        | 10        | 36         |
|      | Rocky Bleier    | 140        | 528          | 3.8        | 2         | 17         |
|      | <b>Total</b>    | <b>402</b> | <b>1,534</b> | <b>3.8</b> | <b>12</b> | <b>36</b>  |
| 1974 | Franco Harris   | 208        | 1,006        | 4.8        | 5         | 54         |
|      | Rocky Bleier    | 88         | 373          | 4.2        | 2         | 18         |
|      | <b>Total</b>    | <b>296</b> | <b>1,379</b> | <b>4.6</b> | <b>7</b>  | <b>54</b>  |
| 1973 | Franco Harris   | 188        | 698          | 3.7        | 3         | 35         |
|      | Preston Pearson | 132        | 554          | 4.2        | 2         | 47         |
|      | <b>Total</b>    | <b>320</b> | <b>1,252</b> | <b>3.9</b> | <b>5</b>  | <b>47</b>  |
| 1972 | Franco Harris   | 188        | 1,055        | 5.6        | 10        | 75t        |
|      | Frenchy Fuqua   | 150        | 665          | 4.4        | 4         | 47         |
|      | <b>Total</b>    | <b>338</b> | <b>1,720</b> | <b>5.1</b> | <b>14</b> | <b>75t</b> |
| 1971 | Frenchy Fuqua   | 155        | 625          | 4.0        | 4         | 30         |
|      | Preston Pearson | 131        | 605          | 4.6        | 2         | 27         |
|      | <b>Total</b>    | <b>286</b> | <b>1,230</b> | <b>4.3</b> | <b>6</b>  | <b>30</b>  |
| 1970 | Frenchy Fuqua   | 138        | 691          | 5.0        | 7         | 85         |
|      | Preston Pearson | 173        | 503          | 2.9        | 2         | 30         |
|      | <b>Total</b>    | <b>311</b> | <b>1,194</b> | <b>3.8</b> | <b>9</b>  | <b>85</b>  |
| 1969 | Dick Hoak       | 151        | 531          | 3.5        | 2         | 13         |
|      | Earl Gros       | 116        | 343          | 3.0        | 4         | 16         |
|      | <b>Total</b>    | <b>267</b> | <b>874</b>   | <b>3.3</b> | <b>6</b>  | <b>16</b>  |

| Year | Player               | Att.       | Yds.         | Avg.        | TD        | Long       |
|------|----------------------|------------|--------------|-------------|-----------|------------|
| 2021 | Diontae Johnson      | 107        | 1,161        | 10.9        | 8         | 50t        |
|      | Najee Harris         | 74         | 467          | 6.3         | 3         | 25t        |
|      | <b>Total</b>         | <b>181</b> | <b>1,628</b> | <b>9.0</b>  | <b>11</b> | <b>50t</b> |
| 2020 | Diontae Johnson      | 88         | 923          | 10.5        | 7         | 46         |
|      | Chase Claypool       | 62         | 873          | 14.1        | 9         | 84t        |
|      | <b>Total</b>         | <b>150</b> | <b>1,796</b> | <b>12.0</b> | <b>16</b> | <b>84t</b> |
| 2019 | Diontae Johnson      | 59         | 680          | 11.5        | 5         | 45t        |
|      | Jaylen Samuels       | 47         | 305          | 6.5         | 1         | 27         |
|      | <b>Total</b>         | <b>106</b> | <b>985</b>   | <b>9.3</b>  | <b>6</b>  | <b>45t</b> |
| 2018 | Juliu Smith-Schuster | 111        | 1,426        | 12.8        | 7         | 97t        |
|      | Antonio Brown        | 104        | 1,297        | 12.5        | 15        | 78t        |
|      | <b>Total</b>         | <b>215</b> | <b>2,723</b> | <b>12.7</b> | <b>22</b> | <b>97t</b> |
| 2017 | Antonio Brown        | 101        | 1,533        | 15.2        | 9         | 57         |
|      | Le'Veon Bell         | 85         | 655          | 7.7         | 2         | 42         |
|      | <b>Total</b>         | <b>186</b> | <b>2,188</b> | <b>11.8</b> | <b>11</b> | <b>57</b>  |
| 2016 | Antonio Brown        | 106        | 1,284        | 12.1        | 12        | 51         |
|      | Le'Veon Bell         | 75         | 616          | 8.2         | 2         | 32         |
|      | <b>Total</b>         | <b>181</b> | <b>1,900</b> | <b>10.5</b> | <b>14</b> | <b>51</b>  |
| 2015 | Antonio Brown        | 136        | 1,834        | 13.5        | 10        | 59         |
|      | Heath Miller         | 60         | 535          | 8.9         | 2         | 27         |
|      | <b>Total</b>         | <b>196</b> | <b>2,369</b> | <b>12.1</b> | <b>12</b> | <b>59</b>  |
| 2014 | Antonio Brown        | 129        | 1,698        | 13.2        | 13        | 63t        |
|      | Le'Veon Bell         | 83         | 854          | 10.3        | 3         | 38         |
|      | <b>Total</b>         | <b>212</b> | <b>2,552</b> | <b>12.0</b> | <b>16</b> | <b>63t</b> |
| 2013 | Antonio Brown        | 110        | 1,499        | 13.6        | 8         | 56         |
|      | Emmanuel Sanders     | 67         | 740          | 11.0        | 6         | 55t        |
|      | <b>Total</b>         | <b>177</b> | <b>2,239</b> | <b>12.6</b> | <b>14</b> | <b>55t</b> |
| 2012 | Heath Miller         | 71         | 816          | 11.5        | 8         | 43         |
|      | Antonio Brown        | 66         | 787          | 11.9        | 5         | 60t        |
|      | <b>Total</b>         | <b>137</b> | <b>1,603</b> | <b>11.7</b> | <b>13</b> | <b>60t</b> |
| 2011 | Mike Wallace         | 72         | 1,193        | 16.6        | 8         | 95t        |
|      | Antonio Brown        | 69         | 1,108        | 16.1        | 2         | 79t        |
|      | <b>Total</b>         | <b>141</b> | <b>2,301</b> | <b>16.3</b> | <b>10</b> | <b>95t</b> |
| 2010 | Mike Wallace         | 60         | 1,257        | 21.0        | 10        | 56t        |
|      | Hines Ward           | 59         | 755          | 12.8        | 5         | 43         |
|      | <b>Total</b>         | <b>119</b> | <b>2,012</b> | <b>16.9</b> | <b>15</b> | <b>56t</b> |
| 2009 | Hines Ward           | 95         | 1,167        | 12.3        | 6         | 54         |
|      | Santonio Holmes      | 79         | 1,248        | 15.8        | 5         | 57         |
|      | <b>Total</b>         | <b>174</b> | <b>2,415</b> | <b>13.9</b> | <b>11</b> | <b>57</b>  |
| 2008 | Hines Ward           | 81         | 1,043        | 12.9        | 7         | 49         |
|      | Santonio Holmes      | 55         | 821          | 14.9        | 5         | 48         |
|      | <b>Total</b>         | <b>136</b> | <b>1,864</b> | <b>13.7</b> | <b>12</b> | <b>49</b>  |
| 2007 | Hines Ward           | 71         | 732          | 10.3        | 7         | 25         |
|      | Santonio Holmes      | 52         | 942          | 18.1        | 8         | 83         |
|      | <b>Total</b>         | <b>123</b> | <b>1,674</b> | <b>13.6</b> | <b>15</b> | <b>83</b>  |
| 2006 | Hines Ward           | 74         | 975          | 13.2        | 6         | 70t        |
|      | Santonio Holmes      | 49         | 824          | 16.8        | 2         | 67t        |
|      | <b>Total</b>         | <b>123</b> | <b>1,799</b> | <b>14.6</b> | <b>8</b>  | <b>70t</b> |
| 2005 | Hines Ward           | 69         | 975          | 14.1        | 11        | 85t        |
|      | Antwaan Randle El    | 35         | 558          | 15.9        | 1         | 63t        |
|      | <b>Total</b>         | <b>104</b> | <b>1,533</b> | <b>14.7</b> | <b>12</b> | <b>85t</b> |
| 2004 | Hines Ward           | 80         | 1,004        | 12.6        | 4         | 58         |
|      | Antwaan Randle El    | 43         | 601          | 14.0        | 3         | 39         |
|      | <b>Total</b>         | <b>123</b> | <b>1,605</b> | <b>13.0</b> | <b>7</b>  | <b>58</b>  |
| 2003 | Hines Ward           | 95         | 1,163        | 12.2        | 10        | 50         |
|      | Plaxico Burress      | 60         | 860          | 14.3        | 4         | 47         |
|      | <b>Total</b>         | <b>155</b> | <b>2,023</b> | <b>13.1</b> | <b>14</b> | <b>50</b>  |
| 2002 | Hines Ward           | 112        | 1,329        | 11.9        | 12        | 72t        |
|      | Plaxico Burress      | 78         | 1,325        | 17.0        | 7         | 62t        |
|      | <b>Total</b>         | <b>190</b> | <b>2,654</b> | <b>13.9</b> | <b>19</b> | <b>72t</b> |
| 2001 | Hines Ward           | 94         | 1,003        | 10.7        | 4         | 34         |
|      | Plaxico Burress      | 66         | 1,008        | 15.3        | 6         | 43         |
|      | <b>Total</b>         | <b>160</b> | <b>2,011</b> | <b>15.3</b> | <b>10</b> | <b>43</b>  |

| Year | Player             | Att.       | Yds.         | Avg.        | TD        | Long       |
|------|--------------------|------------|--------------|-------------|-----------|------------|
| 2000 | Hines Ward         | 48         | 672          | 14.0        | 4         | 77t        |
|      | Bobby Shaw         | 40         | 672          | 16.8        | 4         | 45t        |
|      | <b>Total</b>       | <b>88</b>  | <b>1,344</b> | <b>15.3</b> | <b>8</b>  | <b>77t</b> |
| 1999 | Troy Edwards       | 61         | 714          | 11.7        | 5         | 41         |
|      | Hines Ward         | 61         | 638          | 10.5        | 7         | 42         |
|      | <b>Total</b>       | <b>122</b> | <b>1,352</b> | <b>11.1</b> | <b>12</b> | <b>42</b>  |
| 1998 | Courtney Hawkins   | 66         | 751          | 11.4        | 1         | 53         |
|      | Charles Johnson    | 65         | 815          | 12.5        | 7         | 55t        |
|      | <b>Total</b>       | <b>131</b> | <b>1,566</b> | <b>11.9</b> | <b>8</b>  | <b>55t</b> |
| 1997 | Yancey Thigpen     | 79         | 1,398        | 17.7        | 7         | 69t        |
|      | Charles Johnson    | 46         | 568          | 12.3        | 2         | 49         |
|      | <b>Total</b>       | <b>125</b> | <b>1,966</b> | <b>15.7</b> | <b>9</b>  | <b>69t</b> |
| 1996 | Andre Hastings     | 72         | 739          | 10.3        | 6         | 38         |
|      | Charles Johnson    | 60         | 1,009        | 16.8        | 3         | 70t        |
|      | <b>Total</b>       | <b>132</b> | <b>1,747</b> | <b>13.2</b> | <b>9</b>  | <b>70t</b> |
| 1995 | Yancey Thigpen     | 85         | 1,307        | 15.4        | 5         | 43         |
|      | Andre Hastings     | 48         | 502          | 10.5        | 1         | 36         |
|      | <b>Total</b>       | <b>133</b> | <b>1,809</b> | <b>13.6</b> | <b>6</b>  | <b>43</b>  |
| 1994 | John L. Williams   | 51         | 378          | 7.4         | 2         | 23         |
|      | Eric Green         | 46         | 618          | 13.4        | 4         | 46         |
|      | <b>Total</b>       | <b>97</b>  | <b>996</b>   | <b>10.3</b> | <b>6</b>  | <b>46</b>  |
| 1993 | Eric Green         | 63         | 942          | 15.0        | 5         | 71t        |
|      | Dwight Stone       | 41         | 587          | 14.3        | 2         | 44         |
|      | <b>Total</b>       | <b>104</b> | <b>1,529</b> | <b>14.7</b> | <b>7</b>  | <b>71t</b> |
| 1992 | Jeff Graham        | 49         | 711          | 14.5        | 1         | 51         |
|      | Barry Foster       | 36         | 344          | 9.6         | 0         | 42         |
|      | <b>Total</b>       | <b>85</b>  | <b>1,055</b> | <b>12.4</b> | <b>1</b>  | <b>51</b>  |
| 1991 | Louis Lipps        | 55         | 671          | 12.2        | 2         | 35         |
|      | Merril Hoge        | 49         | 379          | 7.7         | 2         | 25         |
|      | <b>Total</b>       | <b>104</b> | <b>1,050</b> | <b>10.1</b> | <b>3</b>  | <b>35</b>  |
| 1990 | Louis Lipps        | 50         | 682          | 13.6        | 3         | 37         |
|      | Merril Hoge        | 40         | 342          | 8.6         | 3         | 27         |
|      | <b>Total</b>       | <b>90</b>  | <b>1,024</b> | <b>11.4</b> | <b>6</b>  | <b>37</b>  |
| 1989 | Louis Lipps        | 50         | 944          | 18.9        | 5         | 79t        |
|      | Rodney Carter      | 38         | 267          | 7.0         | 3         | 22t        |
|      | <b>Total</b>       | <b>88</b>  | <b>1,211</b> | <b>13.7</b> | <b>8</b>  | <b>79t</b> |
| 1988 | Louis Lipps        | 50         | 973          | 19.5        | 5         | 89t        |
|      | Merril Hoge        | 50         | 487          | 9.7         | 3         | 40         |
|      | <b>Total</b>       | <b>100</b> | <b>1,460</b> | <b>14.6</b> | <b>8</b>  | <b>89t</b> |
| 1987 | John Stallworth    | 41         | 521          | 12.7        | 2         | 45         |
|      | Walter Abercrombie | 24         | 209          | 8.7         | 0         | 24         |
|      | <b>Total</b>       | <b>65</b>  | <b>730</b>   | <b>11.2</b> | <b>2</b>  | <b>45</b>  |
| 1986 | Walter Abercrombie | 47         | 395          | 8.4         | 2         | 27         |
|      | Louis Lipps        | 38         | 590          | 15.5        | 2         | 48         |
|      | <b>Total</b>       | <b>85</b>  | <b>985</b>   | <b>11.6</b> | <b>4</b>  | <b>48</b>  |
| 1985 | John Stallworth    | 75         | 937          | 12.5        | 5         | 41         |
|      | Louis Lipps        | 59         | 1,134        | 19.2        | 12        | 51         |
|      | <b>Total</b>       | <b>134</b> | <b>2,071</b> | <b>15.5</b> | <b>17</b> | <b>51</b>  |
| 1984 | John Stallworth    | 80         | 1,395        | 17.4        | 11        | 51         |
|      | Louis Lipps        | 45         | 860          | 19.1        | 9         | 80t        |
|      | <b>Total</b>       | <b>125</b> | <b>2,255</b> | <b>18.0</b> | <b>20</b> | <b>80t</b> |
| 1983 | Calvin Sweeney     | 39         | 577          | 14.8        | 5         | 42         |
|      | Bennie Cunningham  | 35         | 442          | 12.6        | 3         | 25         |
|      | <b>Total</b>       | <b>74</b>  | <b>1,019</b> | <b>13.8</b> | <b>8</b>  | <b>42</b>  |
| 1982 | Franco Harris      | 31         | 249          | 8.0         | 0         | 20         |
|      | John Stallworth    | 27         | 441          | 16.3        | 7         | 74t        |
|      | <b>Total</b>       | <b>58</b>  | <b>690</b>   | <b>11.9</b> | <b>7</b>  | <b>74t</b> |
| 1981 | John Stallworth    | 63         | 1,098        | 17.4        | 5         | 55         |
|      | Bennie Cunningham  | 41         | 574          | 14.0        | 3         | 30         |
|      | <b>Total</b>       | <b>104</b> | <b>1,672</b> | <b>16.1</b> | <b>8</b>  | <b>55</b>  |
| 1980 | Lynn Swann         | 44         | 710          | 16.1        | 7         | 68t        |
|      | Jim Smith          | 37         | 711          | 19.2        | 9         | 45t        |
|      | <b>Total</b>       | <b>81</b>  | <b>1,421</b> | <b>17.5</b> | <b>16</b> | <b>68t</b> |

| Year | Player          | Att.       | Yds.         | Avg.        | TD        | Long       |
|------|-----------------|------------|--------------|-------------|-----------|------------|
| 1979 | John Stallworth | 70         | 1,183        | 16.9        | 8         | 65t        |
|      | Lynn Swann      | 41         | 808          | 19.7        | 5         | 65         |
|      | <b>Total</b>    | <b>111</b> | <b>1,991</b> | <b>17.9</b> | <b>13</b> | <b>65t</b> |
| 1978 | Lynn Swann      | 61         | 880          | 14.4        | 11        | 62         |
|      | John Stallworth | 41         | 798          | 19.5        | 9         | 70         |
|      | <b>Total</b>    | <b>102</b> | <b>1,678</b> | <b>16.5</b> | <b>20</b> | <b>70</b>  |
| 1977 | Lynn Swann      | 50         | 789          | 15.8        | 7         | 47         |
|      | John Stallworth | 44         | 784          | 17.8        | 7         | 49t        |
|      | <b>Total</b>    | <b>94</b>  | <b>1,573</b> | <b>16.7</b> | <b>14</b> | <b>49t</b> |
| 1976 | Lynn Swann      | 28         | 516          | 18.4        | 3         | 47         |
|      | Rocky Bleier    | 24         | 294          | 12.3        | 0         | 32         |
|      | <b>Total</b>    | <b>52</b>  | <b>810</b>   | <b>15.6</b> | <b>3</b>  | <b>47</b>  |
| 1975 | Lynn Swann      | 49         | 781          | 15.9        | 11        | 43t        |
|      | Franco Harris   | 28         | 214          | 7.6         | 1         | 44t        |
|      | <b>Total</b>    | <b>77</b>  | <b>995</b>   | <b>12.9</b> | <b>12</b> | <b>44t</b> |
| 1974 | Frank Lewis     | 30         | 365          | 12.2        | 4         | 31t        |
|      | Franco Harris   | 23         | 200          | 8.7         | 1         | 31t        |
|      | <b>Total</b>    | <b>53</b>  | <b>565</b>   | <b>10.7</b> | <b>5</b>  | <b>31t</b> |
| 1973 | Ron Shanklin    | 30         | 711          | 23.7        | 10        | 67         |
|      | Frank Lewis     | 23         | 409          | 17.8        | 3         | 53t        |
|      | <b>Total</b>    | <b>53</b>  | <b>1,120</b> | <b>21.1</b> | <b>13</b> | <b>67</b>  |
| 1972 | Ron Shanklin    | 38         | 669          | 17.6        | 3         | 57t        |
|      | Frank Lewis     | 27         | 391          | 14.5        | 5         | 52         |
|      | <b>Total</b>    | <b>65</b>  | <b>1,060</b> | <b>16.3</b> | <b>8</b>  | <b>57t</b> |
| 1971 | Ron Shanklin    | 49         | 652          | 13.3        | 6         | 42         |
|      | Frenchy Fuqua   | 49         | 427          | 8.7         | 1         | 40         |
|      | <b>Total</b>    | <b>98</b>  | <b>1,079</b> | <b>11.0</b> | <b>7</b>  | <b>42</b>  |
| 1970 | Ron Shanklin    | 30         | 691          | 23.0        | 4         | 81         |
|      | Dave Smith      | 30         | 458          | 15.3        | 2         | 87         |
|      | <b>Total</b>    | <b>60</b>  | <b>1,149</b> | <b>19.2</b> | <b>6</b>  | <b>87</b>  |
| 1969 | Roy Jefferson   | 67         | 1,079        | 16.1        | 9         | 63         |
|      | J.R. Wilson     | 20         | 373          | 18.7        | 0         | 52         |
|      | <b>Total</b>    | <b>87</b>  | <b>1,452</b> | <b>16.7</b> | <b>9</b>  | <b>63</b>  |



| ASTRODOME    |               | KINGDOME            |             | SILVERDOME |               | METRODOME      |             | SUPERDOME            |             | LUCAS OIL STADIUM* |               |
|--------------|---------------|---------------------|-------------|------------|---------------|----------------|-------------|----------------------|-------------|--------------------|---------------|
| Year         | Result        | Year                | Result      | Year       | Result        | Year           | Result      | Year                 | Result      | Year               | Result        |
| 1970         | W (7-3)       | 1981                | L (24-21)   | 1983       | L (45-3)      | 1986           | L (31-7)    | 1981                 | W (20-6)    | 1984               | L (17-16)     |
| 1971         | L (29-3)      | 1982                | L (16-0)    | 1989       | W (22-3)      | 1993           | W (45-17)   | 1984                 | L (27-24)   | 1991               | W (21-3)      |
| 1972         | W (9-3)       | 1983                | W (27-21)   | 1998       | L (19-16, OT) | 2005           | W (18-3)    | 1990                 | W (9-6)     | 2005               | L (26-7)      |
| 1973         | W (36-7)      | 1986                | L (30-0)    |            | Record: 1-2   |                | Record: 2-1 |                      |             | ^2005              | W (21-18)     |
| 1974         | W (13-7)      | 1993                | L (16-6)    |            |               |                |             | 2010                 | L (20-10)   | 2011               | W (23-20)     |
| 1975         | W (32-9)      |                     | Record: 1-4 |            |               |                |             | 2018                 | L (31-28)   | 2016               | W (28-7)      |
| 1976         | W (21-0)      |                     |             |            |               |                |             |                      | Record: 2-4 | 2017               | W (20-17)     |
| 1977         | L (27-10)     |                     |             |            |               |                |             |                      |             |                    | Record: 5-2   |
| 1978         | W (13-3)      |                     |             |            |               |                |             |                      |             |                    |               |
| 1979         | L (20-17)     |                     |             |            |               |                |             |                      |             |                    |               |
| 1980         | L (6-0)       |                     |             |            |               |                |             |                      |             |                    |               |
| 1981         | L (21-20)     |                     |             |            |               |                |             |                      |             |                    |               |
| 1982         | W (24-10)     |                     |             |            |               |                |             |                      |             |                    |               |
| 1983         | W (40-28)     |                     |             |            |               |                |             |                      |             |                    |               |
| 1984         | L (23-20, OT) |                     |             |            |               |                |             |                      |             |                    |               |
| 1985         | W (30-7)      |                     |             |            |               |                |             |                      |             |                    |               |
| 1986         | W (22-16, OT) |                     |             |            |               |                |             |                      |             |                    |               |
| 1987         | L (24-16)     |                     |             |            |               |                |             |                      |             |                    |               |
| 1988         | W (37-24)     |                     |             |            |               |                |             |                      |             |                    |               |
| 1989         | L (27-0)      |                     |             |            |               |                |             |                      |             |                    |               |
| ^1989        | W (26-23, OT) |                     |             |            |               |                |             |                      |             |                    |               |
| 1990         | L (34-14)     |                     |             |            |               |                |             |                      |             |                    |               |
| 1991         | L (31-6)      |                     |             |            |               |                |             |                      |             |                    |               |
| 1992         | W (29-24)     |                     |             |            |               |                |             |                      |             |                    |               |
| 1993         | L (23-3)      |                     |             |            |               |                |             |                      |             |                    |               |
| 1994         | W (12-9, OT)  |                     |             |            |               |                |             |                      |             |                    |               |
| 1995         | W (34-17)     |                     |             |            |               |                |             |                      |             |                    |               |
| 1996         | L (23-13)     |                     |             |            |               |                |             |                      |             |                    |               |
|              | Record: 16-12 |                     |             |            |               |                |             |                      |             |                    |               |
| GEORGIA DOME |               | EDWARD JONES DOME** |             | FORD FIELD |               | NRG STADIUM*** |             | UNIV. OF PHX STADIUM |             | AT&T STADIUM       |               |
| Year         | Result        | Year                | Result      | Year       | Result        | Year           | Result      | Year                 | Result      | Year               | Result        |
| 1996         | W (20-17)     | 2007                | W (41-24)   | +2005      | W (21-10)     | 2005           | W (27-7)    | 2007                 | L (21-14)   | #2010              | L (31-25)     |
| 2006         | L (41-38, OT) | 2015                | W (12-6)    | 2009       | W (28-20)     | 2011           | L (17-10)   | 2011                 | W (32-20)   | 2012               | L (27-24, OT) |
| 2014         | W (27-20)     |                     | Record: 2-0 | 2017       | W (20-15)     | 2017           | W (34-6)    | 2019                 | W (23-17)   | 2020               | W (24-19)     |
|              | Record: 2-1   |                     |             |            | Record: 3-0   |                | Record: 2-1 |                      | Record: 2-1 |                    | Record: 1-2   |
| SOFI STADIUM |               | U.S. BANK STADIUM   |             |            |               |                |             |                      |             |                    |               |
| Year         | Result        | Year                | Result      |            |               |                |             |                      |             |                    |               |
| 2021         | L (41-37)     | 2021                | L (36-28)   |            |               |                |             |                      |             |                    |               |
|              | Record: 0-1   |                     | Record: 0-1 |            |               |                |             |                      |             |                    |               |

\*The Colts formerly played at the RCA Dome (1984-2008), which was originally named the Hoosier Dome (switched names in 1994).  
\*\*The Edward Jones Dome was formerly the TWA Dome and the Dome at America's Center (switched names in 2002).  
\*\*\*NRG Stadium was formerly Reliant Stadium (switched names in 2014).  
^Playoff Game  
+Super Bowl XL  
# Super Bowl XLV

## THE LAST TIME THE STEELERS/OPPONENT...

**Overtime Game Won**

By Steelers – Pittsburgh 16, Baltimore 13, 1/9/22  
By Opponent – Chicago 23, Pittsburgh 17, 9/24/17

**Tie Game**

Home – Pittsburgh 16, Detroit 16, 11/14/21  
Away – Pittsburgh 21, at Cleveland 21, 9/9/18

**Shutout**

By Steelers – Pittsburgh 27, St. Louis 0, 12/24/11  
By Opponent – Jacksonville 9, Pittsburgh 0, 9/18/06

**Kickoff Returned for a TD**

By Steelers – **JuJu Smith Schuster** (96 yards) vs. Cleveland, 12/31/17  
By Opponent – Jacoby Jones (108 yards) vs. Baltimore, 11/2/14

**Punt Returned for a TD**

By Steelers – **Diontae Johnson** (85 yards) vs. Arizona, 12/8/19  
By Opponent – Desmond King II vs. L.A. Chargers, 12/12/18

**Intercepted Pass Returned for a TD**

By Steelers – **Joe Haden** (14 yards) vs. Baltimore, 12/2/20  
By Opponent – Mike Hilton (24 yards) at Cincinnati, 11/28/21

**Fumble Returned for a TD**

By Steelers – **Minkah Fitzpatrick** (43 yards) vs. L.A. Rams, 11/10/19  
By Opponent – DeAndre Houston-Carson (25 yards) vs. Chicago, 11/8/21

**Blocked Punt**

By Steelers – **Miles Killebrew** at L.A. Chargers, 11/21/21  
By Opponent – Javorius Allen at Baltimore, 11/6/16

**Blocked Punt for a TD**

By Steelers – **Ulysees Gilbert III** (8 yards) at Buffalo, 9/12/21  
By Opponent – Chris Moore (14 yards) at Baltimore, 11/6/16

**Blocked Field Goal**

By Steelers – J.J. Fort at New Orleans, 12/23/18  
By Opponent – Justin Simmons at Denver, 11/25/18

**Blocked Field Goal for a TD**

By Steelers – Bob O'Neill (73 yards) vs. Chicago Cardinals, 10/13/57  
By Opponent – Chris Moore (14 yards) at Baltimore, 11/6/16

**Blocked PAT**

By Steelers – **Cameron Heyward** vs. Indianapolis, 11/3/19  
By Opponent – Tyrone Crawford at Dallas, 11/8/20



Minkah Fitzpatrick Intercepted Pass for a TD 10/7/18 vs. Atlanta

**Safety Scored**

By Steelers – vs. Denver (Sam Martin tackled in endzone by **Derek Watt**), 9/20/20  
By Opponent – at Baltimore Ravens (Devlin Hodges called for intentional grounding in the endzone), 12/29/19

**Two 100-Yard Rushers in Same Game**

By Steelers – at Carolina (Le'Veon Bell 147, LeGarrette Blount 118), 9/21/14  
By Opponent – None

**200 Yards Rushing**

By Steelers – Le'Veon Bell (236 yards) at Buffalo, 12/11/16  
By Opponent – Dalvin Cook (205 yards) at Minnesota, 12/9/21

**300 Yards Passing**

By Steelers – Ben Roethlisberger (308 yards) at Minnesota, 12/9/21  
By Opponent – Justin Herbert (382 yards) at L.A. Chargers, 11/21/21

**400 Yards Passing**

By Steelers – Ben Roethlisberger (402 yards) at Denver, 11/25/18  
By Opponent – Ryan Fitzpatrick (411 yards) at Tampa Bay, 9/24/18

**500 Yards Passing**

By Steelers – Ben Roethlisberger (506 yards) vs. Baltimore, 12/10/17  
By Opponent – None

**200 Yards Receiving**

By Steelers – Markus Wheaton [201 yards] at Seattle, 11/29/15  
By Opponent – A.J. Green (224 yards) at Cincinnati, 12/7/14

**Four TD Passes**

By Steelers – Ben Roethlisberger vs. Cincinnati, 11/15/20  
By Opponent – Derek Carr vs. Oakland, 11/8/15

**Five TD Passes**

By Steelers – Ben Roethlisberger vs. Carolina, 11/8/18  
By Opponent – Russell Wilson at Seattle, 11/29/15

**Six TD Passes**

By Steelers – Ben Roethlisberger vs. Baltimore, 11/2/14  
By Opponent – Patrick Mahomes vs. Kansas City, 9/16/18

**Three TD Receptions**

By Steelers – **Chase Claypool** vs. Philadelphia, 10/11/20  
By Opponent – Doug Baldwin at Seattle, 11/29/15

**Four TD Receptions**

By Steelers – Roy Jefferson vs. Atlanta, 11/3/68  
By Opponent – Don Beebe at Buffalo, 9/8/91

**Three TDs Rushing**

By Steelers – Le'Veon Bell at Buffalo, 12/11/16  
By Opponent – Arlen Harris vs. St. Louis, 10/26/03

**Four Field Goals**

By Steelers – **Chris Boswell** vs. Cleveland, 1/3/22  
By Opponent – Justin Tucker vs. Baltimore, 9/30/18

**Five Field Goals**

By Steelers – **Chris Boswell** at Cincinnati, 10/22/17  
By Opponent – Matt Prater at Detroit, 10/29/17

## THE LAST TIME THE STEELERS/OPPONENT...

**Six Field Goals**By Steelers – **Chris Boswell** at Cincinnati, 12/18/16

By Opponent – Todd Peterson vs. Seattle, 9/26/99

**Three Interceptions**

By Steelers – Darren Perry at Cleveland, 9/11/94

By Opponent – Dick Anderson (4) at Miami, 12/3/73

**Four Interceptions**

By Steelers – Jack Butler vs. Washington, 12/13/53

By Opponent – Dick Anderson at Miami, 12/3/73

**Three Sacks**By Steelers – **T.J. Watt** vs. Chicago, 11/8/21

By Opponent – Terrell Suggs at Baltimore, 9/11/11

**Four Sacks**By Steelers – **T.J. Watt** vs. Cleveland, 1/3/22

By Opponent – Alfred Williams vs. Cincinnati, 10/16/94

**Five Sacks**

By Steelers – Joe Greene at Houston, 12/10/72

By Opponent – None

**Gained 500 Yards of Total Offense**

By Steelers – 527 (75 rush, 452 pass) at Denver, 11/25/18

By Opponent – 533 (159 rush, 374 pass) at L.A. Chargers, 11/21/21

**Limited Team to Under 100 Yards of Total Offense**

By Steelers – 98 (81 rush, 17 pass), 10/29/06 at Oakland

By Opponent – 53 (36 rush, 17 pass), 9/10/89 vs. Cleveland

**Three Interceptions (TEAM)**

By Steelers – at Arizona, 12/8/19

By Opponent – at Tennessee, 10/25/20

**Four Interceptions (TEAM)**

By Steelers – at Jacksonville, 11/22/20

By Opponent – vs. Buffalo, 12/15/19

**Five Interceptions (TEAM)**

By Steelers: 12/5/93 vs. New England

By Opponent: 10/8/17 vs. Jacksonville

**Five Takeaways (TEAM)**

By Steelers – (5) at San Francisco (2 INT, 3 FUM), 9/22/19

By Opponent – (5) vs. Buffalo (4 INT, 1 FUM), 12/15/19

**Six Takeaways (TEAM)**

By Steelers – (7) at Tennessee (3 INT, 4 FUM), 9/19/10

By Opponent – (6) at Cleveland (4 INT, 2 FUM), 9/9/18

**Two 100-Yard Receivers in Same Game**By Steelers – at New Orleans (Brown 185, **Smith-Schuster** 115), 12/23/18

By Opponent – vs. Kansas City (Kelce 109, Watkins 100), 9/16/18

**100 Yards Rushing**

By Steelers – vs. Cleveland (31-190), 1/3/22

By Opponent – at Kansas City (35-127), 12/26/21

**200 Yards Rushing**

By Steelers: at Buffalo (42-240), 12/11/16

By Opponent: at Baltimore (36-249), 1/9/22

**100-Yard Rusher and 100-Yard Receiver**By Steelers – vs. Denver (**Harris** 122, **Claypool** 130), 11/28/19

By Opponent – at Cincinnati (Mixon 165, Higgins 114), 11/28/21

**100-Yard Rusher and Two 100-Yard Receivers**By Steelers – at Cincinnati (Conner 111, **Smith-Schuster** 111, Brown 105), 10/7/18

By Opponent – at New England (Ridley 115, Gronkowski 143, Dobson 130), 11/3/13

**100-Yard Rusher, 300-Yard Passer and 100-Yard Receiver**By Steelers – at Cleveland (Conner 135, Roethlisberger 335, **Smith-Schuster** 119), 9/9/18

By Opponent – vs. Dallas (Elliott 114, Prescott 319, Bryant 116), 1/13/16

**100-Yard Rusher, 300-Yard Passer and Two 100-Yard Receivers**By Steelers – at Cincinnati (Conner 111, **Smith-Schuster** 111, Brown 105, Roethlisberger 369), 10/14/18

By Opponent – at New England (Ridley 115, Brady 432, Gronkowski 143, Dobson 130), 11/3/13

**100-Yard Rusher and 300-Yard Passer**

By Steelers – vs. Indianapolis (D. Williams 134, Roethlisberger 364), 12/6/15

By Opponent – at New England (Ridley 115, Brady 432), 11/3/13

**100-Yard Receiver and 300-Yard Passer**By Steelers – vs. Cincinnati (**Harris** 116, Roethlisberger 318), 9/26/21

By Opponent – at L.A. Chargers (Allen 112, Herbert 382), 11/21/21

**Two 100-Yard Receivers and 300-Yard Passer**By Steelers – at New Orleans (Brown 185, **Smith-Schuster** 115, Roethlisberger 462), 12/23/18

By Opponent – vs. Kansas City (Kelce 109, Watkins 100, Mahomes 326), 9/16/18

**100-Yard Rusher, 100-Yard Receiver, 200-Yard Receiver and 400-Yard Passer**

By Steelers: vs. Atlanta (Zereoue 123, Burress 253, Ward 139, Maddox 473), 11/10/02

By Opponent – None

**100-Yard Rusher, Two 100-Yard Receivers and 400-Yard Passer**

By Steelers: vs. Atlanta (Zereoue 123, Burress 253, Ward 139, Maddox 473), 11/10/02

By Opponent: at New England (Ridley 115, Gronkowski 143, Dobson 130, Brady 432), 11/3/13

**Three 100-Yard Receivers and 300-Yard Passer**

By Steelers: vs. Chicago Cardinals (Orr 205, McClaire 139, Tracy 106, Layne 409), 12/13/58

By Opponent – at St. Louis (D. Williams 114, Conrad 133, Smith 105, Hart 353), 11/10/68

**Three Rushing Touchdowns**By Steelers – vs. Cleveland (Conner 1, **Claypool** 1, **Snell** 1), 10/18/20

By Opponent – at Cincinnati (Mixon 2, Burrow 1), 11/28/21

**Four Rushing Touchdowns**

By Steelers – Detroit (Bettis 3, Roethlisberger 1), 1/1/06

By Opponent – at San Diego (McGee 2, Anderson 1, Spencer 1), 12/8/85

## THE LAST TIME THE STEELERS/OPPONENT ...

**Five Rushing Touchdowns**

By Steelers – at Kansas City (Bettis 2, Stewart 2, Pegram 1), 11/3/96  
 By Opponent – at Cleveland (Hanulak 3, Morrison 1, Reynolds 1), 12/12/54

**Three Touchdown Passes**

By Steelers – at L.A. Chargers (Roethlisberger 3), 11/21/21  
 By Opponent – at L.A. Chargers (Herbert 3), 11/21/21

**Four Touchdown Passes**

By Steelers – vs. Cincinnati (Roethlisberger 4), 11/15/20  
 By Opponent – at Oakland (Carr 4), 11/18/15

**Five Touchdown Passes**

By Steelers – vs. Carolina (Roethlisberger 5), 11/8/18  
 By Opponent – at Seattle (Wilson 5), 11/29/15

**Six Touchdown Passes**

By Steelers – vs. Baltimore (Roethlisberger 6), 11/2/14  
 By Opponent – vs. Kansas City (Mahomes 6), 9/16/18

**Six Sacks**

By Steelers – at Jacksonville (6-40), 11/18/18  
 By Opponent – vs. Baltimore (6-34), 11/20/05

**Seven or more Sacks**

By Steelers – vs. Cleveland (9-46), 1/3/2  
 By Opponent – at Cleveland (8-60), 12/20/09

**Two Opponent Fumble Recoveries**

By Steelers – vs. Cincinnati (**Snell** 1, Nelson 1), 11/15/20  
 By Opponent – at New Orleans (Okafor 1, Davis 1), 12/23/18

**Three Opponent Fumble Recoveries**

By Steelers – vs. Tennessee (**Fitzpatrick** 1, **Watt** 1, **Haden** 1), 12/19/21  
 By Opponent – at Cleveland (Schobert 2, Peppers 1), 9/9/18

**Shutout on Road**

By Steelers – at Cleveland (41-0), 12/24/05  
 By Opponent – at Baltimore (0-27), 11/26/06

**Shutout at Home**

By Steelers – vs. St. Louis (27-0), 12/24/11  
 By Opponent – vs. Baltimore (0-16), 9/3/00

**Overtime Win away from Pittsburgh**

By Steelers – at Buffalo (19-16), 11/28/10  
 By Opponent – at Dallas (27-24), 12/16/12

**Overtime Win in Pittsburgh**

By Steelers – vs. Seattle (23-20), 10/17/21  
 By Opponent – vs. Baltimore (23-20), 10/1/15

**40 Points**

By Steelers – vs. Atlanta (41-17), 10/17/18  
 By Opponent – at Cincinnati (41-10), 11/28/21

**50 Points**

By Steelers – vs. Carolina (52-21), 11/8/18  
 By Opponent – at New England (55-31), 11/3/13

**Two-Point Conversion**

By Steelers – at Minnesota (Roethlisberger - **Johnson** pass), 12/9/21  
 By Opponent – vs. Denver (Driskel-Fant pass), 9/20/20

**Missed Point-After-Touchdown Attempt**

By Steelers – vs. Chicago (**Chris Boswell** missed kick), 11/8/21

By Opponent – at Buffalo (Tyler Bass missed wide right), 12/13/20

THE LAST TIME THE STEELERS/OPPONENT...

Overtime Game Won

By Steelers – Pittsburgh 20, N.Y. Jets 17, AFC Divisional Playoff, 1/15/05  
By Opponent – Denver 29, Pittsburgh 23, AFC Wild Card Game, 1/8/12

Shutout

By Steelers – None  
By Opponent – Philadelphia 21, Pittsburgh 0, Eastern Division Playoff, 12/21/1947

Kickoff Return for TD

By Steelers – None  
By Opponent – None

Punt Return for TD

By Steelers – Antonio Holmes (67 yards) vs. San Diego, AFC Divisional Playoff, 1/11/09  
By Opponent – Santana Moss (75 yards) vs. N.Y. Jets, AFC Divisional Playoff, 1/15/05

Interception Return for TD

By Steelers – James Harrison (100 yards) vs. Arizona, Super Bowl XLIII, 2/1/09  
By Opponent – Nick Collins (37 yards) vs. Green Bay, Super Bowl XLV, 2/6/11

Fumble Return for TD

By Steelers – William Gay (19 yards) vs. N.Y. Jets, AFC Championship Game, 1/23/11  
By Opponent – Telvin Smith (50 yards) vs. Jacksonville, AFC Divisional Playoff, 1/14/18

Blocked Punt

By Steelers – None  
By Opponent – Keith Cash, at Kansas City, AFC Wild Card Game, 1/8/94

Blocked Punt for TD

By Steelers – None  
By Opponent – Terry Brown, vs. Minnesota, Super Bowl IX, 1/12/75

Blocked Field Goal

By Steelers – None  
By Opponent – Brian Mitchell, vs. New England, AFC Championship Game, 1/27/02

Blocked Field Goal for TD

By Steelers – None  
By Opponent – Antwan Harris (49 yards), vs. New England, AFC Championship Game, 1/27/02

Safety Scored

By Steelers – vs. Baltimore, AFC Wild Card Game, (Punt blocked by Shamarko Thomas out of bounds in end zone), 1/3/15  
By Opponent – vs. N.Y. Jets, AFC Championship Game, (Ben Roethlisberger tackled by Mike Devito), 1/23/11

100 Yards Rushing

By Steelers – Le'Veon Bell (170) at Kansas City, AFC Divisional Playoff, 1/15/17  
By Opponent – Leonard Fournette (109 yards) vs. Jacksonville, AFC Divisional Playoff, 1/14/18

Two 100-yard Rushers in Same Game

By Steelers – None  
By Opponent – None

200 Yards Rushing

By Steelers – None  
By Opponent – None

300 Yards Passing

By Steelers – Ben Roethlisberger (469) vs. Jacksonville, AFC Divisional Playoff, 1/14/15  
By Opponent – Tom Brady (384) at New England, AFC Championship Game, 1/22/17

400 Yards Passing

By Steelers – Roethlisberger (469) vs. Jacksonville, AFC Divisional Playoff, 1/14/15  
By Opponent – Patrick Mahomes (404) at Kansas City, AFC Wild Card, 1/16/22

500 Yards Passing

By Steelers – Roethlisberger (501) vs. Cleveland, AFC Wild Card Playoff, 1/10/21  
By Opponent – None

200 Yards Receiving

By Steelers – None  
By Opponent – Demaryius Thomas (204 yards) at Denver, AFC Wild Card Game, 1/8/12

Four TD Passes

By Steelers – Roethlisberger (4) vs. Cleveland, AFC Wild Card Playoff, 1/10/21  
By Opponent – Dan Marino, vs. Miami, AFC Championship Game, 1/6/85

Five TD Passes

By Steelers – Ben Roethlisberger, vs. Jacksonville, AFC Divisional Playoff, 1/14/18  
By Opponent – Patrick Mahomes (5) at Kansas City, AFC Wild Card, 1/16/22

Six TD Passes

By Steelers – None  
By Opponent – None

Three TD Receptions

By Steelers – None  
By Opponent – None

Four TD Receptions

By Steelers – None  
By Opponent – None

Three TDs Rushing

By Steelers – Franco Harris, vs. Buffalo, AFC Divisional Playoff, 12/22/74  
By Opponent – Leonard Fournette, vs. Jacksonville, AFC Divisional Playoff, 1/14/18

Four Field Goals

By Steelers – Chris Boswell, at Kansas City, AFC Divisional Playoff, 1/15/17 (6)  
By Opponent – Brandon McManus, at Denver, AFC Divisional Playoff, 1/17/16

## THE LAST TIME THE STEELERS/OPPONENT...

**Five Field Goals**

By Steelers – **Chris Boswell, at Kansas City, AFC Divisional Playoff, 1/15/17 (6)**

By Opponent – Brandon McManus, at Denver, AFC Divisional Playoff, 1/17/16

**Six Field Goals**

By Steelers – **Chris Boswell, at Kansas City, AFC Divisional Playoff, 1/15/17**

By Opponent – None

**Three Interceptions**

By Steelers – None

By Opponent – None

**Four Interceptions**

By Steelers – None

By Opponent – None

**Three Sacks**

By Steelers – James Harrison, vs. Baltimore, AFC Divisional Playoff, 1/15/11

By Opponent – Terrell Suggs, vs. Baltimore, AFC Divisional Playoff, 1/15/11

**Four Sacks**

By Steelers – None

By Opponent – None

**Five Sacks**

By Steelers – None

By Opponent – None

**500 Yards of Total Offense**

By Steelers – 553 (52 rushing, 501 passing) vs. Cleveland, AFC Wild Card Playoff, 1/10/21

By Opponent – 569 (134 rushing, 435 passing) vs. Miami, AFC Championship Game, 1/6/85

**Limited Team to Under 100 Yards of Total Offense**

By Steelers – None

By Opponent – None

**Three Interceptions (TEAM)**

By Steelers – vs. Baltimore, AFC Championship Game, 1/18/09

By Opponent – vs. Jacksonville, AFC Wild Card Game, 1/5/08

**Four Interceptions (TEAM)**

By Steelers – None

By Opponent – vs. Cleveland, AFC Wild Card, 1/10/21

**Five Interceptions (TEAM)**

By Steelers – vs. Houston, AFC Championship Game, 1/7/79

By Opponent – None

**Five Takeaways (TEAM)**

By Steelers – vs. Houston (9), AFC Championship Game (5 INT, 4 FUM), 1/7/79

By Opponent – vs. Cleveland, AFC Wild Card (4 INT, 1 FUM, 1/10/21

**Six Takeaways (TEAM)**

By Steelers – vs. Houston (9), AFC Championship Game (5 INT, 4 FUM), 1/7/79

By Opponent – vs. Oakland (8), AFC Championship Game (3 INT, 5 FUM), 1/4/76

**Two 100–Yard Receivers in Same Game**

By Steelers – at Cleveland (**Smith-Schuster 13-157, Johnson 11-117**), AFC Wild Card, 1/10/21

By Opponent – at New England (Hogan 9 – 180, Edelman 8 – 118), AFC Championship Game, 1/22/17

**100 Yards Rushing (TEAM)**

By Steelers – at Kansas City, AFC Divisional Playoff (34-171), 1/15/17

By Opponent – at Kansas City, AFC Wild Card (22-106), 1/16/22

**200 Yards Rushing (TEAM)**

By Steelers – vs. Indianapolis, AFC Wild Card Game (51–231), 12/29/96

By Opponent – at Oakland, AFC Divisional Playoff (55–232), 12/22/73

**100–Yard Rusher and 100–Yard Receiver**

By Steelers – at Kansas City, AFC Divisional Playoff (Bell 170, A. Brown 108), 1/15/17

By Opponent – vs. San Diego, AFC Wild Card Game (Muncie 126, Chandler 124, Winslow 102), 1/9/83

**100–Yard Rusher and Two 100–Yard Receivers**

By Steelers – None

By Opponent – 1/9/83 vs. San Diego, AFC Wild Card Game (Muncie 126, Chandler 124, Winslow 102)

**100–Yard Rusher, 300–Yard Passer and 100–Yard Receiver**

By Steelers – None

By Opponent – 1/9/83 vs. San Diego, AFC Wild Card Game (Muncie 126, Fouts 333, Chandler 124, Winslow 102)

**100–Yard Rusher, 300–Yard Passer and Two 100–Yard Receiver**

By Steelers – None

By Opponent – 1/9/83 vs. San Diego, AFC Wild Card Game (Muncie 126, Fouts 333, Chandler 124, Winslow 102)

**100–Yard Rusher and 300–Yard Passer**

By Steelers – None

By Opponent – 1/9/83 vs. San Diego, AFC Wild Card Game (Muncie 126, Fouts 333)

**Two 100–Yard Receivers and 300–Yard Passer**

By Steelers – 1/10/21 vs. Cleveland, AFC Wild Card Playoff (**Smith-Schuster 13-157, Johnson 11-117**, Roethlisberger 501)

By Opponent – 1/22/17 at New England, AFC Championship Game (Brady 384, Hogan 180, Edelman 118)

**100–Yard Rusher, 100–Yard Receiver, 200–Yard Receiver and 400–Yard Passer**

By Steelers – None

By Opponent – None

**100–Yard Rusher, Two 100–Yard Receivers and 400–Yard Passer**

By Steelers – None

By Opponent – None

## THE LAST TIME THE STEELERS/OPPONENT...

**Three 100-Yard Receivers and 300-Yard Passer**

By Steelers – None  
By Opponent – None

**Three Rushing Touchdowns**

By Steelers – 1/11/09 vs. San Diego, AFC Divisional Playoff (Parker 2, Russell 1)  
By Opponent – 1/4/18 vs. Jacksonville, AFC Divisional Playoff (Fournette 3, Yeldon 1)

**Four Rushing Touchdowns**

By Steelers – 12/29/96, vs. Indianapolis, AFC Wild Card Game (Bettis 2, Stewart 2, Witman 1)  
By Opponent – 1/14/18 vs. Jacksonville, AFC Divisional Playoff (Fournette 3, Yeldon 1)

**Five Rushing Touchdowns**

By Steelers – 12/29/96, vs. Indianapolis, AFC Wild Card Game (Bettis 2, Stewart 2, Witman 1)  
By Opponent – None

**Three Touchdown Passes**

By Steelers – 1/14/18 vs. Jacksonville, AFC Divisional Playoff (Roethlisberger 5)  
By Opponent – 1/22/17 at New England, AFC Championship Game (Brady 3)

**Four Touchdown Passes**

By Steelers – 1/14/18 vs. Jacksonville, AFC Divisional Playoff (Roethlisberger 5)  
By Opponent – 1/6/85 vs. Miami, AFC Championship Game (Marino 4)

**Five Touchdown Passes**

By Steelers – 1/14/18 vs. Jacksonville, AFC Divisional Playoff (Roethlisberger 5)  
By Opponent – None

**Six Touchdown Passes**

By Steelers – None  
By Opponent – None

**Six Sacks**

By Steelers – None  
By Opponent – 1/15/11 vs. Baltimore, AFC Divisional Playoff (6–34)

**Seven or More Sacks**

By Steelers – None  
By Opponent – 1/9/93 vs. Buffalo, AFC Divisional Playoff (7–52)

**Two Opponent Fumble Recoveries**

By Steelers – 1/8/17 vs. Miami, AFC Wild Card Game (Tuitt, Walton)  
By Opponent – 1/15/11 vs. Baltimore, AFC Divisional Playoff (Redding, Reed)

**Shutout on Road**

By Steelers – None  
By Opponent – None

**Shutout at Home**

By Steelers – None  
By Opponent – 12/21/47 vs. Philadelphia (21–0), Eastern Division Playoff

**OT Win Away from Pittsburgh**

By Steelers – 1/31/89 at Houston, AFC Wild Card Game (23–20)  
By Opponent – 1/8/12 at Denver, AFC Wild Card Game (29–23)

**OT Win in Pittsburgh**

By Steelers – 1/15/05 vs. N.Y. Jets, AFC Divisional Playoff (20–17)  
By Opponent – None

**40 Points**

By Steelers – 1/14/18 vs. Jacksonville, AFC Divisional Playoff (42–45)  
By Opponent – 1/16/22 at Kansas City, AFC Wild Card (42–21)

**50 Points**

By Steelers – None  
By Opponent – None

**Two-Point Conversion**

By Steelers – 1/22/17 at New England, AFC Championship Game (Roethlisberger pass to D. Williams)  
By Opponent – 1/17/16 at Denver, AFC Divisional Playoff [Peyton Manning pass to Demaryius Thomas]

**Missed Point-After-Touchdown Attempt**

By Steelers – 1/22/17 at New England, AFC Championship Game (Chris Boswell kick failed)  
By Opponent – 1/22/17 at New England, AFC Championship Game (Stephen Gostkowski kick failed)



# 2021 Final Rosters

- ✦ **Alphabetical Roster**
- ✦ **Numerical Roster**
- ✦ **Positional Roster**
- ✦ **Roster By Experience**
- ✦ **How the 2021 Steelers Were Built**
- ✦ **Final Depth Chart**
- ✦ **Roster Transactions**





| NO. | NAME                   | POS | HT   | WT  | DOB        | EXP | COLLEGE            | HOMETOWN                             | HOW ACQ      |
|-----|------------------------|-----|------|-----|------------|-----|--------------------|--------------------------------------|--------------|
| 57  | Adams Sr., Montravius  | DT  | 6-4  | 304 | 7/24/1995  | 5   | Auburn             |                                      | FA '21       |
| 27  | Allen, Marcus          | LB  | 6-2  | 215 | 8/7/1996   | 2   | Penn State         | Silver Spring, MD                    | D5a '18      |
| 29  | Bailage, Kalen         | RB  | 6-2  | 231 | 12/22/1995 | 4   | Arizona State      | Falcon, CO                           | FA '20       |
| 72  | Banner, Zach           | OT  | 6-8  | 335 | 12/25/1993 | 5   | USC                | Lakewood, WA                         | FA '19       |
| 9   | Boswell, Chris         | K   | 6-2  | 185 | 3/16/1991  | 7   | Rice               | Fort Worth, TX                       | FA '15       |
| 55  | Bush, Devin            | LB  | 5-11 | 234 | 7/18/1998  | 3   | Michigan           | Pembroke Pines, FL                   | D1 '19       |
| 98  | Charlton, Taco         | DE  | 6-6  | 270 | 11/7/1994  | 5   | Michigan           | Pickerington, OH                     | FA '21       |
| 11  | Claypool, Chase        | WR  | 6-4  | 238 | 7/7/1998   | 2   | Notre Dame         | Abbotsford, British Columbia, Canada | D2 '20       |
| 73  | Davis, Carlos          | DT  | 6-2  | 320 | 8/22/1996  | 2   | Nebraska           | Blue Springs, MO                     | D7 '20       |
| 34  | Edmunds, Terrell       | S   | 6-1  | 217 | 1/20/1997  | 4   | Virginia Tech      | Danville, VA                         | D1 '18       |
| 39  | Fitzpatrick, Minkah    | S   | 6-1  | 207 | 11/17/1996 | 4   | Alabama            | Old Bridge, NJ                       | TR '19 (MIA) |
| 88  | Freiermuth, Pat        | TE  | 6-5  | 258 | 10/25/1998 | R   | Penn State         | Merrimac, MA                         | D2 '21       |
| 81  | Gentile, Zach          | TE  | 6-8  | 265 | 9/10/1996  | 3   | Michigan           | Albuquerque, NM                      | D5 '19       |
| 54  | Gilbert III, Ulysees   | ILB | 6-4  | 230 | 8/9/1997   | 3   | Akron              | Ocala, FL                            | D6c '19      |
| 53  | Green, Kendrick        | C   | 6-4  | 315 | 12/22/1998 | R   | Illinois           | Peoria, IL                           | D3 '21       |
| 23  | Haden, Joe             | CB  | 5-11 | 195 | 4/14/1989  | 12  | Florida            | Fort Washington, MD                  | FA '17       |
| 71  | Haeg, Joe              | T   | 6-6  | 298 | 3/11/1993  | 6   | North Dakota State | Lake Shore, MN                       | UFA '21      |
| 22  | Harris, Najee          | RB  | 6-1  | 232 | 3/9/1998   | R   | Alabama            | Antioch, CA                          | D1 '21       |
| 6   | Harvin III, Pressley   | P   | 6-0  | 255 | 9/17/1998  | R   | Georgia Tech       | Alcolu, SC                           | D7b '21      |
| 3   | Haskins, Dwayne        | QB  | 6-4  | 230 | 5/3/1997   | 3   | Ohio State         | Highland Park, NJ                    | FA '21       |
| 60  | Hassenauey, J.C.       | C   | 6-2  | 295 | 9/15/1995  | 2   | Alabama            | Woodbury, MN                         | FA '19       |
| 97  | Heyward, Cameron       | DT  | 6-5  | 295 | 5/6/1989   | 11  | Ohio State         | Pittsburgh, PA                       | D1 '11       |
| 56  | Highsmith, Alex        | LB  | 6-4  | 242 | 8/7/1997   | 2   | Charlotte          | Wilmington, NC                       | D3 '20       |
| 18  | Johnson, Diontae       | WR  | 5-10 | 183 | 7/5/1996   | 3   | Toledo             | Ruskin, FL                           | D3a '19      |
| 28  | Killebrew, Miles       | S   | 6-2  | 222 | 5/10/1993  | 6   | Southern Utah      | Henderson, NV                        | D4 '16       |
| 46  | Kuntz, Christian       | LS  | 6-1  | 228 | 4/3/1994   | 1   | Duquesne           | Pittsburgh, PA                       | FA '20       |
| 31  | Layne, Justin          | CB  | 6-2  | 192 | 1/12/1998  | 3   | Michigan State     | Cleveland, OH                        | D3b '19      |
| 77  | Leglue, John           | OL  | 6-7  | 310 | 4/17/1996  | 1   | Tulane             | Alexandria, LA                       | FA '20       |
| 92  | Loudemilck, Isaiahh    | DE  | 6-7  | 293 | 10/10/1997 | R   | Wisconsin          | Howard, KN                           | D5 '21       |
| 35  | Maulet, Arthur         | CB  | 5-10 | 190 | 7/13/1993  | 5   | Memphis            | New Orleans, LA                      | FA '21       |
| 14  | McCloud, Ray-Ray       | WR  | 5-9  | 190 | 10/15/1996 | 4   | Clemson            | Tampa, FL                            | FA '20       |
| 26  | McFarland Jr., Anthony | RB  | 5-8  | 193 | 3/4/1999   | 2   | Maryland           | Hyattsville, MD                      | D4a '20      |
| 99  | Mondeaux, Henry        | DE  | 6-4  | 280 | 9/19/1995  | 2   | Oregon             | Portland, OR                         | FA '19       |
| 65  | Moore Jr., Dan         | OT  | 6-5  | 315 | 9/28/1998  | R   | Texas A&M          | Beaumont, TX                         | D4a '21      |
| 21  | Norwood, Tre           | DB  | 6-0  | 194 | 4/19/1999  | R   | Oklahoma           | Fort Smith, AR                       | D7a '21      |
| 76  | Okoroafo, Chukwuma     | OL  | 6-6  | 320 | 8/8/1997   | 4   | Western Michigan   | Southfield, MI                       | D3b '18      |
| 42  | Pierre, James          | CB  | 6-2  | 185 | 9/16/1996  | 2   | Florida Atlantic   | Deerfield Beach, FL                  | UDFA '20     |
| 87  | Rader, Kevin           | TE  | 6-4  | 250 | 4/26/1995  | 1   | Youngstown State   | Pittsburgh, PA                       | FA '19       |
| 7   | Roethlisberger, Ben    | QB  | 6-5  | 240 | 3/2/1982   | 18  | Miami (OH)         | Findlay, OH                          | D1 '04       |
| 2   | Rudolph, Mason         | QB  | 6-5  | 235 | 6/17/1995  | 4   | Oklahoma State     | Rock Hill, SC                        | D3a '18      |
| 30  | Scales, Tegray         | LB  | 6-0  | 227 | 5/10/1996  | 1   | Indiana            | Cincinnati, OH                       | FA '20       |
| 93  | Schobert, Joe          | LB  | 6-1  | 240 | 11/6/1993  | 6   | Wisconsin          | Waukesha, Wis.                       | TR '21 (JAX) |
| 19  | Smith-Schuster, JuJu   | WR  | 6-1  | 215 | 11/22/1996 | 5   | USC                | Long Beach, CA                       | D2 '17       |
| 41  | Snell Jr., Benny       | RB  | 5-10 | 224 | 2/26/1998  | 3   | Kentucky           | Columbus, OH                         | D4 '19       |
| 24  | Spillane, Robert       | LB  | 6-1  | 229 | 12/14/1995 | 3   | Western Michigan   | Oak Park, IL                         | FA '19       |
| 20  | Sutton, Cameron        | CB  | 5-11 | 188 | 2/27/1995  | 5   | Tennessee          | Jonesboro, GA                        | D3a '17      |
| 51  | Turner, Trai           | G   | 6-3  | 315 | 9/14/1993  | 8   | Louisiana State    | New Orleans, LA                      | FA '21       |
| 48  | Tuszyka, Derrek        | OLB | 6-5  | 246 | 7/11/1996  | 2   | North Dakota State | Warner, S.D.                         | D7b '20      |
| 13  | Washington, James      | WR  | 5-11 | 213 | 4/2/1996   | 4   | Oklahoma State     | Stamford, TX                         | D2 '18       |
| 44  | Watt, Derek            | FB  | 6-2  | 234 | 11/7/1992  | 6   | Wisconsin          | Pewaukee, WI                         | UFA '20      |
| 90  | Watt, T.J.             | LB  | 6-4  | 252 | 10/11/1994 | 5   | Wisconsin          | Pewaukee, WI                         | D1 '17       |
| 15  | White, Cody            | WR  | 6-3  | 215 | 11/28/1998 | 1   | Michigan State     | Novi, MI                             | FA '20       |
| 25  | Winterspoon, Ahkello   | CB  | 6-2  | 195 | 3/21/1995  | 5   | Colorado           | Sacramento, CA                       | TR '21 (SEA) |
| 95  | Wormley, Chris         | DL  | 6-5  | 300 | 10/25/1993 | 5   | Michigan           | Toledo, OH                           | TR '20 (BAL) |

Injured Reserve (8)

|    |                     |     |     |     |            |    |                |                |          |
|----|---------------------|-----|-----|-----|------------|----|----------------|----------------|----------|
| 94 | Alualu, Tyson       | DE  | 6-3 | 304 | 5/12/1987  | 11 | California     | Honolulu, HI   | UFA '17  |
| 93 | Christmas, Demarcus | DT  | 6-3 | 302 | 7/4/1995   | 1  | Florida State  | Sarasota, FL   | FA '20   |
| 5  | Dobbs, Joshua       | QB  | 6-3 | 210 | 1/26/1995  | 4  | Tennessee      | Alpharetta, GA | D4 '17   |
| 69 | Dotson, Kevin       | OL  | 6-4 | 321 | 9/18/1996  | 2  | Louisiana      | Plaquemine, LA | D4b '20  |
| 85 | Ebron, Eric         | TE  | 6-4 | 253 | 4/10/1993  | 8  | North Carolina | Newark, NJ     | UFA '20  |
| 67 | Finney, B.J.        | C/G | 6-4 | 318 | 10/26/1991 | 6  | Kansas State   | Wichita, KS    | UDFA '15 |
| 45 | Johnson, Buddy      | LB  | 6-2 | 240 | 2/27/1999  | R  | Texas A&M      | Dallas, TX     | D4b '21  |
| 91 | Tuitt, Stephen      | DE  | 6-6 | 303 | 5/23/1993  | 8  | Notre Dame     | Miami, FL      | D2 '14   |

Practice Squad (1)

|   |              |   |      |     |          |   |               |               |        |
|---|--------------|---|------|-----|----------|---|---------------|---------------|--------|
| 8 | Joseph, Karl | S | 5-10 | 200 | 9/8/1993 | 6 | West Virginia | Orlando, Fla. | FA '21 |
|---|--------------|---|------|-----|----------|---|---------------|---------------|--------|

Reserve/Future (19)

|    |                   |    |      |     |            |   |               |                     |           |
|----|-------------------|----|------|-----|------------|---|---------------|---------------------|-----------|
| 61 | Archibong, Daniel | DL | 6-6  | 307 | 9/12/1997  | R | Temple        | Springfield, Pa.    | FA '21    |
| 84 | Bussey, Rico      | WR | 6-2  | 190 | 2/25/1998  | R | Hawaii        | Lawton, OK          | UDFA '21  |
| 68 | Davis, Khalil     | DT | 6-1  | 308 | 8/22/1996  | 2 | Nebraska      | Blue Springs, MO    | W-21 (TB) |
| 33 | Edmunds, Trey     | RB | 6-2  | 223 | 12/30/1994 | 3 | Maryland      | Danville, VA        | UDFA '18  |
| 62 | Gilliam, Nate     | G  | 6-4  | 310 | 7/6/1997   | 1 | Wake Forest   | Knockville, Tenn.   | FA-20     |
| 74 | Green, Chaz       | T  | 6-5  | 318 | 4/8/1992   | 6 | Florida       | Tampa, FL           | UFA '21   |
| 40 | Johnson, Isaiah   | CB | 6-2  | 210 | 12/20/1995 | 3 | Houston       | Bryan, Texas        | D4b-19    |
| 17 | Miller, Anthony   | WR | 5-11 | 199 | 10/9/1994  | 4 | Memphis       | Memphis, TN         | FA '21    |
| 64 | Nizialek, Cameron | P  | 6-2  | 200 | 3/10/1995  | R | Georgia       |                     | FA '21    |
| 16 | Prigden, Malcolm  | G  | 6-7  | 310 | 1/20/1995  | R | Ohio State    | Central Islip, N.Y. | FA '21    |
| 50 | Scott, Delontae   | LB | 6-5  | 246 | 1/21/1997  | 1 | SMU           | Irving, Texas       | FA '20    |
| 38 | Simon, John       | LB | 6-2  | 260 | 10/14/1990 | 9 | Ohio State    | Youngstown, Ohio    | FA-21     |
| 82 | Sims, Steven      | WR | 5-10 | 176 | 3/31/1997  | 2 | Kansas        | Houston, TX         | FA '21    |
| 4  | Siomam, Sam       | K  | 5-8  | 205 | 9/19/1997  | 1 | Miami, Ohio   | Roswell, GA         | FA '21    |
| 40 | Stephens, Linden  | DB | 6-0  | 193 | 3/21/1995  | 3 | Cincinnati    | Euclid, OH          | FA '21    |
| 89 | Sternberger, Jace | TE | 6-4  | 251 | 6/26/1996  | 3 | Texas A&M     | Kingfisher, Okla.   | D3-19     |
| 37 | Stiner, Donovan   | S  | 6-2  | 210 | 2/11/1999  | R | Florida       | Houston, TX         | UDFA '21  |
| 3  | Sunahara, Rex     | LS | 6-6  | 242 | 8/31/1969  | R | West Virginia |                     | FA '21    |
| 80 | Vaughns, Tyler    | WR | 6-2  | 184 | 6/1/1997   | R | USC           | Pasadena, CA        | FA '21    |

Reserve/Retired (1)

|    |                 |    |     |     |            |   |               |               |         |
|----|-----------------|----|-----|-----|------------|---|---------------|---------------|---------|
| 98 | Williams, Vince | LB | 6-1 | 233 | 12/27/1989 | 9 | Florida State | Davenport, FL | D6b '13 |
|----|-----------------|----|-----|-----|------------|---|---------------|---------------|---------|

COACHING STAFF

HEAD COACH: Mike Tomlin  
ASSISTANTS: John Mitchell (Asst. Head Coach); Keith Butler (Defensive Coordinator); Matt Canada (Offensive Coordinator); Danny Smith (Special Teams Coordinator); Teryl Austin (Senior Defensive Assistant/Secondary); Grady Brown (Secondary); Karl Dunbar (Defensive Line); Eddie Faulkner (Running Backs); Ike Hillard (Wide Receivers); Adrian Klemm (Offensive Line); Denzel Martin (Assistant Outside Linebackers); Chris Morgan (Assistant Offensive Line); Jerry Olsavsky (Inside Linebackers); Alfredo Roberts (Tight Ends); Blaine Stewart (Assistant Wide Receivers); Mike Sullivan (Quarterbacks); Matt Tomsho (Quality Control); Marcel Pastoor (Head Strength & Conditioning Coach); Garrett Glemont (Senior Conditioning Coordinator).

| NO.                        | NAME                   | POS | HT   | WT  | DOB        | EXP | COLLEGE            | HOMETOWN                             | HOW ACQ      |
|----------------------------|------------------------|-----|------|-----|------------|-----|--------------------|--------------------------------------|--------------|
| 2                          | Rudolph, Mason         | QB  | 6-5  | 235 | 6/17/1995  | 4   | Oklahoma State     | Rock Hill, SC                        | D3a '18      |
| 3                          | Haskins, Dwayne        | QB  | 6-4  | 230 | 5/3/1997   | 3   | Ohio State         | Highland Park, NJ                    | FA '21       |
| 6                          | Harvin III, Presley    | P   | 6-0  | 255 | 9/17/1998  | R   | Georgia Tech       | Alcocks, SC                          | D7b '21      |
| 7                          | Roethlisberger, Ben    | QB  | 6-5  | 240 | 3/2/1982   | 18  | Miami (OH)         | Findlay, OH                          | D1 '04       |
| 9                          | Boswell, Chris         | K   | 6-2  | 185 | 3/16/1991  | 7   | Rice               | Fort Worth, TX                       | FA '15       |
| 11                         | Claypool, Chase        | WR  | 6-4  | 238 | 7/7/1998   | 2   | Notre Dame         | Abbotsford, British Columbia, Canada | D2 '20       |
| 13                         | Washington, James      | WR  | 5-11 | 213 | 4/2/1996   | 4   | Oklahoma State     | Stamford, TX                         | D2 '18       |
| 14                         | McCloud, Ray-Ray       | WR  | 5-9  | 190 | 10/15/1996 | 4   | Clemson            | Tampa, FL                            | FA '20       |
| 15                         | White, Cody            | WR  | 6-3  | 215 | 11/28/1998 | 1   | Michigan State     | Novi, MI                             | FA '20       |
| 18                         | Johnson, Diontae       | WR  | 5-10 | 183 | 7/5/1996   | 3   | Toledo             | Ruskin, FL                           | D3a '19      |
| 19                         | Smith-Schuster, JuJu   | WR  | 6-1  | 215 | 11/22/1996 | 5   | USC                | Long Beach, CA                       | D2 '17       |
| 20                         | Sutton, Cameron        | CB  | 5-11 | 188 | 2/27/1995  | 5   | Tennessee          | Jonesboro, GA                        | D3a '17      |
| 21                         | Norwood, Tre           | DB  | 6-0  | 194 | 4/13/1999  | R   | Oklahoma           | Fort Smith, AR                       | D7a '21      |
| 22                         | Harris, Najee          | RB  | 6-1  | 232 | 3/9/1998   | R   | Alabama            | Antioch, CA                          | D1 '21       |
| 23                         | Haden, Joe             | CB  | 5-11 | 195 | 4/14/1989  | 12  | Florida            | Fort Washington, MD                  | FA '17       |
| 24                         | Snell Jr., Benny       | RB  | 5-10 | 224 | 2/26/1998  | 3   | Kentucky           | Columbus, OH                         | D4 '19       |
| 25                         | Witherspoon, Ahkello   | CB  | 6-2  | 195 | 3/21/1995  | 5   | Colorado           | Sacramento, CA                       | TR '21 (SEA) |
| 26                         | McFarland Jr., Anthony | RB  | 5-8  | 193 | 3/4/1999   | 2   | Maryland           | Hyattsville, MD                      | D4a '20      |
| 27                         | Allen, Marcus          | LB  | 6-2  | 215 | 8/7/1996   | 2   | Penn State         | Silver Spring, MD                    | D5a '18      |
| 28                         | Killebrew, Miles       | S   | 6-2  | 222 | 5/10/1993  | 6   | Southern Utah      | Henderson, NV                        | D4 '16       |
| 29                         | Ballage, Kalen         | RB  | 6-2  | 231 | 12/22/1995 | 4   | Arizona State      | Falcon, Colo.                        | FA '20       |
| 30                         | Scales, Teyray         | LB  | 6-0  | 227 | 5/10/1996  | 1   | Indiana            | Cincinnati, OH                       | FA '20       |
| 31                         | Layne, Justin          | CB  | 6-2  | 192 | 1/12/1998  | 3   | Michigan State     | Cleveland, OH                        | D3b '19      |
| 34                         | Edmunds, Terrell       | S   | 6-1  | 217 | 1/20/1997  | 4   | Virginia Tech      | Danville, VA                         | D1 '18       |
| 35                         | Maulet, Arthur         | CB  | 5-10 | 190 | 7/13/1993  | 5   | Memphis            | New Orleans, LA                      | FA '21       |
| 39                         | Fitzpatrick, Minkah    | S   | 6-1  | 207 | 11/17/1996 | 4   | Alabama            | Old Bridge, NJ                       | TR '19 (MIA) |
| 41                         | Spillane, Robert       | LB  | 6-1  | 229 | 12/14/1995 | 3   | Western Michigan   | Oak Park, IL                         | FA '19       |
| 42                         | Pierre, James          | CB  | 6-2  | 185 | 9/16/1996  | 2   | Florida Atlantic   | Deerfield Beach, FL                  | UDFA '20     |
| 44                         | Watt, Derek            | FB  | 6-2  | 234 | 11/7/1992  | 6   | Wisconsin          | Pewaukee, WI                         | UFA '20      |
| 46                         | Kuntz, Christian       | LS  | 6-1  | 228 | 4/13/1994  | 1   | Duquesne           | Pittsburgh, PA                       | FA '20       |
| 48                         | Tuszka, Derrek         | OLB | 6-5  | 246 | 7/11/1996  | 2   | North Dakota State | Warner, S.D.                         | D7b '20      |
| 51                         | Turner, Trai           | G   | 6-3  | 315 | 6/14/1993  | 8   | Louisiana State    | New Orleans, LA                      | FA '21       |
| 53                         | Green, Kendrick        | C   | 6-4  | 315 | 12/22/1998 | R   | Illinois           | Peoria, IL                           | D3 '21       |
| 54                         | Gilbert III, Ulysees   | ILB | 6-0  | 230 | 8/9/1997   | 3   | Akron              | Ocala, FL                            | D6c '19      |
| 55                         | Bush, Devin            | LB  | 5-11 | 234 | 7/18/1998  | 3   | Michigan           | Pembroke Pines, FL                   | D1 '19       |
| 56                         | Highsmith, Alex        | LB  | 6-4  | 242 | 8/7/1997   | 2   | Charlotte          | Wilmington, NC                       | D3 '20       |
| 57                         | Adams Sr., Montravius  | DT  | 6-4  | 304 | 7/24/1995  | 5   | Auburn             | Wilmington, NC                       | FA '21       |
| 60                         | Hassenaue, J.C.        | C   | 6-2  | 295 | 9/15/1995  | 2   | Alabama            | Woodbury, MN                         | FA '19       |
| 65                         | Moore Jr., Dan         | OT  | 6-5  | 315 | 9/28/1998  | R   | Texas A&M          | Beaumont, TX                         | D4a '21      |
| 71                         | Haeg, Joe              | T   | 6-6  | 298 | 3/11/1993  | 6   | North Dakota State | Lake Shore, MN                       | UFA '21      |
| 72                         | Banner, Zach           | OT  | 6-8  | 335 | 12/25/1993 | 5   | USC                | Lakewood, WA                         | FA '19       |
| 73                         | Davis, Carlos          | DT  | 6-2  | 320 | 8/22/1996  | 2   | Nebraska           | Blue Springs, MO                     | D7 '20       |
| 76                         | Okorafor, Chukwuma     | OL  | 6-6  | 320 | 8/8/1997   | 4   | Western Michigan   | Southfield, MI                       | D3b '18      |
| 77                         | Legue, John            | OL  | 6-7  | 310 | 4/17/1996  | 1   | Tulane             | Alexandria, LA                       | FA '20       |
| 81                         | Gentry, Zach           | TE  | 6-8  | 265 | 9/10/1996  | 3   | Michigan           | Albuquerque, NM                      | D5 '19       |
| 87                         | Rader, Kevin           | TE  | 6-4  | 250 | 4/26/1995  | 1   | Youngstown State   | Pittsburgh, PA                       | FA '19       |
| 88                         | Freiermuth, Pat        | TE  | 6-5  | 258 | 10/25/1998 | R   | Penn State         | Merrimac, MA                         | D2 '21       |
| 90                         | Watt, T.J.             | LB  | 6-4  | 252 | 10/11/1994 | 5   | Wisconsin          | Pewaukee, WI                         | D1 '17       |
| 92                         | Loudermilk, Isaiah     | DE  | 6-7  | 293 | 10/10/1997 | R   | Wisconsin          | Howard, KN                           | D5 '21       |
| 93                         | Schobert, Joe          | LB  | 6-1  | 240 | 11/6/1993  | 6   | Wisconsin          | Waukesha, Wis.                       | TR '21 (JAX) |
| 95                         | Wormley, Chris         | DL  | 6-5  | 300 | 10/25/1993 | 5   | Michigan           | Toledo, OH                           | TR '20 (BAL) |
| 97                         | Heyward, Cameron       | DT  | 6-5  | 295 | 5/6/1989   | 11  | Ohio State         | Pittsburgh, PA                       | D1 '11       |
| 98                         | Charlton, Taco         | DE  | 6-6  | 270 | 11/7/1994  | 5   | Michigan           | Pickerington, OH                     | FA '21       |
| 99                         | Mondeaux, Henry        | DE  | 6-4  | 280 | 9/19/1995  | 2   | Oregon             | Portland, OR                         | FA '19       |
| <b>Practice Squad (1)</b>  |                        |     |      |     |            |     |                    |                                      |              |
| 8                          | Joseph, Karl           | S   | 5-10 | 200 | 9/8/1993   | 6   | West Virginia      | Orlando, Fla.                        | FA '21       |
| <b>Injured Reserve (8)</b> |                        |     |      |     |            |     |                    |                                      |              |
| 5                          | Dobbs, Joshua          | QB  | 6-3  | 210 | 1/26/1995  | 4   | Tennessee          | Alpharetta, GA                       | D4 '17       |
| 45                         | Johnson, Buddy         | LB  | 6-2  | 240 | 2/27/1999  | R   | Texas A&M          | Dallas, TX                           | D4b '21      |
| 67                         | Finney, B.J.           | C/G | 6-4  | 318 | 10/26/1991 | 6   | Kansas State       | Wichita, KS                          | UDFA '15     |
| 69                         | Dotson, Kevin          | OL  | 6-4  | 321 | 9/18/1996  | 2   | Louisiana          | Plaquemine, LA                       | D4b '20      |
| 85                         | Ebron, Eric            | TE  | 6-4  | 253 | 4/10/1993  | 8   | North Carolina     | Newark, NJ                           | UFA '20      |
| 91                         | Tuitt, Stephon         | DE  | 6-6  | 303 | 5/23/1993  | 8   | Notre Dame         | Miami, FL                            | D2 '14       |
| 93                         | Christmas, Demarcus    | DT  | 6-3  | 302 | 7/4/1995   | 1   | Florida State      | Sarasota, FL                         | FA '20       |
| 94                         | Alualu, Tyson          | DE  | 6-3  | 304 | 5/12/1987  | 11  | California         | Honolulu, HI                         | UFA '17      |

## COACHING STAFF

HEAD COACH: Mike Tomlin

ASSISTANTS: John Mitchell (Asst. Head Coach); Keith Butler (Defensive Coordinator); Matt Canada (Offensive Coordinator); Danny Smith (Special Teams Coordinator); Teryl Austin (Senior Defensive Assistant/Secondary); Grady Brown (Secondary); Karl Dunbar (Defensive Line); Eddie Faulkner (Running Backs); Ike Hillard (Wide Receivers); Adrian Klemm (Offensive Line); Denzel Martin (Assistant Outside Linebackers); Chris Morgan (Assistant Offensive Line); Jerry Olsavsky (Inside Linebackers); Alfredo Roberts (Tight Ends); Blaine Stewart (Assistant Wide Receivers); Mike Sullivan (Quarterbacks); Matt Tomsho (Quality Control); Marcel Pastoor (Head Strength & Conditioning Coach); Garrett Glemont (Senior Conditioning Coordinator).

## QUARTERBACKS (3)

|                            |    |                        |    |
|----------------------------|----|------------------------|----|
| 2 Mason Rudolph .....      | QB | 3 Dwayne Haskins ..... | QB |
| 7 Ben Roethlisberger ..... | QB |                        |    |

## RUNNING BACKS (5)

|                               |    |                         |    |
|-------------------------------|----|-------------------------|----|
| 22 Najee Harris .....         | RB | 24 Benny Snell Jr. .... | RB |
| 26 Anthony McFarland Jr. .... | RB | 29 Kalen Ballage .....  | RB |
| 44 Derek Watt .....           | FB |                         |    |

## WIDE RECEIVERS (6)

|                          |    |                              |    |
|--------------------------|----|------------------------------|----|
| 11 Chase Claypool .....  | WR | 13 James Washington .....    | WR |
| 14 Ray-Ray McCloud ..... | WR | 15 Cody White .....          | WR |
| 18 Diontae Johnson ..... | WR | 19 JuJu Smith-Schuster ..... | WR |

## TIGHT ENDS (3)

|                         |    |                      |    |
|-------------------------|----|----------------------|----|
| 81 Zach Gentry .....    | TE | 87 Kevin Rader ..... | TE |
| 88 Pat Freiermuth ..... | TE |                      |    |

## OFFENSIVE LINE (8)

|                            |    |                         |    |
|----------------------------|----|-------------------------|----|
| 51 Trai Turner .....       | G  | 53 Kendrick Green ..... | C  |
| 60 J.C. Hassenauer .....   | C  | 65 Dan Moore Jr. ....   | OT |
| 71 Joe Haeg .....          | T  | 72 Zach Banner .....    | OT |
| 76 Chukwuma Okorafor ..... | OL | 77 John Leglue .....    | OL |

## LINEBACKERS (9)

|                              |     |                        |     |
|------------------------------|-----|------------------------|-----|
| 27 Marcus Allen .....        | LB  | 30 Tegray Scales ..... | LB  |
| 41 Robert Spillane .....     | LB  | 48 Derrek Tuszka ..... | OLB |
| 54 Ulysees Gilbert III ..... | ILB | 55 Devin Bush .....    | LB  |
| 56 Alex Highsmith .....      | LB  | 90 T.J. Watt .....     | LB  |
| 93 Joe Schobert .....        | LB  |                        |     |

## DEFENSIVE BACKS (10)

|                             |    |                              |    |
|-----------------------------|----|------------------------------|----|
| 20 Cameron Sutton .....     | CB | 21 Tre Norwood .....         | DB |
| 23 Joe Haden .....          | CB | 25 Ahkello Witherspoon ..... | CB |
| 28 Miles Killebrew .....    | S  | 31 Justin Layne .....        | CB |
| 34 Terrell Edmunds .....    | S  | 35 Arthur Maulet .....       | CB |
| 39 Minkah Fitzpatrick ..... | S  | 42 James Pierre .....        | CB |

## DEFENSIVE LINE (7)

|                              |    |                        |    |
|------------------------------|----|------------------------|----|
| 57 Montravius Adams Sr. .... | DT | 73 Carlos Davis .....  | DT |
| 92 Isaiahh Loudermilk .....  | DE | 95 Chris Wormley ..... | DL |
| 97 Cameron Heyward .....     | DT | 98 Taco Charlton ..... | DE |
| 99 Henry Mondeaux .....      | DE |                        |    |

## SPECIALISTS (3)

|                             |    |                       |   |
|-----------------------------|----|-----------------------|---|
| 6 Pressley Harvin III ..... | P  | 9 Chris Boswell ..... | K |
| 46 Christian Kuntz .....    | LS |                       |   |

## 2021 PITTSBURGH STEELERS EXPERIENCE (AS OF JANUARY 16, 2022)

| NO | NAME                  | POS | HT   | WT  | DOB      | AGE | EXP | COLLEGE            | TELETYPE SEASON (1)   | HOMETOWN                             | HOW ACQ      | GP | GS | DPN | INA |
|----|-----------------------|-----|------|-----|----------|-----|-----|--------------------|-----------------------|--------------------------------------|--------------|----|----|-----|-----|
| 7  | Ben Roethlisberger    | QB  | 6-5  | 240 | 03/02/82 | 39  | 18  | Miami (OH)         | EIGHTEENTH SEASON (1) | Findlay, OH                          | D1 '04       | 1  | 1  | 0   | 0   |
| 23 | Joe Haden             | CB  | 5-11 | 195 | 04/14/89 | 32  | 12  | Florida            | THIRTEENTH SEASON (1) | Fort Washington, MD                  | FA '17       | 1  | 1  | 0   | 0   |
| 97 | Cameron Heyward       | DT  | 6-5  | 295 | 05/06/89 | 32  | 11  | Ohio State         | ELEVENTH SEASON (2)   | Pittsburgh, PA                       | D1 '11       | 1  | 1  | 0   | 0   |
| 94 | Tyson Alualu          | DE  | 6-3  | 304 | 05/12/87 | 34  | 11  | California         | TWELFTH SEASON (1)    | Honolulu, HI                         | UFA '17      | 0  | 0  | 0   | 0   |
| 85 | Eric Ebron            | TE  | 6-4  | 253 | 04/10/93 | 28  | 8   | North Carolina     | EIGHTH SEASON (3)     | Newark, NJ                           | UFA '20      | 0  | 0  | 0   | 0   |
| 91 | Stephon Tuitt         | DE  | 6-6  | 303 | 05/23/93 | 28  | 8   | Notre Dame         |                       | Miami, FL                            | D2 '14       | 0  | 0  | 0   | 0   |
| 51 | Trai Turner           | G   | 6-3  | 315 | 06/14/93 | 28  | 8   | Louisiana State    |                       | New Orleans, LA                      | FA '21       | 1  | 1  | 0   | 0   |
| 9  | Chris Boswell         | K   | 6-2  | 185 | 03/16/91 | 30  | 7   | Rice               | SEVENTH SEASON (1)    | Fort Worth, TX                       | FA '15       | 1  | 0  | 0   | 0   |
| 67 | B.J. Finney           | C/G | 6-4  | 318 | 10/26/91 | 30  | 6   | Kansas State       | SIXTH SEASON (6)      | Wichita, KS                          | UDFA '15     | 0  | 0  | 0   | 0   |
| 44 | Derek Watt            | FB  | 6-2  | 234 | 11/07/92 | 29  | 6   | Wisconsin          |                       | Pewaukee, WI                         | UFA '20      | 1  | 0  | 0   | 0   |
| 71 | Joe Haeg              | T   | 6-6  | 298 | 03/11/93 | 28  | 6   | North Dakota State |                       | Lake Shore, MN                       | UFA '21      | 1  | 0  | 0   | 0   |
| 93 | Joe Schobert          | LB  | 6-1  | 240 | 11/06/93 | 28  | 6   | Wisconsin          |                       | Waukesha, Wis.                       | TR '21 (JAX) | 1  | 0  | 0   | 0   |
| 8  | Karl Joseph           | S   | 5-10 | 200 | 09/08/93 | 28  | 6   | West Virginia      |                       | Orlando, Fla.                        | FA '21       | 0  | 0  | 0   | 0   |
| 28 | Miles Killebrew       | S   | 6-2  | 222 | 05/10/93 | 28  | 6   | Southern Utah      |                       | Henderson, NV                        | D4 '16       | 1  | 0  | 0   | 0   |
| 25 | Ahkello Witherspoon   | CB  | 6-2  | 195 | 03/21/95 | 26  | 5   | Colorado           | FIFTH SEASON (9)      | Sacramento, CA                       | TR '21 (SEA) | 1  | 1  | 0   | 0   |
| 35 | Arthur Maulet         | CB  | 5-10 | 190 | 07/13/93 | 28  | 5   | Memphis            |                       | New Orleans, LA                      | FA '21       | 1  | 0  | 0   | 0   |
| 20 | Cameron Sutton        | CB  | 5-11 | 188 | 02/27/95 | 26  | 5   | Tennessee          |                       | Jonesboro, GA                        | D3a '17      | 1  | 1  | 0   | 0   |
| 95 | Chris Wormley         | DL  | 6-5  | 300 | 10/25/93 | 28  | 5   | Michigan           |                       | Toledo, OH                           | TR '20 (BAL) | 1  | 1  | 0   | 0   |
| 19 | JuJu Smith-Schuster   | WR  | 6-1  | 215 | 11/22/96 | 25  | 5   | USC                |                       | Long Beach, CA                       | D2 '17       | 1  | 1  | 0   | 0   |
| 97 | Montarvius Adams Sr.  | DT  | 6-4  | 304 | 07/24/95 | 26  | 5   | Auburn             |                       |                                      | FA '21       | 1  | 0  | 0   | 0   |
| 90 | T.J. Watt             | LB  | 6-4  | 252 | 10/11/94 | 27  | 5   | Wisconsin          |                       | Pewaukee, WI                         | D1 '17       | 1  | 1  | 0   | 0   |
| 98 | Taco Charlton         | DE  | 6-6  | 270 | 11/07/94 | 27  | 5   | Michigan           |                       | Pickerington, OH                     | FA '21       | 1  | 0  | 0   | 0   |
| 72 | Zach Banner           | OT  | 6-8  | 335 | 12/25/93 | 28  | 5   | USC                |                       | Lakewood, WA                         | FA '19       | 1  | 0  | 0   | 0   |
| 76 | Chukwuma Okorafor     | OL  | 6-6  | 320 | 08/08/97 | 24  | 4   | Western Michigan   | FOURTH SEASON (8)     | Southfield, MI                       | D3b '18      | 1  | 1  | 0   | 0   |
| 13 | James Washington      | WR  | 5-11 | 213 | 04/02/96 | 25  | 4   | Oklahoma State     |                       | Stamford, TX                         | D2 '18       | 1  | 0  | 0   | 0   |
| 5  | Joshua Dobbs          | QB  | 6-3  | 210 | 01/26/95 | 27  | 4   | Tennessee          |                       | Alpharetta, GA                       | D4 '17       | 0  | 0  | 0   | 0   |
| 29 | Kalen Ballage         | RB  | 6-2  | 231 | 12/22/95 | 26  | 4   | Arizona State      |                       | Falcon, Colo.                        | FA '20       | 1  | 0  | 0   | 0   |
| 2  | Mason Rudolph         | QB  | 6-5  | 235 | 06/17/95 | 26  | 4   | Oklahoma State     |                       | Rock Hill, SC                        | D3a '18      | 0  | 0  | 1   | 0   |
| 39 | Minkah Fitzpatrick    | S   | 6-1  | 207 | 11/17/96 | 25  | 4   | Alabama            |                       | Old Bridge, NJ                       | TR '19 (MIA) | 1  | 1  | 0   | 0   |
| 14 | Ray-Ray McCloud       | WR  | 5-9  | 190 | 10/15/96 | 25  | 4   | Clemson            |                       | Tampa, FL                            | FA '20       | 1  | 0  | 0   | 0   |
| 34 | Terrell Edmunds       | S   | 6-1  | 217 | 01/20/97 | 25  | 4   | Virginia Tech      |                       | Danville, VA                         | D1 '18       | 1  | 1  | 0   | 0   |
| 24 | Benny Snell Jr.       | RB  | 5-10 | 224 | 02/26/98 | 23  | 3   | Kentucky           | THIRD SEASON (8)      | Columbus, OH                         | D4 '19       | 1  | 0  | 0   | 0   |
| 55 | Devin Bush            | LB  | 5-11 | 234 | 07/18/98 | 23  | 3   | Michigan           |                       | Pembroke Pines, FL                   | D1 '19       | 1  | 1  | 0   | 0   |
| 18 | Diontae Johnson       | WR  | 5-10 | 183 | 07/05/96 | 25  | 3   | Toledo             |                       | Ruskin, FL                           | D3a '19      | 1  | 1  | 0   | 0   |
| 3  | Dwayne Haskins        | QB  | 6-4  | 230 | 05/03/97 | 24  | 3   | Ohio State         |                       | Highland Park, NJ                    | FA '21       | 0  | 0  | 0   | 1   |
| 31 | Justin Layne          | CB  | 6-2  | 192 | 01/12/98 | 24  | 3   | Michigan State     |                       | Cleveland, OH                        | D3b '19      | 1  | 0  | 0   | 0   |
| 41 | Robert Spillane       | LB  | 6-1  | 229 | 12/14/95 | 26  | 3   | Western Michigan   |                       | Oak Park, IL                         | FA '19       | 1  | 1  | 0   | 0   |
| 54 | Ulysees Gilbert III   | ILB | 6-0  | 230 | 08/09/97 | 24  | 3   | Akron              |                       | Ocala, FL                            | D6c '19      | 1  | 0  | 0   | 0   |
| 81 | Zach Gentry           | TE  | 6-8  | 265 | 09/10/96 | 25  | 3   | Michigan           |                       | Albuquerque, NM                      | D5 '19       | 1  | 0  | 0   | 0   |
| 56 | Alex Highsmith        | LB  | 6-4  | 242 | 08/07/97 | 24  | 2   | Charlotte          | SECOND SEASON (10)    | Wilmington, NC                       | D3 '20       | 1  | 1  | 0   | 0   |
| 26 | Anthony McFarland Jr. | RB  | 5-8  | 193 | 03/04/99 | 22  | 2   | Maryland           |                       | Hyattsville, MD                      | D4a '20      | 0  | 0  | 0   | 1   |
| 73 | Carlos Davis          | DT  | 6-2  | 320 | 08/22/96 | 25  | 2   | Nebraska           |                       | Blue Springs, MO                     | D7 '20       | 0  | 0  | 0   | 1   |
| 11 | Chase Claypool        | WR  | 6-4  | 238 | 07/07/98 | 23  | 2   | Notre Dame         |                       | Abbotsford, British Columbia, Canada | D2 '20       | 1  | 1  | 0   | 0   |
| 48 | Derrek Tuszka         | OLB | 6-5  | 246 | 07/11/96 | 25  | 2   | North Dakota State |                       | Warner, S.D.                         | D7b '20      | 1  | 0  | 0   | 0   |
| 99 | Henry Mondeaux        | DE  | 6-4  | 280 | 09/19/95 | 26  | 2   | Oregon             |                       | Portland, OR                         | FA '19       | 1  | 0  | 0   | 0   |
| 60 | J.C. Hassenauer       | C   | 6-2  | 295 | 09/15/95 | 26  | 2   | Alabama            |                       | Woodbury, MN                         | FA '19       | 1  | 1  | 0   | 0   |
| 42 | James Pierre          | CB  | 6-2  | 185 | 09/16/96 | 25  | 2   | Florida Atlantic   |                       | Deerfield Beach, FL                  | UDFA '20     | 0  | 0  | 0   | 0   |
| 69 | Kevin Dotson          | OL  | 6-4  | 321 | 09/18/96 | 25  | 2   | Louisiana          |                       | Plaquemine, LA                       | D4b '20      | 0  | 0  | 0   | 0   |
| 27 | Marcus Allen          | LB  | 6-2  | 215 | 08/07/96 | 25  | 2   | Penn State         |                       | Silver Spring, MD                    | D5a '18      | 1  | 0  | 0   | 0   |
| 46 | Christian Kuntz       | LS  | 6-1  | 228 | 04/13/94 | 27  | 1   | Duquesne           | FIRST SEASON (6)      | Pittsburgh, PA                       | FA '20       | 1  | 0  | 0   | 0   |
| 15 | Cody White            | WR  | 6-3  | 215 | 11/28/98 | 23  | 1   | Michigan State     |                       | Novi, MI                             | FA '20       | 0  | 0  | 0   | 1   |
| 93 | Demarcus Christmas    | DT  | 6-3  | 302 | 07/04/95 | 26  | 1   | Florida State      |                       | Sarasota, FL                         | FA '20       | 0  | 0  | 0   | 0   |
| 77 | John Legue            | OL  | 6-7  | 310 | 04/17/96 | 25  | 1   | Tulane             |                       | Alexandria, LA                       | FA '20       | 1  | 1  | 0   | 0   |
| 87 | Kevin Rader           | TE  | 6-4  | 250 | 04/26/95 | 26  | 1   | Youngstown State   |                       | Pittsburgh, PA                       | FA '19       | 1  | 0  | 0   | 0   |
| 30 | Tegray Scales         | LB  | 6-0  | 227 | 05/10/96 | 25  | 1   | Indiana            |                       | Cincinnati, OH                       | FA '20       | 0  | 0  | 0   | 1   |
| 45 | Buddy Johnson         | LB  | 6-2  | 240 | 02/27/99 | 22  | R   | Texas A&M          | ROOKIE (8)            | Dallas, TX                           | D4b '21      | 0  | 0  | 0   | 0   |
| 56 | Dan Moore Jr.         | OT  | 6-5  | 315 | 09/28/98 | 23  | R   | Texas A&M          |                       | Beaumont, TX                         | D4a '21      | 1  | 1  | 0   | 0   |
| 92 | Isiahiah Luder milk   | DE  | 6-7  | 293 | 10/10/97 | 24  | R   | Wisconsin          |                       | Howard, KN                           | P5 '21       | 1  | 0  | 0   | 0   |
| 53 | Kendrick Green        | C   | 6-4  | 315 | 12/22/98 | 23  | R   | Illinois           |                       | Peoria, IL                           | D3 '21       | 0  | 0  | 0   | 1   |
| 22 | Najee Harris          | RB  | 6-1  | 232 | 03/09/98 | 23  | R   | Alabama            |                       | Antioch, CA                          | D1 '21       | 1  | 1  | 0   | 0   |
| 88 | Pat Freiermuth        | TE  | 6-5  | 258 | 10/25/98 | 23  | R   | Penn State         |                       | Merrimac, MA                         | D2 '21       | 1  | 1  | 0   | 0   |
| 6  | Pressley Harvin III   | P   | 6-0  | 255 | 09/17/98 | 23  | R   | Georgia Tech       |                       | Alcolu, SC                           | D7b '21      | 1  | 0  | 0   | 0   |
| 21 | Tre Norwood           | DB  | 6-0  | 194 | 04/19/99 | 22  | R   | Oklahoma           |                       | Fort Smith, AR                       | D7a '21      | 1  | 0  | 0   | 0   |

| YEAR | DRAFTTEES (26)  | FREE AGENTS (18)  | TRADES/WAIVERS (4)  |
|------|---|---|---|
| 2021 | RB Najee Harris (1)<br>TE Pat Freiermuth (2)<br>C Kendrick Green (3)<br>OT Dan Moore Jr. (4a)<br>DE Isaiahh Loudermilk (5)<br>DB Tre Norwood (7a)<br>P Pressley Harvin III (7b) | DT Montravius Adams Sr. (FA '21)<br>RB Kalen Ballage (FA '20)<br>T Joe Haeg (UFA '21)<br>CB Arthur Maulet (FA '21)<br>G Trai Turner (FA '21)<br>OLB Derrek Tuszka (D7b '20) | LB Joe Schobert (TR '21 JAX)<br>CB Ahkello Witherspoon (TR '21 SEA) |
| 2020 | WR Chase Claypool (2)<br>LB Alex Highsmith (3)  | DE Taco Charlton (FA '21)<br>LS Christian Kuntz (FA '20)<br>OL John Leglue (FA '20)<br>WR Ray-Ray McCloud (FA '20)<br>FB Derek Watt (UFA '20)                               | DL Chris Wormley (TR '20 BAL)                                       |
| 2019 | LB Devin Bush (1)<br>WR Diontae Johnson (3)<br>CB Justin Layne (3)<br>RB Benny Snell Jr. (4)<br>TE Zach Gentry (5)<br>ILB Ulysees Gilbert III (6)                               | OT Zach Banner (FA '19)<br>C J.C. Hassenauer (FA '19)<br>DE Henry Mondeaux (FA '19)<br>TE Kevin Rader (FA '19)<br>LB Robert Spillane (FA '19)                               | S Minkah Fitzpatrick (TR '19 MIA)                                   |
| 2018 | S Terrell Edmunds (1)<br>WR James Washington (2)<br>OL Chukwuma Okorafor (3)<br>QB Mason Rudolph (3)<br>LB Marcus Allen (5)   |   |   |
| 2017 | LB T.J. Watt (1)<br>WR JuJu Smith-Schuster (2)<br>CB Cameron Sutton (3)   | CB Joe Haden (FA '17)   |   |
| 2016 | S Miles Killebrew (4)   |   |   |
| 2015 |   | K Chris Boswell (FA '15)  |   |
| 2011 | DT Cameron Heyward (1)  |   |   |
| 2004 | QB Ben Roethlisberger (1)   |   |   |

(As of January 16, 2022)

OFFENSE

|           |                        |                     |                          |
|-----------|------------------------|---------------------|--------------------------|
| <b>WR</b> | 19 JuJu Smith-Schuster | 14 Ray-Ray McCloud  |                          |
| <b>WR</b> | 18 Diontae Johnson     | 15 Cody White       |                          |
| <b>WR</b> | 11 Chase Claypool      | 13 James Washington |                          |
| <b>LT</b> | 65 Dan Moore Jr.       | 71 Joe Haeg         |                          |
| <b>LG</b> | 77 John Leglue         | 60 J.C. Hassenauer  |                          |
| <b>C</b>  | 53 Kendrick Green      | 60 J.C. Hassenauer  | 77 John Leglue           |
| <b>RG</b> | 51 Trai Turner         | 67 B.J. Finney      |                          |
| <b>RT</b> | 76 Chukwuma Okorafor   | 72 Zach Banner      |                          |
| <b>TE</b> | 88 Pat Freiermuth      | 81 Zach Gentry      | 87 Kevin Rader           |
| <b>QB</b> | 7 Ben Roethlisberger   | 2 Mason Rudolph     | 3 Dwayne Haskins         |
| <b>RB</b> | 22 Najee Harris        | 24 Benny Snell Jr.  | 29 Kalen Ballage         |
|           |                        |                     | 26 Anthony McFarland Jr. |
| <b>FB</b> | 44 Derek Watt          |                     |                          |

DEFENSE

|             |                       |                         |                        |
|-------------|-----------------------|-------------------------|------------------------|
| <b>DT</b>   | 97 Cameron Heyward    | 92 Isaiah Luderer       |                        |
| <b>DE</b>   | 95 Chris Wormley      | 57 Montravius Adams Sr. |                        |
| <b>NT</b>   | 99 Henry Mondeaux     |                         |                        |
| <b>LOLB</b> | 90 T.J. Watt          | 98 Taco Charlton        | 48 Derrek Tuszka       |
| <b>LILB</b> | 55 Devin Bush         | 27 Marcus Allen         | 54 Ulysees Gilbert III |
| <b>RILB</b> | 93 Joe Schobert       | 41 Robert Spillane      | 30 Tegray Scales       |
| <b>ROLB</b> | 56 Alex Highsmith     | 98 Taco Charlton        | 48 Derrek Tuszka       |
| <b>LCB</b>  | 23 Joe Haden          | 31 Justin Layne         | 25 Ahkello Witherspoon |
| <b>RCB</b>  | 20 Cameron Sutton     | 42 James Pierre         | 35 Arthur Maulet       |
| <b>SS</b>   | 34 Terrell Edmunds    | 28 Miles Killebrew      |                        |
| <b>FS</b>   | 39 Minkah Fitzpatrick | 21 Tre Norwood          |                        |

SPECIALISTS

|           |                       |                    |                 |
|-----------|-----------------------|--------------------|-----------------|
| <b>K</b>  | 9 Chris Boswell       |                    |                 |
| <b>H</b>  | 6 Pressley Harvin III |                    |                 |
| <b>P</b>  | 6 Pressley Harvin III |                    |                 |
| <b>LS</b> | 46 Christian Kuntz    |                    |                 |
| <b>PR</b> | 14 Ray-Ray McCloud    | 18 Diontae Johnson | 42 James Pierre |
| <b>KR</b> | 14 Ray-Ray McCloud    | 24 Benny Snell Jr. | 42 James Pierre |

PRONUNCIATION GUIDE

|                 |             |                     |                             |
|-----------------|-------------|---------------------|-----------------------------|
| Kalen Ballage   | bull-ahGE   | Chukwuma Okorafor   | Chuck-WOO-muh oh-KOR-uh-for |
| Pat Freiermuth  | Friar-mooth | Ben Roethlisberger  | Roth-lis-ber-ger            |
| Najee Harris    | NAH-je      | Joe Schobert        | SHOW-bert                   |
| Miles Killebrew | KILLA-brew  | Robert Spillane     | Spuh-LANE                   |
| John Leglue     | Leg-LOU     | Derrek Tuszka       | TUSS-kuh                    |
| Arthur Maulet   | mah-LETT    | Ahkello Witherspoon | uh-KELL-oh                  |
| Henry Mondeaux  | Mahn-doe    |                     |                             |

| DATE  | POS. | PLAYER                | TRANSACTION  | POS. | PLAYER              | TRANSACTION   |
|-------|------|-----------------------|--|------|---------------------|---|
| 1/27  | LB   | John Simon            | Signed Reserve/Future Contract                                   |      |                     |   |
| 1/26  | P    | Cameron Nizialek      | Signed Reserve/Future Contract                                   |      |                     |   |
| 1/24  | WR   | Anthony Miller        | Signed Reserve/Future Contract                                   |      |                     |   |
| 1/21  | T    | Chaz Green            | Signed Reserve/Future Contract                                   | RB   | Trey Edmunds        | Signed Reserve/Future Contract                              |
|       | DB   | Stephen Denmark       | Signed Reserve/Future contract                                   | TE   | Charles Jones       | Signed Reserve/Future contract                              |
|       | TE   | Dax Raymond           | Signed Reserve/Future contract                                   | QB   | Dwayne Haskins Jr.  | Signed Reserve/Future contract                              |
| 1/19  | LS   | Christian Kuntz       | Signed to one-year contract                                      | DB   | Isaiah Johnson      | Signed Reserve/Future Contract                              |
|       | WR   | Steven Sims Sr.       | Signed Reserve/Future Contract                                   |      |                     |   |
| 1/18  | DE   | Daniel Archibong      | Signed Reserve/Future Contract                                   | WR   | Rico Bussey         | Signed Reserve/Future Contract                              |
|       | DT   | Khalil Davis          | Signed Reserve/Future Contract                                   | G    | Nate Gilliam        | Signed Reserve/Future Contract                              |
|       | G    | Malcolm Pridgeon      | Signed Reserve/Future Contract                                   | LB   | Delontae Scott      | Signed Reserve/Future Contract                              |
|       | K    | Sam Sloman            | Signed Reserve/Future Contract                                   | DB   | Linden Stephens     | Signed Reserve/Future Contract                              |
|       | TE   | Jace Sternberger      | Signed Reserve/Future Contract                                   | S    | Donovan Stiner      | Signed Reserve/Future Contract                              |
|       | LS   | Rex Sunahara          | Signed Reserve/Future Contract                                   | WR   | Tyler Vaughns       | Signed Reserve/Future Contract                              |
| 1/15  | WR   | JuJu Smith-Schuster   | Activated from Reserve/Injured List                              | P    | Corliss Waitman     | Released  |
|       | RB   | Trey Edmunds          | Signed Reserve/Future contract                                   | OT   | Jarron Jones        | Signed Reserve/Future contract                              |
| 1/14  | K    | Sam Sloman            | Signed to Practice Squad   | WR   | Tyler Vaughns       | Released from Practice Squad                                |
|       | CB   | James Pierre          | Placed on Reserve/COVID 19 List                                  | LB   | Tegray Scales       | Signed Reserve/Future contract                              |
|       | DT   | Demarcus Christmas    | Signed Reserve/Future contract                                   | DE   | Calvin Taylor       | Signed Reserve/Future contract                              |
|       | P    | Corliss Waitman       | Signed Reserve/Future contract                                   | LS   | Christian Kuntz     | Signed Reserve/Future contract                              |
|       | OT   | John Leglue           | Signed Reserve/Future contract                                   | CB   | Trevor Williams     | Signed Reserve/Future contract                              |
|       | WR   | Anthony Johnson       | Signed Reserve/Future contract                                   | WR   | Cody White          | Signed Reserve/Future contract                              |
|       | TE   | Kevin Rader           | Signed Reserve/Future contract                                   | T    | Anthony Coyle       | Signed Reserve/Future contract                              |
|       | T    | Brandon Walton        | Signed Reserve/Future contract                                   | S    | John Battle         | Signed Reserve/Future contract                              |
| 1/13  | WR   | James Washington      | Activated from the Reserve/COVID List                            | LB   | Buddy Johnson       | Placed on Practice Squad/COVID 19 List                      |
| 1/10  | WR   | Tyler Vaughns         | Signed to Practice Squad   | K    | Sam Sloman          | Released from Practice Squad                                |
| 1/8   | CB   | Joe Haden             | Activated from the Reserve/COVID List                            | WR   | Diontae Johnson     | Activated from the Reserve/COVID List                       |
|       | WR   | James Washington      | Placed on Reserve/COVID 19 List                                  | G    | Rashaad Coward      | Elevated to the Active/Inactive Roster                      |
|       | DL   | Isaiah Buggs          | Released   | WR   | Tyler Vaughns       | Released from Practice Squad                                |
|       | K    | Sam Sloman            | Signed to Practice Squad   |      |                     |   |
| 1/7   | WR   | Diontae Johnson       | Activated from the Reserve/COVID List                            | G    | Nate Gilliam        | Signed to Practice Squad                                    |
|       | LB   | Buddy Johnson         | Placed on Reserve/Injured List                                   | WR   | Rico Bussey         | Released from Practice Squad                                |
|       | WR   | Damion Willis         | Released from Practice Squad                                     |      |                     |   |
| 1/6   | DL   | Daniel Archibong      | Restored to Practice Squad                                       | WR   | Diontae Johnson     | Placed on Reserve/COVID 19 List                             |
|       | C    | Kendrick Green        | Placed on Reserve/COVID 19 List                                  |      |                     |   |
| 1/5   | CB   | Joe Haden             | Placed on Reserve/COVID 19 List                                  | LB   | Joe Schobert        | Activated from the Reserve/COVID List                       |
|       | DL   | Chris Wormley         | Activated from the Reserve/COVID List                            | T    | Zach Banner         | Activated from the Reserve/COVID List                       |
|       | LB   | Devin Bush            | Activated from the Reserve/COVID List                            | DB   | Arthur Maulet       | Activated from the Reserve/COVID List                       |
|       | RB   | Anthony McFarland Jr. | Activated from the Reserve/COVID List                            |      |                     |   |
| 1/4   | WR   | Anthony Miller        | Restored to Practice Squad                                       | WR   | Steven Sims Sr.     | Restored to Practice Squad                                  |
|       | WR   | Tyler Vaughns         | Restored to Practice Squad                                       | P    | Cameron Nizialek    | Released from Practice Squad                                |
|       | K    | Sam Sloman            | Released from Practice Squad                                     | LB   | Jacob Tuitt-Mariner | Terminated his own Practice Squad contract                  |
| 1/3   | G    | Rashaad Coward        | Elevated to the Active/Inactive Roster as a COVID-19 Replacement | RB   | Trey Edmunds        | Elevated to Active/Inactive Roster as COVID-19 Replacement  |
|       | K    | Sam Sloman            | Signed to Practice Squad   | WR   | Damion Willis       | Placed on Practice Squad/COVID 19 List                      |
|       | WR   | Darius Shepherd       | Released from Practice Squad                                     |      |                     |   |
| 1/1   | DL   | Isaiah Buggs          | Activated from the Reserve/COVID List                            | S    | Karl Joseph         | Restored to the Practice Squad                              |
|       | LB   | Tegray Scales         | Signed from Cincinnati Practice Squad                            |      |                     |   |
| 12/31 | LB   | Joe Schobert          | Placed on Reserve/COVID 19 List                                  | DL   | Chris Wormley       | Placed on Reserve/COVID 19 List                             |
|       | DL   | Daniel Archibong      | Placed on Practice Squad/COVID 19 List                           |      |                     |   |
| 12/30 | LB   | Marcus Allen          | Activated from the Reserve/COVID List                            | DB   | Arthur Maulet       | Placed on Reserve/COVID 19 List                             |
|       | WR   | Darius Shepherd       | Signed to Practice Squad   |      |                     |   |
| 12/29 | WR   | Rico Bussey           | Restored to the Practice Squad                                   | WR   | Tyler Vaughns       | Placed on Practice Squad/COVID 19 List                      |
| 12/28 | G    | Malcolm Pridgeon      | Activated from the Practice Squad/COVID List                     | G    | Nate Gilliam        | Released from Practice Squad                                |
|       | WR   | Damion Willis         | Signed to Practice Squad   |      |                     |   |
| 12/27 | WR   | Anthony Miller        | Placed on Practice Squad/COVID 19 List                           | S    | Karl Joseph         | Placed on Practice Squad/COVID 19 List                      |
| 12/25 | P    | Corliss Waitman       | Signed to the 53-man roster                                      | P    | Cameron Nizialek    | Signed to Practice Squad                                    |
|       | P    | Cameron Nizialek      | Elevated to Active/Inactive Roster                               | G    | Rashaad Coward      | Elevated to Active/Inactive Roster as COVID-19 Replacements |
|       | RB   | Trey Edmunds          | Elevated to Active/Inactive Roster as COVID-19 Replacements      | LB   | John Simon          | Elevated to Active/Inactive Roster as COVID-19 Replacements |
|       | C    | J.C. Hassenauer       | Activated from Reserve/Injured List                              | WR   | Steven Sims Sr.     | Placed on Practice Squad/COVID 19 List                      |
| 12/23 | RB   | Anthony McFarland Jr. | Placed on Reserve/COVID 19 List                                  | DL   | Isaiah Buggs        | Placed on Reserve/COVID 19 List                             |
| 12/22 | LB   | Devin Bush            | Placed on Reserve/COVID 19 List                                  | LB   | Marcus Allen        | Placed on Reserve/COVID 19 List                             |
|       | T    | Zach Banner           | Placed on Reserve/COVID 19 List                                  |      |                     |   |
| 12/21 | G    | Nate Gilliam          | Signed to Practice Squad   |      |                     |   |
| 12/20 | DB   | Isaiah Johnson        | Released from Practice Squad                                     | DB   | Linden Stephens     | Activated from the Practice Squad/COVID list                |
|       | G    | Malcolm Pridgeon      | Placed on Practice Squad/COVID 19 List                           |      |                     |   |
| 12/18 | G    | Rashaad Coward        | Elevated to Active/Inactive Roster                               |      |                     |   |
| 12/15 | G    | B.J. Finney           | Placed on Reserve/Injured List                                   |      |                     |   |
| 12/14 | DB   | Isaiah Johnson        | Signed to Practice Squad   |      |                     |   |
| 12/13 | T    | Joe Haeg              | Activated from the Reserve/COVID list                            | LB   | John Simon          | Signed to Practice Squad                                    |
|       | K    | Sam Sloman            | Released from Practice Squad                                     | DB   | Linden Stephens     | Placed on Practice Squad/COVID 19 List                      |
| 12/10 | LS   | Rex Sunahara          | Released from Practice Squad                                     | K    | Druie Chrisman      | Released from Practice Squad                                |
|       | DB   | Linden Stephens       | Signed to Practice Squad   | WR   | Tyler Vaughns       | Signed to Practice Squad                                    |
| 12/9  | T    | Chaz Green            | Elevated to the Active/Inactive Roster                           | G    | Rashaad Coward      | Elevated to the Active/Inactive Roster                      |
| 12/8  | P    | Druie Chrisman        | Signed to Practice Squad   | LS   | Rex Sunahara        | Signed to Practice Squad                                    |
|       | DB   | Linden Stephens       | Released from Practice Squad                                     | WR   | Tyler Vaughns       | Released from Practice Squad                                |
| 12/6  | LB   | Robert Spillane       | Activated from the Reserve/COVID list                            |      |                     |   |
| 12/4  | LB   | T.J. Watt             | Activated from the Reserve/COVID list                            | DT   | Carlos Davis        | Activated from the Reserve/Injured list                     |
|       | OL   | Chaz Green            | Elevated to the Active/Inactive Roster as a COVID-19 replacement |      |                     |   |
| 12/2  | LB   | Robert Spillane       | Placed on Reserve/COVID 19 List                                  |      |                     |   |
| 12/1  | WR   | Ray-Ray McCloud III   | Activated from the Reserve/COVID list                            | OT   | Joe Haeg            | Placed on Reserve/COVID 19 List                             |
| 11/30 | DT   | Montrevious Adams     | Signed to the 53-man roster                                      |      |                     |   |
| 11/29 | LB   | T.J. Watt             | Placed on Reserve/COVID 19 List                                  |      |                     |   |
|       | WR   | John Leglue           | Promoted to 53-man Roster  | DL   | Daniel Archibong    | Elevated to the Active/Inactive Roster                      |
| 11/27 | WR   | Anthony Miller        | Elevated to the Active/Inactive Roster                           | K    | Sam Sloman          | Signed to Practice Squad                                    |
|       | G    | J.C. Hassenauer       | Placed on Reserve/Injured List                                   | TE   | Eric Ebron          | Placed on Reserve/Injured List                              |
| 11/25 | S    | Minkah Fitzpatrick    | Activated from the Reserve/COVID-19 List                         |      |                     |   |

|       |    |                     |   |    |                       |  |
|-------|----|---------------------|---|----|-----------------------|--|
| 11/23 | TE | Kevin Rader         | Promoted to 53-man Roster                             | G  | Rashaad Coward        | Signed to Practice Squad   |
|       | TE | Jace Sternberger    | Signed to Practice Squad                              | WR | Ray-Ray McCloud III   | Placed on Reserve/COVID-19 List                                  |
| 11/20 | QB | Ben Roethlisberger  | Activated from the Reserve/COVID-19 List              | S  | Karl Joseph           | Elevated to the Active/Inactive Roster as a COVID-19 replacement |
|       | DL | Daniel Archibong    | Elevated to the Active/Inactive Roster                | LB | Delontae Scott        | Elevated to the Active/Inactive Roster                           |
|       | G  | Kevin Dotson        | Placed on Reserve/Injured List                        |    |                       |  |
| 11/15 | S  | Minkah Fitzpatrick  | Placed on Reserve/COVID-19 List                       | QB | James Morgan          | Signed to Practice Squad   |
|       | NT | Isaiah Mack         | Released from Practice Squad                          |    |                       |  |
| 11/14 | QB | Ben Roethlisberger  | Placed on Reserve/COVID-19 List                       |    |                       |  |
| 11/13 | WR | Steven Sims Sr.     | Elevated to the Active/Inactive Roster                |    |                       |  |
| 11/11 | LB | Jacob Tuitt-Mariner | Signed to Practice Squad                              |    |                       |  |
| 11/9  | K  | Josh Lambo          | Released from Practice Squad                          |    |                       |  |
| 11/8  | TE | Kevin Rader         | Elevated to the Active/Inactive Roster                |    |                       |  |
| 11/2  | LB | Taco Charlton       | Promoted to 53-man Roster                             | K  | Josh Lambo            | Signed to Practice Squad   |
|       | DT | Khalil Davis        | Signed to Practice Squad                              | DL | Chris Slayton         | Released from Practice Squad                                     |
|       | LB | Melvin Ingram III   | Traded to Kansas City for 2022 sixth-round draft pick |    |                       |  |
| 10/30 | DE | Taco Charlton       | Elevated to Active/Inactive Roster                    |    |                       |  |
| 10/16 | WR | JuJu Smith-Schuster | Reserve/Injured List                                  | OT | Zach Banner           | Elevated to Active/Inactive Roster                               |
|       | WR | JuJu Smith-Schuster | Placed on Reserve/Injured List                        | LT | Zach Banner           | Activated off Reserve/Injured Designated for Return List         |
| 10/13 | CB | Linden Stephens     | Signed to Practice Squad                              |    |                       |  |
| 10/12 | NT | Eli Ankou           | Released from Practice Squad                          | WR | Anthony Miller        | Signed to Practice Squad   |
|       | DT | Isaiah Mack         | Signed to Practice Squad                              |    |                       |  |
| 10/9  | G  | Rashaad Coward      | Released  | WR | Cody White            | Promoted to Active Roster  |
|       | S  | Karl Joseph         | Elevated to Active/Inactive Roster                    |    |                       |  |
| 10/4  | NT | Eli Ankou           | Signed to Practice Squad                              |    |                       |  |
| 10/2  | WR | Cody White          | Elevated to Active/Inactive Roster                    | OT | Chaz Green            | Elevated to Active/Inactive Roster                               |
| 9/28  | LB | Derrek Tuszka       | Promoted to Active Roster                             | LB | Jamir Jones           | Released   |
| 9/25  | LB | Derrek Tuszka       | Elevated to Active/Inactive Roster                    | WR | Cody White            | Elevated to Active/Inactive Roster                               |
| 9/20  | DL | Tyson Alualu        | Placed on Reserve/Injured List                        | DL | Henry Mondeaux        | Promoted to Active Roster  |
|       | LB | Taco Charlton       | Signed to Practice Squad                              |    |                       |  |
| 9/10  | LB | T.J. Watt           | Signed to five-year contract                          |    |                       |  |
| 9/3   | CB | Ahkello Witherspoon | Acquired from Seattle for 2023 fifth-round draft pick | DE | Henry Mondeaux        | Released   |
| 9/1   | WR | Rico Bussey         | Signed to Practice Squad                              | WR | Cody White            | Signed Practice Squad  |
|       | RB | Trey Edmunds        | Signed to Practice Squad                              | RB | Jaylen Samuels        | Signed Practice Squad  |
|       | OL | Chaz Green          | Signed Practice Squad                                 | OL | John Legue            | Signed Practice Squad  |
|       | TE | Kevin Rader         | Signed Practice Squad                                 | DB | Mark Gilbert          | Signed Practice Squad  |
|       | DB | Donovan Stiner      | Signed Practice Squad                                 | WR | Steven Sims Sr.       | Signed Practice Squad  |
|       | DL | Malcolm Pridgeon    | Signed Practice Squad                                 | LB | Derrek Tuszka         | Signed Practice Squad  |
|       | DL | Daniel Archibong    | Signed to Practice Squad                              | S  | Karl Joseph           | Signed Practice Squad  |
|       | OL | Zach Banner         | Reserve/Injured List                                  | RB | Anthony McFarland Jr. | Reserve/Injured List   |
|       | DE | Stephon Tuitt       | Reserve/Injured List                                  | G  | Rashaad Coward        | Promoted to Active/Inactive Roster                               |
|       | OL | B.J. Finney         | Promoted to Active/Inactive Roster                    | DB | Arthur Maulet         | Promoted to Active Roster  |
| 8/31  | WR | Rico Bussey         | Released  | WR | Cody White            | Released   |
|       | RB | Trey Edmunds        | Released  | RB | Jaylen Samuels        | Released   |
|       | G  | Rashaad Coward      | Released  | OL | B.J. Finney           | Released   |
|       | OL | Chaz Green          | Released  | OL | John Legue            | Released   |
|       | TE | Kevin Rader         | Released  | LB | Cassius Marsh         | Released   |
|       | LB | Quincy Roche        | Released  | LB | Jamar Watson          | Released   |
|       | DB | Mark Gilbert        | Released  | DB | Arthur Maulet         | Released   |
|       | DB | Donovan Stiner      | Released  | P  | Jordan Berry          | Released   |
|       | LS | Kameron Canaday     | Released  | QB | Joshua Dobbs          | Reserve/Injured List   |
| 8/28  | TE | Marcus Baugh        | Released  | RB | Tony Brooks-James     | Released   |
|       | CB | Shakur Brown        | Released  | DL | T.J. Carter           | Released   |
|       | WR | Anthony Johnson     | Released  | CB | Lafayette Pitts       | Released   |
|       | G  | Malcolm Pridgeon    | Released  | WR | Mathew Sexton         | Released   |
|       | S  | Lamont Wade         | Released  |    |                       |  |
| 8/24  | S  | Antoine Brooks Jr.  | Waived/Injured  | LB | Calvin Bundance       | Released   |
|       | RB | Pete Guerriero      | Released  | OL | Aviante Collins       | Released   |
|       | WR | Tyler Simmons       | Released  |    |                       |  |
| 8/17  | K  | Sam Sloman          | Released  | DB | Stephen Denmark       | Released   |
|       | DL | Abdullah Anderson   | Released  | OL | Brandon Walton        | Released   |
|       | WR | Isaiah McKoy        | Released  |    |                       |  |
| 8/14  | LB | Tegray Scales       | Waived  | LB | Joe Schobert          | Acquired from Jacksonville for a 2022 sixth-round draft pick     |
|       |    |                     |   | G  | Malcolm Pridgeon      | Signed   |
| 8/9   | DL | Calvin Taylor       | Waived/Injured  |    |                       |  |
| 8/8   | RB | Pete Guerriero      | Signed  |    |                       |  |
| 8/6   | DB | Lafayette Pitts     | Signed  |    |                       |  |
| 8/4   | OT | Anthony Coyle       | Waived/Injured  | DB | DeMarkus Acy          | Waived/Injured   |
| 8/3   | LB | Jarvis Miller       | Released  | RB | Tony Brooks-James     | Signed   |
| 7/30  | TE | Dax Raymond         | Waived/Injured  | TE | Marcus Baugh          | Signed   |
| 7/22  | LB | Calvin Bundance     | Signed  |    |                       |  |
| 7/21  | LB | Vince Williams      | Retired   | C  | Kendrick Green        | Signed   |
| 7/20  | OT | Chaz Green          | Signed to one-year contract                           | LB | Melvin Ingram III     | Signed to one-year contract                                      |
| 7/1   | DT | Demarcus Christmas  | Waived/Injured  | K  | Sam Sloman            | Signed to one-year contract                                      |
| 6/25  | G  | Trai Turner         | Signed to one-year contract                           |    |                       |  |
| 6/24  | G  | David DeCastro      | Released  |    |                       |  |
| 5/25  | TE | Pat Freiermuth      | Signed  | RB | Najee Harris          | Signed   |
| 5/18  | LB | Buddy Johnson       | Signed  | OT | Dan Moore Jr.         | Signed   |
| 5/15  | P  | Pressley Harvin III | Signed  | DB | Tre Norwood           | Signed   |
|       | LB | Quincy Roche        | Signed  | DE | Isaiahh Loudermilk    | Signed   |
| 5/7   | CB | Trevor Williams     | Waived  | S  | John Battle           | Waived   |
|       | S  | Arthur Maulet       | Signed to one-year contract                           |    |                       |  |
| 5/3   | P  | Corliss Waitman     | Waived  | TE | Charles Jones         | Waived   |
|       | CB | DeMarkus Acy        | Signed to one-year contract                           |    |                       |  |
| 5/1   | LB | Calvin Bundance     | Agreed to terms with undrafted rookie free agent      | LB | Jamar Watson          | Agreed to terms with undrafted rookie free agent                 |
|       | CB | Mark Gilbert        | Agreed to terms with undrafted rookie free agent      | CB | Shakur Brown          | Agreed to terms with undrafted rookie free agent                 |
|       | S  | Donovan Stiner      | Agreed to terms with undrafted rookie free agent      | S  | Lamont Wade           | Agreed to terms with undrafted rookie free agent                 |



|         |                     |  |    |                   |  |
|---------|---------------------|--|----|-------------------|--|
| WR      | Isaiah McKoy        | Agreed to terms with undrafted rookie free agent               | WR | Rico Bussey       | Agreed to terms with undrafted rookie free agent               |
| P       | Pressley Harvin III | Drafted in the 7th round of the 2021 NFL Draft (254th overall) | S  | Tre Norwood       | Drafted in the 7th round of the 2021 NFL Draft (245th overall) |
| LB      | Quincy Roche        | Drafted in the 6th round of the 2021 NFL Draft (216th overall) | DE | Isaiah Loudermilk | Drafted in the 5th round of the 2021 NFL Draft (156th overall) |
| LB      | Buddy Johnson       | Drafted in the 4th round of the 2021 NFL Draft (140th overall) | OT | Dan Moore Jr.     | Drafted in the 4th round of the 2021 NFL Draft (128th overall) |
| 4/30 OL | Kendrick Green      | Drafted in the 3rd round of the 2021 NFL Draft (87th overall)  | TE | Pat Freiermuth    | Drafted in the 2nd round of the 2021 NFL Draft (55th overall)  |
| 4/29 QB | Mason Rudolph       | Signed to one-year contract extension through 2022             | RB | Najee Harris      | Drafted in the 1st round of the 2021 NFL Draft (24th overall)  |
| 4/19 QB | Joshua Dobbs        | Signed to one-year contract                                    |    |                   |  |
| 4/15 LB | Vince Williams      | Signed to one-year contract                                    |    |                   |  |
| 4/9 DE  | T.J. Carter         | Signed   |    |                   |  |
| 4/7 LB  | Jamir Jones         | Signed   |    |                   |  |
| 4/1 DL  | Tyson Alualu        | Signed to two-year contract                                    |    |                   |  |
| 3/31 LB | Jarvis Miller       | Signed   | WR | Mathew Sexton     | Signed   |
| 3/30 OL | Rashaad Coward      | Signed to one-year contract                                    | RB | Kalen Ballage     | Signed to one-year contract                                    |
| 3/29 P  | Jordan Berry        | Signed to one-year contract                                    |    |                   |  |
| 3/24 LB | Robert Spillane     | Signed to one-year contract                                    | OL | Joe Haeg          | Signed to one-year contract                                    |
| DB      | Miles Killebrew     | Signed to one-year contract                                    | LB | Cassius Marsh     | Signed to one-year contract                                    |
| 3/23 CB | Steven Nelson       | Terminated contract  |    |                   |  |
| 3/22 WR | Tyler Simmons       | Signed to one-year contract                                    | DE | Chris Wormley     | Signed to two-year contract                                    |
| 3/20 CB | Cameron Sutton      | Signed to two-year contract                                    |    |                   |  |
| 3/19 WR | JuJu Smith-Schuster | Signed to one-year contract                                    |    |                   |  |
| 3/18 OL | Zach Banner         | Signed to two-year contract                                    |    |                   |  |
| 3/16 LB | Vince Williams      | Terminated contract  |    |                   |  |
| 3/12 OL | B.J. Finney         | Signed to one-year contract                                    |    |                   |  |
| 3/11 WR | Ray-Ray McCloud III | Signed to one-year contract                                    |    |                   |  |
| 3/9 LB  | Marcus Allen        | Signed to one-year contract                                    |    |                   |  |
| 3/8 OL  | J.C. Hassenauer     | Signed to one-year contract                                    |    |                   |  |
| 2/12 C  | Maurkice Pouncey    | Retired  |    |                   |  |
| 2/2 OT  | Aviante Collins     | Signed Reserve/Future contract                                 |    |                   |  |
| 1/22 TE | Vance McDonald      | Retired  |    |                   |  |



# 2021 Steelers

✦ **Updated Bios / Supplemental Bios**





**BORN:** Jul. 24, 1995 (26)

NFL EXPERIENCE: 5th year

| DATE       | TEAM     | TACKLES |    |    |    |    |                                       |     |     |     |     | INTERCEPTIONS |     |    |    | O. FUMB |    |    |    | ST  |    |   |   | MISC |    |   |
|------------|----------|---------|----|----|----|----|---------------------------------------|-----|-----|-----|-----|---------------|-----|----|----|---------|----|----|----|-----|----|---|---|------|----|---|
|            |          | GP      | GS | TK | S  | A  | TFL                                   | YDS | SK  | YDS | QBH | NO            | YDS | LG | TD | PD      | FF | FR | TD | YDS | TK | S | A | FF   | FR | S |
| 2017       | Packers  | 7       | 0  | 2  | 1  | 1  | 0                                     | 0   | 0.0 | 0.0 | 1   | 0             | 0   | 0  | 0  | 0       | 0  | 0  | 0  | 0   | 0  | 0 | 0 | 0    | 0  | 0 |
| 2018       | Packers  | 16      | 1  | 20 | 11 | 9  | 1                                     | 2   | 1.5 | 3.5 | 0   | 0             | 0   | 0  | 0  | 0       | 1  | 1  | 0  | 0   | 0  | 0 | 0 | 0    | 0  | 0 |
| 2019       | Packers  | 14      | 2  | 11 | 4  | 7  | 0                                     | 0   | 0.0 | 0.0 | 2   | 0             | 0   | 0  | 0  | 3       | 0  | 1  | 0  | 0   | 0  | 0 | 0 | 0    | 0  | 0 |
| 2020       | Packers  | 8       | 0  | 11 | 6  | 5  | 2                                     | 1   | 0.0 | 0.0 | 0   | 0             | 0   | 0  | 0  | 0       | 0  | 0  | 0  | 0   | 0  | 0 | 0 | 0    | 0  | 0 |
| 2021       | Patriots | 0       | 0  | 0  | 0  | 0  | 0                                     | 0   | 0.0 | 0.0 | 0   | 0             | 0   | 0  | 0  | 0       | 0  | 0  | 0  | 0   | 0  | 0 | 0 | 0    | 0  | 0 |
| 2021       | Saints   | 5       | 1  | 7  | 1  | 6  | Went from New England to New Orleans. |     |     |     |     |               |     |    |    |         |    |    | 0  | 0   | 0  | 0 | 0 | 0    | 0  | 0 |
| 2021       | Steelers | 5       | 3  | 8  | 6  | 2  | 1                                     | 3   | 0.0 | 0.0 | 3   | 0             | 0   | 0  | 1  | 0       | 0  | 0  | 0  | 0   | 0  | 0 | 0 | 0    | 0  | 0 |
| 2021       | TOTAL    | 10      | 4  | 15 | 7  | 8  | 2                                     | 5   | 0.0 | 0.0 | 3   | 0             | 0   | 0  | 2  | 0       | 0  | 0  | 0  | 0   | 0  | 0 | 0 | 0    | 0  | 0 |
| NFL TOTALS |          | 55      | 7  | 59 | 29 | 30 | 5                                     | 8   | 1.5 | 3.5 | 6   | 0             | 0   | 0  | 0  | 5       | 5  | 1  | 1  | 0   | 0  | 0 | 0 | 0    | 0  | 0 |

[illegible]

|                 |   |
|-----------------|---|
| Total Tackles   | 7 vs. Detroit Lions, Dec 30, 2018<br>5 at Los Angeles Chargers, Nov 03, 2019                      |
| Sacks           | 1.0 vs. Miami Dolphins, Nov 11, 2018<br>0.5 at Chicago Bears, Dec 16, 2018                        |
| Passes Defensed | 1 vs. Carolina Panthers, Nov 10, 2019<br>1 at Kansas City Chiefs, Oct 27, 2019<br>...1 more at 1. |

|                   |                                       |
|-------------------|---------------------------------------|
| Forced Fumbles    | 1 at Chicago Bears, Dec 16, 2018      |
| Fumble Recoveries | 1 vs. Carolina Panthers, Nov 10, 2019 |
| Tackles For Loss  | 2 at New York Jets, Dec 23, 2018      |
|                   | 2 at Chicago Bears, Dec 16, 2018      |

|               |   |                  |                                       |
|---------------|---|------------------|---------------------------------------|
| Total Tackles | 2 at Kansas City Chiefs, Jan 16, 2022   | Tackles For Loss | 1 at Kansas City Chiefs, Jan 16, 2022 |
| Sacks         | 1.0 at Kansas City Chiefs, Jan 16, 2022 |                  |                                       |

|                               |               | TACKLES |                  |   |   |     |     |     |     | INTERCEPTIONS |    |     |    | F. PUMB |    |    |    | ST |     |    |   | MISC |    |    |   |   |     |        |
|-------------------------------|---------------|---------|------------------|---|---|-----|-----|-----|-----|---------------|----|-----|----|---------|----|----|----|----|-----|----|---|------|----|----|---|---|-----|--------|
| DATE                          | OPPONENT      | P/S     | TK               | S | A | SK  | YDS | TFL | YDS | QBH           | NO | YDS | LG | TD      | PD | FF | FR | TD | YDS | TK | S | A    | FF | FR | S | A | W/L | SCORE  |
| 09/12                         | Dolphins      |         | DID NOT PLAY     |   |   |     |     |     |     |               |    |     |    |         |    |    |    |    |     |    |   |      |    |    |   |   | L   | 16-17  |
| Went from Patriots to Saints. |               |         |                  |   |   |     |     |     |     |               |    |     |    |         |    |    |    |    |     |    |   |      |    |    |   |   |     |        |
| 09/19                         | at Panthers   |         | ON INACTIVE LIST |   |   |     |     |     |     |               |    |     |    |         |    |    |    |    |     |    |   |      |    |    |   |   | L   | 7-26   |
| 09/26                         | at Patriots   | P       | 1                | 0 | 1 | 0.0 | 0.0 | 0   | 0   | 0             | 0  | 0   | 0  | 0       | 0  | 0  | 0  | 0  | 0   | 0  | 0 | 0    | 0  | 0  | 0 | 0 | W   | 28-13  |
| 10/03                         | Giants        |         | ON INACTIVE LIST |   |   |     |     |     |     |               |    |     |    |         |    |    |    |    |     |    |   |      |    |    |   |   | L   | 21-27+ |
| 10/10                         | at Washington | P       | 3                | 1 | 2 | 0.0 | 0.0 | 0   | 1   | 2             | 0  | 0   | 0  | 0       | 0  | 1  | 0  | 0  | 0   | 0  | 0 | 0    | 0  | 0  | 0 | 0 | W   | 33-22  |
| 10/25                         | at Seahawks   | S       | 2                | 0 | 2 | 0.0 | 0.0 | 0   | 0   | 0             | 0  | 0   | 0  | 0       | 0  | 0  | 0  | 0  | 0   | 0  | 0 | 0    | 0  | 0  | 0 | 0 | W   | 13-10  |
| 10/31                         | Buccaneers    | P       | 1                | 0 | 1 | 0.0 | 0.0 | 0   | 0   | 0             | 0  | 0   | 0  | 0       | 0  | 0  | 0  | 0  | 0   | 0  | 0 | 0    | 0  | 0  | 0 | 0 | W   | 36-27  |
| 11/07                         | Falcons       |         | ON INACTIVE LIST |   |   |     |     |     |     |               |    |     |    |         |    |    |    |    |     |    |   |      |    |    |   |   | L   | 25-27  |
| 11/14                         | at Titans     | P       | 0                | 0 | 0 | 0.0 | 0.0 | 0   | 0   | 0             | 0  | 0   | 0  | 0       | 0  | 0  | 0  | 0  | 0   | 0  | 0 | 0    | 0  | 0  | 0 | 0 | L   | 21-23  |
| 11/21                         | at Eagles     |         | PRACTICE SQUAD   |   |   |     |     |     |     |               |    |     |    |         |    |    |    |    |     |    |   |      |    |    |   |   | L   | 29-40  |
| 11/25                         | Bills         |         | PRACTICE SQUAD   |   |   |     |     |     |     |               |    |     |    |         |    |    |    |    |     |    |   |      |    |    |   |   | L   | 6-31   |
| Went from Saints to Steelers. |               |         |                  |   |   |     |     |     |     |               |    |     |    |         |    |    |    |    |     |    |   |      |    |    |   |   |     |        |
| 12/05                         | Ravens        | S       | 2                | 1 | 1 | 0.0 | 0.0 | 0   | 0   | 0             | 0  | 0   | 0  | 0       | 0  | 0  | 0  | 0  | 0   | 0  | 0 | 0    | 0  | 0  | 0 | 0 | W   | 20-19  |
| 12/09                         | at Vikings    | P       | 2                | 1 | 1 | 0.0 | 0.0 | 1   | 3   | 2             | 0  | 0   | 0  | 0       | 0  | 0  | 0  | 0  | 0   | 0  | 0 | 0    | 0  | 0  | 0 | 0 | L   | 28-36  |
| 12/19                         | Titans        |         | RESERVE/COVID-19 |   |   |     |     |     |     |               |    |     |    |         |    |    |    |    |     |    |   |      |    |    |   |   | W   | 19-13  |
| 12/26                         | at Chiefs     | P       | 2                | 2 | 0 | 0.0 | 0.0 | 0   | 0   | 1             | 0  | 0   | 0  | 0       | 0  | 0  | 0  | 0  | 0   | 0  | 0 | 0    | 0  | 0  | 0 | 0 | L   | 10-36  |
| 01/03                         | Browns        | S       | 0                | 0 | 0 | 0.0 | 0.0 | 0   | 0   | 0             | 0  | 0   | 0  | 0       | 0  | 0  | 0  | 0  | 0   | 0  | 0 | 0    | 0  | 0  | 0 | 0 | W   | 26-14  |
| 01/09                         | at Ravens     | S       | 2                | 2 | 0 | 0.0 | 0.0 | 0   | 0   | 0             | 0  | 0   | 0  | 0       | 0  | 0  | 0  | 0  | 0   | 0  | 0 | 0    | 0  | 0  | 0 | 0 | W   | 16-13+ |
| 2021 TOTALS                   |               | 10-4    | 15               | 7 | 8 | 0.0 | 0.0 | 2   | 5   | 3             | 0  | 0   | 0  | 0       | 2  | 0  | 0  | 0  | 0   | 0  | 0 | 0    | 0  | 0  | 0 | 0 | 8-9 |        |
| + Overtime                    |               |         |                  |   |   |     |     |     |     |               |    |     |    |         |    |    |    |    |     |    |   |      |    |    |   |   |     |        |

2020 GAME-BY-GAME REGULAR-SEASON STATISTICS (PACKERS)

| DATE        | OPPONENT      | P/S | TACKLES |    |   |     |     |     |     | INTERCEPTIONS |                      |     |    | O. FUMB |    |    | ST |    |     | MISC |   | W/L | SCORE |   |    |    |      |        |
|-------------|---------------|-----|---------|----|---|-----|-----|-----|-----|---------------|----------------------|-----|----|---------|----|----|----|----|-----|------|---|-----|-------|---|----|----|------|--------|
|             |               |     | TK      | S  | A | SK  | YDS | TFL | YDS | QBH           | NO                   | YDS | LG | TD      | PD | FF | FR | TD | YDS | TK   | S |     |       | A | FF | FR | S    | A      |
| 09/13       | at Vikings    |     |         |    |   |     |     |     |     |               | GAME INACTIVE/INJURY |     |    |         |    |    |    |    |     |      |   |     |       |   |    |    | W    | 43-34  |
| 09/20       | Lions         | P   | 1       | 0  | 1 | 0.0 | 0.0 | 0   | 0   | 0             | 0                    | 0   | 0  | 0       | 0  | 0  | 0  | 0  | 0   | 0    | 0 | 0   | 0     | 0 | 0  | 0  | W    | 42-21  |
| 09/27       | at Saints     | P   | 1       | 0  | 1 | 0.0 | 0.0 | 0   | 0   | 0             | 0                    | 0   | 0  | 0       | 0  | 0  | 0  | 0  | 0   | 0    | 0 | 0   | 0     | 0 | 0  | 0  | W    | 37-30  |
| 10/05       | Falcons       | P   | 1       | 0  | 1 | 0.0 | 0.0 | 0   | 0   | 0             | 0                    | 0   | 0  | 0       | 0  | 0  | 0  | 0  | 0   | 0    | 0 | 0   | 0     | 0 | 0  | 0  | W    | 30-16  |
| 10/18       | at Buccaneers | P   | 4       | 3  | 1 | 0.0 | 0.0 | 1   | 0   | 0             | 0                    | 0   | 0  | 0       | 0  | 0  | 0  | 0  | 0   | 0    | 0 | 0   | 0     | 0 | 0  | 0  | L    | 10-38  |
| 10/25       | at Texans     | P   | 1       | 0  | 1 | 0.0 | 0.0 | 0   | 0   | 0             | 0                    | 0   | 0  | 0       | 0  | 0  | 0  | 0  | 0   | 0    | 0 | 0   | 0     | 0 | 0  | 0  | W    | 35-20  |
| 11/01       | Vikings       | P   | 0       | 0  | 0 | 0.0 | 0.0 | 0   | 0   | 0             | 0                    | 0   | 0  | 0       | 0  | 0  | 0  | 0  | 0   | 0    | 0 | 0   | 0     | 0 | 0  | 0  | L    | 22-28  |
| 11/05       | at 49ers      | P   | 2       | 2  | 0 | 0.0 | 0.0 | 1   | 1   | 0             | 0                    | 0   | 0  | 0       | 0  | 0  | 0  | 0  | 0   | 0    | 0 | 0   | 0     | 0 | 0  | 0  | W    | 34-17  |
| 11/15       | Jaguars       | P   | 1       | 1  | 0 | 0.0 | 0.0 | 0   | 0   | 0             | 0                    | 0   | 0  | 0       | 0  | 0  | 0  | 0  | 0   | 0    | 0 | 0   | 0     | 0 | 0  | 0  | W    | 24-20  |
| 11/22       | at Colts      |     |         |    |   |     |     |     |     |               | GAME INACTIVE/INJURY |     |    |         |    |    |    |    |     |      |   |     |       |   |    |    | L    | 31-34+ |
| 11/29       | Bears         |     |         |    |   |     |     |     |     |               | INJURED RESERVE      |     |    |         |    |    |    |    |     |      |   |     |       |   |    |    | W    | 41-25  |
| 12/06       | Eagles        |     |         |    |   |     |     |     |     |               | INJURED RESERVE      |     |    |         |    |    |    |    |     |      |   |     |       |   |    |    | W    | 30-16  |
| 12/13       | at Lions      |     |         |    |   |     |     |     |     |               | INJURED RESERVE      |     |    |         |    |    |    |    |     |      |   |     |       |   |    |    | W    | 31-24  |
| 12/19       | Panthers      |     |         |    |   |     |     |     |     |               | INJURED RESERVE      |     |    |         |    |    |    |    |     |      |   |     |       |   |    |    | W    | 24-16  |
| 12/27       | Titans        |     |         |    |   |     |     |     |     |               | INJURED RESERVE      |     |    |         |    |    |    |    |     |      |   |     |       |   |    |    | W    | 40-14  |
| 01/03       | at Bears      |     |         |    |   |     |     |     |     |               | INJURED RESERVE      |     |    |         |    |    |    |    |     |      |   |     |       |   |    |    | W    | 35-16  |
| 2020 TOTALS |               |     | 8-0     | 11 | 6 | 5   | 0.0 | 0.0 | 2   | 1             | 0                    | 0   | 0  | 0       | 0  | 0  | 0  | 0  | 0   | 0    | 0 | 0   | 0     | 0 | 0  | 0  | 13-3 |        |
| + Overtime  |               |     |         |    |   |     |     |     |     |               |                      |     |    |         |    |    |    |    |     |      |   |     |       |   |    |    |      |        |

+ Overtime

2019 GAME-BY-GAME REGULAR-SEASON STATISTICS (PACKERS)

| DATE        | OPPONENT    | P/S | TACKLES              |    |   |     |     |     |     | INTERCEPTIONS |    |     |    | O. FUMB |    |    | ST |    |     |    | MISC |   | W/L | SCORE |       |      |       |
|-------------|-------------|-----|----------------------|----|---|-----|-----|-----|-----|---------------|----|-----|----|---------|----|----|----|----|-----|----|------|---|-----|-------|-------|------|-------|
|             |             |     | TK                   | S  | A | SK  | YDS | TFL | YDS | QBH           | NO | YDS | LG | TD      | PD | FF | FR | TD | YDS | TK | S    | A |     |       | FF    | FR   | S     |
| 09/05       | at Bears    | S   | 1                    | 1  | 0 | 0.0 | 0.0 | 0   | 0   | 0             | 0  | 0   | 0  | 0       | 0  | 0  | 0  | 0  | 0   | 0  | 0    | 0 | 0   | 0     | 0     | W    | 10-3  |
| 09/15       | Vikings     | S   | 1                    | 0  | 1 | 0.0 | 0.0 | 0   | 0   | 0             | 0  | 0   | 0  | 0       | 0  | 0  | 0  | 0  | 0   | 0  | 0    | 0 | 0   | 0     | 0     | W    | 21-16 |
| 09/22       | Broncos     |     | GAME INACTIVE/INJURY |    |   |     |     |     |     |               |    |     |    |         |    |    |    |    |     |    |      |   |     | W     | 27-16 |      |       |
| 09/26       | Eagles      |     | GAME INACTIVE/INJURY |    |   |     |     |     |     |               |    |     |    |         |    |    |    |    |     |    |      |   |     | L     | 27-34 |      |       |
| 10/06       | at Cowboys  | P   | 0                    | 0  | 0 | 0.0 | 0.0 | 0   | 0   | 0             | 0  | 0   | 0  | 0       | 0  | 0  | 0  | 0  | 0   | 0  | 0    | 0 | 0   | 0     | 0     | W    | 34-24 |
| 10/14       | Lions       | P   | 0                    | 0  | 0 | 0.0 | 0.0 | 0   | 0   | 0             | 0  | 0   | 0  | 1       | 0  | 0  | 0  | 0  | 0   | 0  | 0    | 0 | 0   | 0     | 0     | W    | 23-22 |
| 10/20       | Raiders     | P   | 2                    | 1  | 1 | 0.0 | 0.0 | 0   | 0   | 0             | 0  | 0   | 0  | 0       | 0  | 0  | 0  | 0  | 0   | 0  | 0    | 0 | 0   | 0     | 0     | W    | 42-24 |
| 10/27       | at Chiefs   | P   | 0                    | 0  | 0 | 0.0 | 0.0 | 0   | 0   | 0             | 0  | 0   | 0  | 1       | 0  | 0  | 0  | 0  | 0   | 0  | 0    | 0 | 0   | 0     | 0     | W    | 31-24 |
| 11/03       | at Chargers | P   | 3                    | 1  | 2 | 0.0 | 0.0 | 0   | 0   | 0             | 0  | 0   | 0  | 0       | 0  | 0  | 0  | 0  | 0   | 0  | 0    | 0 | 0   | 0     | 0     | L    | 11-26 |
| 11/10       | Panthers    | P   | 2                    | 1  | 1 | 0.0 | 0.0 | 0   | 0   | 0             | 0  | 0   | 0  | 1       | 0  | 1  | 0  | 0  | 0   | 0  | 0    | 0 | 0   | 0     | 0     | W    | 24-16 |
| 11/24       | at 49ers    | P   | 1                    | 0  | 1 | 0.0 | 0.0 | 0   | 0   | 0             | 0  | 0   | 0  | 0       | 0  | 0  | 0  | 0  | 0   | 0  | 0    | 0 | 0   | 0     | 0     | L    | 8-37  |
| 12/01       | at Giants   | P   | 1                    | 0  | 1 | 0.0 | 0.0 | 0   | 0   | 0             | 0  | 0   | 0  | 0       | 0  | 0  | 0  | 0  | 0   | 0  | 0    | 0 | 0   | 0     | 0     | W    | 31-13 |
| 12/08       | Reskins     | P   | 0                    | 0  | 0 | 0.0 | 0.0 | 0   | 0   | 0             | 0  | 0   | 0  | 0       | 0  | 0  | 0  | 0  | 0   | 0  | 0    | 0 | 0   | 0     | 0     | W    | 20-15 |
| 12/15       | Bears       | P   | 0                    | 0  | 0 | 0.0 | 0.0 | 0   | 0   | 0             | 0  | 0   | 0  | 0       | 0  | 0  | 0  | 0  | 0   | 0  | 0    | 0 | 0   | 0     | 0     | W    | 21-13 |
| 12/23       | at Vikings  | P   | 0                    | 0  | 0 | 0.0 | 0.0 | 0   | 0   | 0             | 0  | 0   | 0  | 0       | 0  | 0  | 0  | 0  | 0   | 0  | 0    | 0 | 0   | 0     | 0     | W    | 23-10 |
| 12/29       | at Lions    | P   | 0                    | 0  | 0 | 0.0 | 0.0 | 0   | 0   | 0             | 0  | 0   | 0  | 0       | 0  | 0  | 0  | 0  | 0   | 0  | 0    | 0 | 0   | 0     | 0     | W    | 23-20 |
| 2019 TOTALS |             |     | 14-2                 | 11 | 4 | 7   | 0.0 | 0.0 | 0   | 0             | 0  | 0   | 0  | 0       | 3  | 0  | 1  | 0  | 0   | 0  | 0    | 0 | 0   | 0     | 0     | 13-3 |       |

2018 GAME-BY-GAME REGULAR-SEASON STATISTICS (PACKERS)

| DATE        | OPPONENT    | P/S | TACKLES |    |    |     |     |     |     | INTERCEPTIONS |    |     |    | O. FUMB |    |    |    | ST |     |    |   | MISC |    | W/L | SCORE |       |        |
|-------------|-------------|-----|---------|----|----|-----|-----|-----|-----|---------------|----|-----|----|---------|----|----|----|----|-----|----|---|------|----|-----|-------|-------|--------|
|             |             |     | TK      | S  | A  | SK  | YDS | TFL | YDS | QBH           | NO | YDS | LG | TD      | PD | FF | FR | TD | YDS | TK | S | A    | FF |     |       | FR    | S      |
| 09/09       | Bears       | P   | 1       | 1  | 0  | 0.0 | 0.0 | 0   | 0   | 0             | 0  | 0   | 0  | 0       | 0  | 0  | 0  | 0  | 0   | 0  | 0 | 0    | 0  | 0   | 0     | W     | 24-23  |
| 09/16       | Vikings     | P   | 0       | 0  | 0  | 0.0 | 0.0 | 0   | 0   | 0             | 0  | 0   | 0  | 0       | 0  | 0  | 0  | 0  | 0   | 0  | 0 | 0    | 0  | 0   | 0     | T     | 29-29  |
| 09/23       | at Redskins | P   | 0       | 0  | 0  | 0.0 | 0.0 | 0   | 0   | 0             | 0  | 0   | 0  | 0       | 0  | 0  | 0  | 0  | 0   | 0  | 0 | 0    | 0  | 0   | 0     | L     | 17-31  |
| 09/30       | Bills       | P   | 0       | 0  | 0  | 0.0 | 0.0 | 0   | 0   | 0             | 0  | 0   | 0  | 0       | 0  | 0  | 0  | 0  | 0   | 0  | 0 | 0    | 0  | 0   | 0     | W     | 22-0   |
| 10/07       | at Lions    | P   | 0       | 0  | 0  | 0.0 | 0.0 | 0   | 0   | 0             | 0  | 0   | 0  | 0       | 0  | 0  | 0  | 0  | 0   | 0  | 0 | 0    | 0  | 0   | 0     | L     | 23-31  |
| 10/15       | 49ers       | P   | 0       | 0  | 0  | 0.0 | 0.0 | 0   | 0   | 0             | 0  | 0   | 0  | 0       | 0  | 0  | 0  | 0  | 0   | 0  | 0 | 0    | 0  | 0   | 0     | W     | 33-30  |
| 10/28       | at Rams     | P   | 1       | 0  | 1  | 0.0 | 0.0 | 0   | 0   | 0             | 0  | 0   | 0  | 0       | 0  | 0  | 0  | 0  | 0   | 0  | 0 | 0    | 0  | 0   | 0     | L     | 27-29  |
| 11/04       | at Patriots | P   | 0       | 0  | 0  | 0.0 | 0.0 | 0   | 0   | 0             | 0  | 0   | 0  | 0       | 0  | 0  | 0  | 0  | 0   | 0  | 0 | 0    | 0  | 0   | 0     | L     | 17-31  |
| 11/11       | Dolphins    | P   | 1       | 1  | 0  | 1.0 | 2.0 | 1   | 2   | 1             | 0  | 0   | 0  | 0       | 0  | 0  | 0  | 0  | 0   | 0  | 0 | 0    | 0  | 0   | 0     | W     | 31-12  |
| 11/15       | at Seahawks | P   | 0       | 0  | 0  | 0.0 | 0.0 | 0   | 0   | 0             | 0  | 0   | 0  | 0       | 0  | 0  | 0  | 0  | 0   | 0  | 0 | 0    | 0  | 0   | 0     | L     | 24-27  |
| 11/25       | at Vikings  | P   | 3       | 2  | 1  | 0.0 | 0.0 | 0   | 0   | 0             | 0  | 0   | 0  | 0       | 0  | 0  | 0  | 0  | 0   | 0  | 0 | 0    | 0  | 0   | 0     | L     | 17-24  |
| 12/02       | Cardinals   | P   | 1       | 1  | 0  | 0.0 | 0.0 | 0   | 0   | 0             | 0  | 0   | 0  | 0       | 0  | 0  | 0  | 0  | 0   | 0  | 0 | 0    | 0  | 0   | 0     | L     | 17-20  |
| 12/09       | Falcons     | P   | 1       | 1  | 0  | 0.0 | 0.0 | 0   | 0   | 0             | 0  | 0   | 0  | 0       | 0  | 0  | 0  | 0  | 0   | 0  | 0 | 0    | 0  | 0   | 0     | W     | 34-20  |
| 12/16       | at Bears    | P   | 3       | 2  | 1  | 0.5 | 1.5 | 0   | 0   | 1             | 0  | 0   | 0  | 0       | 1  | 0  | 0  | 0  | 0   | 0  | 0 | 0    | 0  | 0   | 0     | L     | 17-24  |
| 12/23       | at Jets     | S   | 2       | 0  | 2  | 0.0 | 0.0 | 0   | 0   | 0             | 0  | 0   | 0  | 0       | 0  | 0  | 0  | 0  | 0   | 0  | 0 | 0    | 0  | 0   | 0     | W     | 44-38+ |
| 12/30       | Lions       | P   | 7       | 3  | 4  | 0.0 | 0.0 | 0   | 0   | 0             | 0  | 0   | 0  | 0       | 0  | 0  | 0  | 0  | 0   | 0  | 0 | 0    | 0  | 0   | 0     | L     | 0-31   |
| 2018 TOTALS |             |     | 16-1    | 20 | 11 | 9   | 1.5 | 3.5 | 1   | 2             | 2  | 0   | 0  | 0       | 0  | 0  | 1  | 0  | 0   | 0  | 0 | 0    | 0  | 0   | 0     | 6-9-1 |        |
| + Overtime  |             |     |         |    |    |     |     |     |     |               |    |     |    |         |    |    |    |    |     |    |   |      |    |     |       |       |        |

+ Overtime

2017 GAME-BY-GAME REGULAR-SEASON STATISTICS (PACKERS)

| DATE        | OPPONENT    | P/S | TACKLES |   |   |     |     |     |     | INTERCEPTIONS |          |     |    | O. FUMB |    |    |    | ST |     |    |   | MISC |    | W/L | SCORE |        |   |
|-------------|-------------|-----|---------|---|---|-----|-----|-----|-----|---------------|----------|-----|----|---------|----|----|----|----|-----|----|---|------|----|-----|-------|--------|---|
|             |             |     | TK      | S | A | SK  | YDS | TFL | YDS | QBH           | NO       | YDS | LG | TD      | PD | FF | FR | TD | YDS | TK | S | A    | FF |     |       | FR     | S |
| 09/10       | Seahawks    |     |         |   |   |     |     |     |     |               | INACTIVE |     |    |         |    |    |    |    |     |    |   |      |    |     | W     | 17-9   |   |
| 09/17       | at Falcons  |     |         |   |   |     |     |     |     |               | INACTIVE |     |    |         |    |    |    |    |     |    |   |      |    |     | L     | 23-34  |   |
| 09/24       | Bengals     | P   | 0       | 0 | 0 | 0.0 | 0.0 | 0   | 0   | 0             | 0        | 0   | 0  | 0       | 0  | 0  | 0  | 0  | 0   | 0  | 0 | 0    | 0  | 0   | W     | 27-24+ |   |
| 09/28       | Bears       |     |         |   |   |     |     |     |     |               | INACTIVE |     |    |         |    |    |    |    |     |    |   |      |    |     | W     | 35-14  |   |
| 10/08       | at Cowboys  |     |         |   |   |     |     |     |     |               | INACTIVE |     |    |         |    |    |    |    |     |    |   |      |    |     | W     | 35-31  |   |
| 10/15       | at Vikings  |     |         |   |   |     |     |     |     |               | INACTIVE |     |    |         |    |    |    |    |     |    |   |      |    |     | L     | 10-23  |   |
| 10/22       | Saints      |     |         |   |   |     |     |     |     |               | INACTIVE |     |    |         |    |    |    |    |     |    |   |      |    |     | L     | 17-26  |   |
| 11/06       | Lions       | P   | 0       | 0 | 0 | 0.0 | 0.0 | 0   | 0   | 0             | 0        | 0   | 0  | 0       | 0  | 0  | 0  | 0  | 0   | 0  | 0 | 0    | 0  | 0   | L     | 17-30  |   |
| 11/12       | at Bears    | P   | 0       | 0 | 0 | 0.0 | 0.0 | 0   | 0   | 1             | 0        | 0   | 0  | 0       | 0  | 0  | 0  | 0  | 0   | 0  | 0 | 0    | 0  | 0   | W     | 23-16  |   |
| 11/19       | Ravens      |     |         |   |   |     |     |     |     |               | INACTIVE |     |    |         |    |    |    |    |     |    |   |      |    |     | L     | 0-23   |   |
| 11/26       | at Steelers | P   | 1       | 0 | 1 | 0.0 | 0.0 | 0   | 0   | 0             | 0        | 0   | 0  | 0       | 0  | 0  | 0  | 0  | 0   | 0  | 0 | 0    | 0  | 0   | L     | 28-31  |   |
| 12/03       | Buccaneers  |     |         |   |   |     |     |     |     |               | INACTIVE |     |    |         |    |    |    |    |     |    |   |      |    |     | W     | 26-20+ |   |
| 12/10       | at Browns   | P   | 1       | 1 | 0 | 0.0 | 0.0 | 0   | 0   | 0             | 0        | 0   | 0  | 0       | 0  | 0  | 0  | 0  | 0   | 0  | 0 | 0    | 0  | 0   | W     | 27-21+ |   |
| 12/17       | at Panthers |     |         |   |   |     |     |     |     |               | INACTIVE |     |    |         |    |    |    |    |     |    |   |      |    |     | L     | 24-31  |   |
| 12/23       | Vikings     | P   | 0       | 0 | 0 | 0.0 | 0.0 | 0   | 0   | 0             | 0        | 0   | 0  | 0       | 0  | 0  | 0  | 0  | 0   | 0  | 0 | 0    | 0  | 0   | L     | 0-16   |   |
| 12/31       | at Lions    | P   | 0       | 0 | 0 | 0.0 | 0.0 | 0   | 0   | 0             | 0        | 0   | 0  | 0       | 0  | 0  | 0  | 0  | 0   | 0  | 0 | 0    | 0  | 0   | L     | 11-35  |   |
| 2017 TOTALS |             |     | 7-0     | 2 | 1 | 1   | 0.0 | 0.0 | 0   | 0             | 1        | 0   | 0  | 0       | 0  | 0  | 0  | 0  | 0   | 0  | 0 | 0    | 0  | 0   | 7-9   |        |   |

2021 GAME-BY-GAME POSTSEASON STATISTICS (STEELERS)

|             |           |     | TACKLES |   |   |     |      |     |     |     | INTERCEPTIONS |     |    |    |    |    | O. FUMB |    |     |    | ST |   |    |    | MISC |   |     |       |
|-------------|-----------|-----|---------|---|---|-----|------|-----|-----|-----|---------------|-----|----|----|----|----|---------|----|-----|----|----|---|----|----|------|---|-----|-------|
| DATE        | OPPONENT  | P/S | TK      | S | A | SK  | YDS  | TFL | YDS | QBH | NO            | YDS | LG | TD | PD | FF | FR      | TD | YDS | TK | S  | A | FF | FR | S    | A | W/L | SCORE |
| 01/16       | at Chiefs | P   | 2       | 2 | 0 | 1.0 | 10.0 | 1   | 10  | 1   | 0             | 0   | 0  | 0  | 0  | 0  | 0       | 0  | 0   | 0  | 0  | 0 | 0  | 0  | 0    | 0 | L   | 21-42 |
| 2021 TOTALS |           | 1-0 | 2       | 2 | 0 | 1.0 | 10.0 | 1   | 10  | 1   | 0             | 0   | 0  | 0  | 0  | 0  | 0       | 0  | 0   | 0  | 0  | 0 | 0  | 0  | 0    | 0 | 0-1 |       |

2020 GAME-BY-GAME POSTSEASON STATISTICS (PACKERS)

|             |            |     | TACKLES |   |   |     |     |     |     |     | INTERCEPTIONS |     |    |    |    |    | O. FUMB |    |     |    | ST |   |    |    | MISC |   |     |       |  |
|-------------|------------|-----|---------|---|---|-----|-----|-----|-----|-----|---------------|-----|----|----|----|----|---------|----|-----|----|----|---|----|----|------|---|-----|-------|--|
| DATE        | OPPONENT   | P/S | TK      | S | A | SK  | YDS | TFL | YDS | QBH | NO            | YDS | LG | TD | PD | FF | FR      | TD | YDS | TK | S  | A | FF | FR | S    | A | W/L | SCORE |  |
| 01/16       | Rams       |     |         |   |   |     |     |     |     |     |               |     |    |    |    |    |         |    |     |    |    |   |    |    |      |   | W   | 32-18 |  |
| 01/24       | Buccaneers |     |         |   |   |     |     |     |     |     |               |     |    |    |    |    |         |    |     |    |    |   |    |    |      |   | L   | 26-31 |  |
| 2020 TOTALS |            |     | 0       | 0 | 0 | 0.0 | 0.0 | 0   | 0   | 0   | 0             | 0   | 0  | 0  | 0  | 0  | 0       | 0  | 0   | 0  | 0  | 0 | 0  | 0  | 0    | 0 | 1-1 |       |  |

2019 GAME-BY-GAME POSTSEASON STATISTICS (PACKERS)

|             |          |     | TACKLES |   |   |     |     |     |     |     | INTERCEPTIONS |     |    |    |    |    | O. FUMB |    |     | ST |   |   |    | MISC |   |   |     |       |  |
|-------------|----------|-----|---------|---|---|-----|-----|-----|-----|-----|---------------|-----|----|----|----|----|---------|----|-----|----|---|---|----|------|---|---|-----|-------|--|
| DATE        | OPPONENT | P/S | TK      | S | A | SK  | YDS | TFL | YDS | QBH | NO            | YDS | LG | TD | PD | FF | FR      | TD | YDS | TK | S | A | FF | FR   | S | A | W/L | SCORE |  |
| 01/12       | Seahawks | P   | 0       | 0 | 0 | 0.0 | 0.0 | 0   | 0   | 1   | 0             | 0   | 0  | 0  | 0  | 0  | 0       | 0  | 0   | 0  | 0 | 0 | 0  | 0    | 0 | 0 | W   | 28-23 |  |
| 01/19       | at 49ers | P   | 0       | 0 | 0 | 0.0 | 0.0 | 0   | 0   | 0   | 0             | 0   | 0  | 0  | 0  | 0  | 0       | 0  | 0   | 0  | 0 | 0 | 0  | 0    | 0 | 0 | L   | 20-37 |  |
| 2019 TOTALS |          |     | 2-0     | 0 | 0 | 0   | 0.0 | 0.0 | 0   | 0   | 1             | 0   | 0  | 0  | 0  | 0  | 0       | 0  | 0   | 0  | 0 | 0 | 0  | 0    | 0 | 0 | 0   | 1-1   |  |



MARCUS ALLEN

LINEBACKER

HEIGHT: 6-2 BIRTHPLACE Silver Spring, MD  
WEIGHT: 215 HOW ACQUIRED: D5a '18  
COLLEGE: Penn State NFL EXPERIENCE: 2nd year  
BORN: Aug. 7, 1996 (25)

MARCUS ALLEN'S NFL REGULAR SEASON DEFENSIVE STATISTICS

| DATE       | TEAM     | GP | GS | TK | S  | TACKLES |     |     |     |     | INTERCEPTIONS |    |     |    |    | O. FUMB |    |    |    |     | ST |   |   |    | MISC |   |   |
|------------|----------|----|----|----|----|---------|-----|-----|-----|-----|---------------|----|-----|----|----|---------|----|----|----|-----|----|---|---|----|------|---|---|
|            |          |    |    |    |    | A       | TFL | YDS | SK  | YDS | QBH           | NO | YDS | LG | TD | PD      | FF | FR | TD | YDS | TK | S | A | FF | FR   | S | A |
| 2018       | Steelers | 2  | 0  | 2  | 1  | 1       | 0   | 0   | 0.0 | 0.0 | 0             | 0  | 0   | 0  | 0  | 0       | 0  | 0  | 0  | 0   | 0  | 0 | 0 | 0  | 0    | 0 | 0 |
| 2019       | Steelers | 1  | 0  | 0  | 0  | 0       | 0   | 0   | 0.0 | 0.0 | 0             | 0  | 0   | 0  | 0  | 0       | 0  | 0  | 0  | 0   | 0  | 0 | 0 | 0  | 0    | 0 | 0 |
| 2020       | Steelers | 14 | 2  | 24 | 14 | 10      | 2   | 3   | 0.0 | 0.0 | 2             | 0  | 0   | 0  | 0  | 0       | 0  | 0  | 0  | 0   | 6  | 5 | 1 | 0  | 0    | 0 | 0 |
| 2021       | Steelers | 16 | 1  | 7  | 3  | 4       | 0   | 0   | 0.0 | 0.0 | 0             | 0  | 0   | 0  | 0  | 0       | 0  | 0  | 0  | 0   | 6  | 3 | 3 | 0  | 0    | 0 | 0 |
| NFL TOTALS |          | 33 | 3  | 33 | 18 | 15      | 2   | 3   | 0.0 | 0.0 | 2             | 0  | 0   | 0  | 0  | 0       | 0  | 0  | 0  | 0   | 12 | 8 | 4 | 0  | 0    | 0 | 0 |

MARCUS ALLEN'S NFL POSTSEASON DEFENSIVE STATISTICS

| DATE       | TEAM     | GP | GS | TACKLES |   |   |     |     |     |     | INTERCEPTIONS |    |     |    | O. FUMB |    |    |    | ST |     |    |   | MISC |    |    |
|------------|----------|----|----|---------|---|---|-----|-----|-----|-----|---------------|----|-----|----|---------|----|----|----|----|-----|----|---|------|----|----|
|            |          |    |    | TK      | S | A | TFL | YDS | SK  | YDS | QBH           | NO | YDS | LG | TD      | PD | FF | FR | TD | YDS | TK | S | A    | FF | FR |
| 2020       | Steelers | 1  | 0  | 0       | 0 | 0 | 0   | 0   | 0.0 | 0.0 | 0             | 0  | 0   | 0  | 0       | 0  | 0  | 0  | 0  | 0   | 0  | 0 | 0    | 0  | 0  |
| 2021       | Steelers | 1  | 0  | 1       | 0 | 1 | 0   | 0   | 0.0 | 0.0 | 0             | 0  | 0   | 0  | 0       | 0  | 0  | 0  | 0  | 1   | 0  | 1 | 0    | 0  | 0  |
| NFL TOTALS |          | 2  | 0  | 1       | 0 | 1 | 0   | 0   | 0.0 | 0.0 | 0             | 0  | 0   | 0  | 0       | 0  | 0  | 0  | 0  | 1   | 0  | 1 | 0    | 0  | 0  |

SINGLE-GAME HIGHS: DEFENSIVE

Total Tackles 8 at Buffalo Bills, Dec 13, 2020 Special Teams Tackles 3 at Baltimore Ravens, Jan 09, 2022  
7 at Cleveland Browns, Jan 03, 2021  
Tackles For Loss 1 at Cleveland Browns, Jan 03, 2021 2 vs. Houston Texans, Sep 27, 2020  
1 at Buffalo Bills, Dec 13, 2020

SINGLE-GAME HIGHS - POSTSEASON: DEFENSIVE

Total Tackles 1 at Kansas City Chiefs, Jan 16, 2022

2021 GAME-BY-GAME REGULAR-SEASON STATISTICS (STEELERS)


| DATE         | OPPONENT    | P/S  | TACKLES |   |   |     |     |     |     | INTERCEPTIONS    |    |     |    |    | O. FUMB |    |    | ST |     |    |   | MISC |    | W/L | SCORE |        |   |   |       |
|--------------|-------------|------|---------|---|---|-----|-----|-----|-----|------------------|----|-----|----|----|---------|----|----|----|-----|----|---|------|----|-----|-------|--------|---|---|-------|
|              |             |      | TK      | S | A | SK  | YDS | TFL | YDS | QBH              | NO | YDS | LG | TD | PD      | FF | FR | TD | YDS | TK | S | A    | FF |     |       | FR     | S | A |       |
| 09/12        | at Bills    | P    | 0       | 0 | 0 | 0.0 | 0.0 | 0   | 0   | 0                | 0  | 0   | 0  | 0  | 0       | 0  | 0  | 0  | 0   | 0  | 0 | 0    | 0  | 0   | W     | 23-16  |   |   |       |
| 09/19        | Raiders     | P    | 0       | 0 | 0 | 0.0 | 0.0 | 0   | 0   | 0                | 0  | 0   | 0  | 0  | 0       | 0  | 0  | 0  | 0   | 0  | 0 | 0    | 0  | 0   | L     | 17-26  |   |   |       |
| 09/26        | Bengals     | P    | 0       | 0 | 0 | 0.0 | 0.0 | 0   | 0   | 0                | 0  | 0   | 0  | 0  | 0       | 0  | 0  | 0  | 0   | 0  | 0 | 0    | 0  | 0   | L     | 10-24  |   |   |       |
| 10/03        | at Packers  | P    | 0       | 0 | 0 | 0.0 | 0.0 | 0   | 0   | 0                | 0  | 0   | 0  | 0  | 0       | 0  | 0  | 0  | 0   | 0  | 0 | 0    | 0  | 0   | L     | 17-27  |   |   |       |
| 10/10        | Broncos     | P    | 0       | 0 | 0 | 0.0 | 0.0 | 0   | 0   | 0                | 0  | 0   | 0  | 0  | 0       | 0  | 0  | 0  | 0   | 0  | 0 | 0    | 0  | 0   | W     | 27-19  |   |   |       |
| 10/17        | Seahawks    | P    | 0       | 0 | 0 | 0.0 | 0.0 | 0   | 0   | 0                | 0  | 0   | 0  | 0  | 0       | 0  | 0  | 0  | 0   | 0  | 0 | 0    | 0  | 0   | W     | 23-20+ |   |   |       |
| 10/31        | at Browns   | P    | 0       | 0 | 0 | 0.0 | 0.0 | 0   | 0   | 0                | 0  | 0   | 0  | 0  | 0       | 0  | 0  | 0  | 0   | 0  | 0 | 0    | 0  | 0   | W     | 15-10  |   |   |       |
| 11/08        | Bears       | P    | 0       | 0 | 0 | 0.0 | 0.0 | 0   | 0   | 0                | 0  | 0   | 0  | 0  | 0       | 0  | 0  | 0  | 0   | 0  | 0 | 0    | 0  | 0   | W     | 29-27  |   |   |       |
| 11/14        | Lions       | P    | 0       | 0 | 0 | 0.0 | 0.0 | 0   | 0   | 0                | 0  | 0   | 0  | 0  | 0       | 0  | 0  | 0  | 0   | 0  | 0 | 0    | 0  | 0   | T     | 16-16  |   |   |       |
| 11/21        | at Chargers | P    | 0       | 0 | 0 | 0.0 | 0.0 | 0   | 0   | 0                | 0  | 0   | 0  | 0  | 0       | 0  | 0  | 0  | 0   | 0  | 0 | 0    | 0  | 0   | L     | 37-41  |   |   |       |
| 11/28        | at Bengals  | P    | 0       | 0 | 0 | 0.0 | 0.0 | 0   | 0   | 0                | 0  | 0   | 0  | 0  | 0       | 0  | 0  | 0  | 0   | 0  | 0 | 0    | 0  | 0   | L     | 10-41  |   |   |       |
| 12/05        | Ravens      | P    | 0       | 0 | 0 | 0.0 | 0.0 | 0   | 0   | 0                | 0  | 0   | 0  | 0  | 0       | 0  | 0  | 0  | 0   | 0  | 0 | 0    | 0  | 0   | W     | 20-19  |   |   |       |
| 12/09        | at Vikings  | P    | 1       | 0 | 1 | 0.0 | 0.0 | 0   | 0   | 0                | 0  | 0   | 0  | 0  | 0       | 0  | 0  | 0  | 0   | 0  | 0 | 0    | 0  | 0   | L     | 28-36  |   |   |       |
| 12/19        | Titans      | P    | 1       | 1 | 0 | 0.0 | 0.0 | 0   | 0   | 0                | 0  | 0   | 0  | 0  | 0       | 0  | 0  | 0  | 0   | 0  | 0 | 0    | 0  | 0   | W     | 19-13  |   |   |       |
| 12/26        | at Chiefs   |      |         |   |   |     |     |     |     | RESERVE/COVID-19 |    |     |    |    |         |    |    |    |     |    |   |      |    |     |       |        |   | L | 10-36 |
| 01/03        | Browns      | S    | 4       | 2 | 2 | 0.0 | 0.0 | 0   | 0   | 0                | 0  | 0   | 0  | 0  | 0       | 0  | 0  | 0  | 1   | 0  | 1 | 0    | 0  | 0   | W     | 26-14  |   |   |       |
| 01/09        | at Ravens   | P    | 1       | 0 | 1 | 0.0 | 0.0 | 0   | 0   | 0                | 0  | 0   | 0  | 0  | 0       | 0  | 0  | 0  | 3   | 1  | 2 | 0    | 0  | 0   | W     | 16-13+ |   |   |       |
| 2021 TOTALS  |             | 16-1 | 7       | 3 | 4 | 0.0 | 0.0 | 0   | 0   | 0                | 0  | 0   | 0  | 0  | 0       | 0  | 0  | 0  | 6   | 3  | 3 | 0    | 0  | 0   | 9-7-1 |        |   |   |       |
| + - Overtime |             |      |         |   |   |     |     |     |     |                  |    |     |    |    |         |    |    |    |     |    |   |      |    |     |       |        |   |   |       |

2021 GAME-BY-GAME POSTSEASON STATISTICS (STEELERS)

| DATE        | OPPONENT  | P/S | TACKLES |   |   |     |     |     |     | INTERCEPTIONS |    |     |    |    | O. FUMB |    |    | ST |     |    |   | MISC |    | W/L | SCORE |     |       |
|-------------|-----------|-----|---------|---|---|-----|-----|-----|-----|---------------|----|-----|----|----|---------|----|----|----|-----|----|---|------|----|-----|-------|-----|-------|
|             |           |     | TK      | S | A | SK  | YDS | TFL | YDS | QBH           | NO | YDS | LG | TD | PD      | FF | FR | TD | YDS | TK | S | A    | FF |     |       | FR  | S     |
| 01/16       | at Chiefs | P   | 1       | 0 | 1 | 0.0 | 0.0 | 0   | 0   | 0             | 0  | 0   | 0  | 0  | 0       | 0  | 0  | 0  | 1   | 0  | 1 | 0    | 0  | 0   | 0     | L   | 21-42 |
| 2021 TOTALS |           | 1-0 | 1       | 0 | 1 | 0.0 | 0.0 | 0   | 0   | 0             | 0  | 0   | 0  | 0  | 0       | 0  | 0  | 0  | 1   | 0  | 1 | 0    | 0  | 0   | 0     | 0-1 |       |

2020 GAME-BY-GAME POSTSEASON STATISTICS (STEELERS)

| DATE        | OPPONENT | P/S | TACKLES |   |   |     |     |     |     | INTERCEPTIONS |    |     |    | O. FUMB |    |    | ST |    |     |    | MISC |   | W/L | SCORE |     |       |
|-------------|----------|-----|---------|---|---|-----|-----|-----|-----|---------------|----|-----|----|---------|----|----|----|----|-----|----|------|---|-----|-------|-----|-------|
|             |          |     | TK      | S | A | SK  | YDS | TFL | YDS | QBH           | NO | YDS | LG | TD      | PD | FF | FR | TD | YDS | TK | S    | A |     |       | FF  | FR    |
| 01/10       | Browns   | P   | 0       | 0 | 0 | 0.0 | 0.0 | 0   | 0   | 0             | 0  | 0   | 0  | 0       | 0  | 0  | 0  | 0  | 0   | 0  | 0    | 0 | 0   | 0     | L   | 37-48 |
| 2020 TOTALS |          | 1-0 | 0       | 0 | 0 | 0.0 | 0.0 | 0   | 0   | 0             | 0  | 0   | 0  | 0       | 0  | 0  | 0  | 0  | 0   | 0  | 0    | 0 | 0   | 0     | 0-1 |       |



EST. 1933

FEELERS NATION

drill towel

29

# KALEN BALLAGE

(bull-AHGE)

HEIGHT: 6-2      BIRTHPLACE: Falcon, Colo.  
WEIGHT: 231      HOW ACQUIRED: FA '20  
COLLEGE: Arizona State      NFL EXPERIENCE: 4th year  
BORN: Dec. 22, 1995 (26)

KALEN BALLAGE'S NFL REGULAR SEASON RUSHING/RECEIVING STATISTICS

| DATE                                  | TEAM     | GP | GS | RUSHING |      |      |     |    | RECEIVING |      |      |    |    |
|---------------------------------------|----------|----|----|---------|------|------|-----|----|-----------|------|------|----|----|
|                                       |          |    |    | NO.     | YDS. | AVG. | LG  | TD | NO.       | YDS. | AVG. | LG | TD |
| 2018                                  | Dolphins | 12 | 0  | 36      | 191  | 5.3  | 75t | 1  | 9         | 56   | 6.2  | 31 | 0  |
| 2019                                  | Dolphins | 12 | 6  | 74      | 135  | 1.8  | 8   | 3  | 14        | 63   | 4.5  | 13 | 0  |
| 2020                                  | Dolphins | 0  | 0  | 0       | 0    | 0.0  | 0   | 0  | 0         | 0    | 0.0  | 0  | 0  |
| Went from Miami to N.Y. Jets.         |          |    |    |         |      |      |     |    |           |      |      |    |    |
| 2020                                  | Jets     | 3  | 0  | 3       | 13   | 4.3  | 5   | 0  | 9         | 67   | 7.4  | 21 | 0  |
| Went from N.Y. Jets to L.A. Chargers. |          |    |    |         |      |      |     |    |           |      |      |    |    |
| 2020                                  | Chargers | 7  | 2  | 88      | 290  | 3.3  | 17  | 3  | 20        | 99   | 5.0  | 16 | 0  |
| 2020                                  | TOTAL    | 10 | 2  | 91      | 303  | 3.3  | 17  | 3  | 29        | 166  | 5.7  | 21 | 0  |
| 2021                                  | Steelers | 17 | 0  | 12      | 36   | 3.0  | 13  | 0  | 2         | 8    | 4.0  | 6  | 0  |
| NFL TOTALS                            |          | 51 | 8  | 213     | 665  | 3.1  | 75T | 7  | 54        | 293  | 5.4  | 31 | 0  |

KALEN BALLAGE'S NFL POSTSEASON RUSHING/RECEIVING STATISTICS

| DATE       | TEAM     | GP | GS | RUSHING |      |      |    |    | RECEIVING |      |      |    |    |
|------------|----------|----|----|---------|------|------|----|----|-----------|------|------|----|----|
|            |          |    |    | NO.     | YDS. | AVG. | LG | TD | NO.       | YDS. | AVG. | LG | TD |
| 2021       | Steelers | 1  | 0  | 4       | 13   | 3.3  | 5  | 0  | 0         | 0    | 0.0  | 0  | 0  |
| NFL TOTALS |          | 1  | 0  | 4       | 13   | 3.3  | 5  | 0  | 0         | 0    | 0.0  | 0  | 0  |

KALEN BALLAGE'S NFL REGULAR SEASON RETURN STATISTICS

| DATE                                  | TEAM     | RET. | KICKOFF RETURNS |      |    |    |     | PUNT RETURNS |      |      |    |    |
|---------------------------------------|----------|------|-----------------|------|----|----|-----|--------------|------|------|----|----|
|                                       |          |      | YDS.            | AVG. | LG | TD | NO. | FC           | YDS. | AVG. | LG | TD |
| 2018                                  | Dolphins | 2    | 26              | 13.0 | 16 | 0  | 0   | 0            | 0    | 0.0  | 0  | 0  |
| 2019                                  | Dolphins | 0    | 0               | 0.0  | 0  | 0  | 0   | 0            | 0    | 0.0  | 0  | 0  |
| 2020                                  | Dolphins | 0    | 0               | 0.0  | 0  | 0  | 0   | 0            | 0    | 0.0  | 0  | 0  |
| Went from Miami to N.Y. Jets.         |          |      |                 |      |    |    |     |              |      |      |    |    |
| 2020                                  | Jets     | 0    | 0               | 0.0  | 0  | 0  | 0   | 0            | 0    | 0.0  | 0  | 0  |
| Went from N.Y. Jets to L.A. Chargers. |          |      |                 |      |    |    |     |              |      |      |    |    |
| 2020                                  | Chargers | 0    | 0               | 0.0  | 0  | 0  | 0   | 0            | 0    | 0.0  | 0  | 0  |
| 2020                                  | TOTAL    | 0    | 0               | 0.0  | 0  | 0  | 0   | 0            | 0    | 0.0  | 0  | 0  |
| 2021                                  | Steelers | 0    | 0               | 0.0  | 0  | 0  | 0   | 0            | 0    | 0.0  | 0  | 0  |
| NFL TOTALS                            |          | 2    | 26              | 13.0 | 16 | 0  | 0   | 0            | 0    | 0.0  | 0  | 0  |

KALEN BALLAGE'S NFL POSTSEASON RETURN STATISTICS

| DATE       | TEAM     | RET. | KICKOFF RETURNS |      |    |    |     | PUNT RETURNS |      |      |    |    |
|------------|----------|------|-----------------|------|----|----|-----|--------------|------|------|----|----|
|            |          |      | YDS.            | AVG. | LG | TD | NO. | FC           | YDS. | AVG. | LG | TD |
| 2021       | Steelers | 0    | 0               | 0.0  | 0  | 0  | 0   | 0            | 0    | 0.0  | 0  | 0  |
| NFL TOTALS |          | 0    | 0               | 0.0  | 0  | 0  | 0   | 0            | 0    | 0.0  | 0  | 0  |

SINGLE-GAME HIGHS: RUSHING/RECEIVING

|                    |  |                        |  |
|--------------------|--|------------------------|--|
| Rush Attempts      | 20 at Indianapolis Colts, Nov 10, 2019   | Kickoff Returns        | 1 at Buffalo Bills, Dec 30, 2018   |
| Rushing Yards      | 18 at Miami Dolphins, Nov 15, 2020<br>123 at Minnesota Vikings, Dec 16, 2018<br>69 at Los Angeles Chargers, Nov 08, 2020 | Kickoff Return Yards   | 1 vs. New England Patriots, Dec 09, 2018<br>16 vs. New England Patriots, Dec 09, 2018<br>10 at Buffalo Bills, Dec 30, 2018 |
| Longest Runs       | 75t at Minnesota Vikings, Dec 16, 2018<br>17 vs. New York Jets, Nov 22, 2020   | Longest Kickoff Return | 16 vs. New England Patriots, Dec 09, 2018<br>10 at Buffalo Bills, Dec 30, 2018   |
| Rushing TDs        | 1 at Kansas City Chiefs, Jan 03, 2021<br>1 at Las Vegas Raiders, Dec 17, 2020<br>...5 more at 1.                         | Special Teams Tackles  | 1 vs. New England Patriots, Sep 15, 2019<br>1 vs. Jacksonville Jaguars, Dec 23, 2018<br>...2 more at 1.                    |
| Receptions         | 7 vs. New York Jets, Nov 22, 2020<br>5 at Miami Dolphins, Nov 15, 2020<br>...2 more at 5.                                | Miscellaneous Tackles  | 1 at Buffalo Bills, Dec 30, 2018   |
| Receiving Yards    | 44 at Indianapolis Colts, Sep 27, 2020<br>39 vs. Jacksonville Jaguars, Dec 23, 2018                                      | Most TDs               | 1 at Kansas City Chiefs, Jan 03, 2021<br>1 at Las Vegas Raiders, Dec 17, 2020<br>...5 more at 1.                           |
| Longest Receptions | 31 vs. Jacksonville Jaguars, Dec 23, 2018<br>21 at Indianapolis Colts, Sep 27, 2020                                      | Rushing Average        | 10.3 at Minnesota Vikings, Dec 16, 2018<br>4.9 vs. New England Patriots, Dec 06, 2020                                      |
| All-Purpose Yards  | 121 at Minnesota Vikings, Dec 16, 2018<br>102 at Miami Dolphins, Nov 15, 2020  | Receiving Average      | 8.8 at Indianapolis Colts, Sep 27, 2020<br>6.8 at Miami Dolphins, Nov 15, 2020   |

SINGLE-GAME HIGHS - POSTSEASON: RUSHING/RECEIVING

|               |  |                   |  |
|---------------|--|-------------------|--|
| Rush Attempts | 4 at Kansas City Chiefs, Jan 16, 2022  | Longest Runs      | 5 at Kansas City Chiefs, Jan 16, 2022  |
| Rushing Yards | 13 at Kansas City Chiefs, Jan 16, 2022 |                   | 4 at Kansas City Chiefs, Jan 16, 2022  |
|               |  |                   | 2 at Kansas City Chiefs, Jan 16, 2022  |
|               |  |                   | 2 at Kansas City Chiefs, Jan 16, 2022  |
|               |  | All-Purpose Yards | 13 at Kansas City Chiefs, Jan 16, 2022 |

100-YARD RUSHING GAMES (1): REGULAR SEASON

| DATE     | TEAM       | ATT. | YDS. | AVG. | LG  | TD |
|----------|------------|------|------|------|-----|----|
| 12/16/18 | at Vikings | 12   | 123  | 10.3 | 75t | 1  |

2021 GAME-BY-GAME REGULAR-SEASON STATISTICS (STEELERS)

| DATE        | OPPONENT    | P/S  | RUSHING |      |      |    |    | RECEIVING |      |      |    |    | W/L/T | SCORE  |
|-------------|-------------|------|---------|------|------|----|----|-----------|------|------|----|----|-------|--------|
|             |             |      | NO.     | YDS. | AVG. | LG | TD | NO.       | YDS. | AVG. | LG | TD |       |        |
| 09/12       | at Bills    | P    | 0       | 0    | 0.0  | 0  | 0  | 0         | 0    | 0.0  | 0  | 0  | W     | 23-16  |
| 09/19       | Raiders     | P    | 0       | 0    | 0.0  | 0  | 0  | 0         | 0    | 0.0  | 0  | 0  | L     | 17-26  |
| 09/26       | Bengals     | P    | 0       | 0    | 0.0  | 0  | 0  | 0         | 0    | 0.0  | 0  | 0  | L     | 10-24  |
| 10/03       | at Packers  | P    | 0       | 0    | 0.0  | 0  | 0  | 0         | 0    | 0.0  | 0  | 0  | L     | 17-27  |
| 10/10       | Broncos     | P    | 4       | 0    | 0.0  | 3  | 0  | 0         | 0    | 0.0  | 0  | 0  | W     | 27-19  |
| 10/17       | Seahawks    | P    | 2       | 15   | 7.5  | 11 | 0  | 0         | 0    | 0.0  | 0  | 0  | W     | 23-20+ |
| 10/31       | at Browns   | P    | 1       | -3   | -3.0 | -3 | 0  | 0         | 0    | 0.0  | 0  | 0  | W     | 15-10  |
| 11/08       | Bears       | P    | 0       | 0    | 0.0  | 0  | 0  | 1         | 2    | 2.0  | 2  | 0  | W     | 29-27  |
| 11/14       | Lions       | P    | 0       | 0    | 0.0  | 0  | 0  | 0         | 0    | 0.0  | 0  | 0  | T     | 16-16  |
| 11/21       | at Chargers | P    | 1       | 3    | 3.0  | 3  | 0  | 0         | 0    | 0.0  | 0  | 0  | L     | 37-41  |
| 11/28       | at Bengals  | P    | 3       | 21   | 7.0  | 13 | 0  | 1         | 6    | 6.0  | 6  | 0  | L     | 10-41  |
| 12/05       | Ravens      | P    | 0       | 0    | 0.0  | 0  | 0  | 0         | 0    | 0.0  | 0  | 0  | W     | 20-19  |
| 12/09       | at Vikings  | P    | 0       | 0    | 0.0  | 0  | 0  | 0         | 0    | 0.0  | 0  | 0  | L     | 28-36  |
| 12/19       | Titans      | P    | 0       | 0    | 0.0  | 0  | 0  | 0         | 0    | 0.0  | 0  | 0  | W     | 19-13  |
| 12/26       | at Chiefs   | P    | 0       | 0    | 0.0  | 0  | 0  | 0         | 0    | 0.0  | 0  | 0  | L     | 10-36  |
| 01/03       | Browns      | P    | 0       | 0    | 0.0  | 0  | 0  | 0         | 0    | 0.0  | 0  | 0  | W     | 26-14  |
| 01/09       | at Ravens   | P    | 1       | 0    | 0.0  | 0  | 0  | 0         | 0    | 0.0  | 0  | 0  | W     | 16-13+ |
| 2021 TOTALS |             | 17-0 | 12      | 36   | 3.0  | 13 | 0  | 2         | 8    | 4.0  | 6  | 0  | 9-7-1 |        |

+ - Overtime

2021 GAME-BY-GAME POSTSEASON STATISTICS (STEELERS)

| DATE        | OPPONENT  | P/S | RUSHING |      |      |    |    | RECEIVING |      |      |    |    | W/L | SCORE |
|-------------|-----------|-----|---------|------|------|----|----|-----------|------|------|----|----|-----|-------|
|             |           |     | NO.     | YDS. | AVG. | LG | TD | NO.       | YDS. | AVG. | LG | TD |     |       |
| 01/16       | at Chiefs | P   | 4       | 13   | 3.3  | 5  | 0  | 0         | 0    | 0.0  | 0  | 0  | L   | 21-42 |
| 2021 TOTALS |           | 1-0 | 4       | 13   | 3.3  | 5  | 0  | 0         | 0    | 0.0  | 0  | 0  | 0-1 |       |





ZACH BANNER

OFFENSIVE TACKLE

HEIGHT: 6-8      BIRTHPLACE Lakewood, WA  
WEIGHT: 335      HOW ACQUIRED: FA '19  
COLLEGE: USC      NFL EXPERIENCE: 5th year  
BORN: Dec. 25, 1993 (28)

ZACH BANNER'S NFL REGULAR SEASON STATISTICS

| DATE                                 | TEAM     | GP | GS |
|--------------------------------------|----------|----|----|
| 2017                                 | Browns   | 8  | 0  |
| Went from Cleveland to Indianapolis. |          |    |    |
| 2017                                 | Colts    | 0  | 0  |
| 2017                                 | TOTAL    | 8  | 0  |
| 2018                                 | Steelers | 0  | 0  |
| 2019                                 | Steelers | 14 | 1  |
| 2020                                 | Steelers | 1  | 1  |
| 2021                                 | Steelers | 7  | 0  |
| NFL TOTALS                           |          | 30 | 2  |

ZACH BANNER'S NFL POSTSEASON STATISTICS

| DATE       | TEAM     | GP | GS |
|------------|----------|----|----|
| 2020       | Steelers | 0  | 0  |
| 2021       | Steelers | 1  | 0  |
| NFL TOTALS |          | 1  | 0  |

2021 GAME-BY-GAME POSTSEASON STATISTICS (STEELERS)

| DATE        | OPPONENT  | P/S | TACKLES |   |   |     |     |     |     | INTERCEPTIONS |    |     |    | O. FUMB |    |    | ST |    |     |    | MISC |   | W/L | SCORE |     |       |
|-------------|-----------|-----|---------|---|---|-----|-----|-----|-----|---------------|----|-----|----|---------|----|----|----|----|-----|----|------|---|-----|-------|-----|-------|
|             |           |     | TK      | S | A | SK  | YDS | TFL | YDS | QBH           | NO | YDS | LG | TD      | PD | FF | FR | TD | YDS | TK | S    | A |     |       | FF  | FR    |
| 01/16       | at Chiefs | P   | 0       | 0 | 0 | 0.0 | 0.0 | 0   | 0   | 0             | 0  | 0   | 0  | 0       | 0  | 0  | 0  | 0  | 0   | 0  | 0    | 0 | 0   | 0     | L   | 21-42 |
| 2021 TOTALS |           |     | 1-0     | 0 | 0 | 0   | 0.0 | 0.0 | 0   | 0             | 0  | 0   | 0  | 0       | 0  | 0  | 0  | 0  | 0   | 0  | 0    | 0 | 0   | 0     | 0-1 |       |

2021 GAME-BY-GAME REGULAR-SEASON STATISTICS (STEELERS)


| DATE         | OPPONENT    | P/S |  |  |  |  |  |  |  |  |  |  |  |  |  |  |  |  |  |  |  |  |  |  |  | W/L/T | SCORE  |
|--------------|-------------|-----|--|--|--|--|--|--|--|--|--|--|--|--|--|--|--|--|--|--|--|--|--|--|--|-------|--------|
| 09/12        | at Bills    |     |  |  |  |  |  |  |  |  |  |  |  |  |  |  |  |  |  |  |  |  |  |  |  | W     | 23-16  |
| 09/19        | Raiders     |     |  |  |  |  |  |  |  |  |  |  |  |  |  |  |  |  |  |  |  |  |  |  |  | L     | 17-26  |
| 09/26        | Bengals     |     |  |  |  |  |  |  |  |  |  |  |  |  |  |  |  |  |  |  |  |  |  |  |  | L     | 10-24  |
| 10/03        | at Packers  |     |  |  |  |  |  |  |  |  |  |  |  |  |  |  |  |  |  |  |  |  |  |  |  | L     | 17-27  |
| 10/10        | Broncos     |     |  |  |  |  |  |  |  |  |  |  |  |  |  |  |  |  |  |  |  |  |  |  |  | W     | 27-19  |
| 10/17        | Seahawks    |     |  |  |  |  |  |  |  |  |  |  |  |  |  |  |  |  |  |  |  |  |  |  |  | W     | 23-20+ |
| 10/31        | at Browns   |     |  |  |  |  |  |  |  |  |  |  |  |  |  |  |  |  |  |  |  |  |  |  |  | W     | 15-10  |
| 11/08        | Bears       |     |  |  |  |  |  |  |  |  |  |  |  |  |  |  |  |  |  |  |  |  |  |  |  | W     | 29-27  |
| 11/14        | Lions       | P   |  |  |  |  |  |  |  |  |  |  |  |  |  |  |  |  |  |  |  |  |  |  |  | T     | 16-16  |
| 11/21        | at Chargers | P   |  |  |  |  |  |  |  |  |  |  |  |  |  |  |  |  |  |  |  |  |  |  |  | L     | 37-41  |
| 11/28        | at Bengals  | P   |  |  |  |  |  |  |  |  |  |  |  |  |  |  |  |  |  |  |  |  |  |  |  | L     | 10-41  |
| 12/05        | Ravens      | P   |  |  |  |  |  |  |  |  |  |  |  |  |  |  |  |  |  |  |  |  |  |  |  | W     | 20-19  |
| 12/09        | at Vikings  | P   |  |  |  |  |  |  |  |  |  |  |  |  |  |  |  |  |  |  |  |  |  |  |  | L     | 28-36  |
| 12/19        | Titans      | P   |  |  |  |  |  |  |  |  |  |  |  |  |  |  |  |  |  |  |  |  |  |  |  | W     | 19-13  |
| 12/26        | at Chiefs   |     |  |  |  |  |  |  |  |  |  |  |  |  |  |  |  |  |  |  |  |  |  |  |  | L     | 10-36  |
| 01/03        | Browns      |     |  |  |  |  |  |  |  |  |  |  |  |  |  |  |  |  |  |  |  |  |  |  |  | W     | 26-14  |
| 01/09        | at Ravens   | P   |  |  |  |  |  |  |  |  |  |  |  |  |  |  |  |  |  |  |  |  |  |  |  | W     | 16-13+ |
| 2021 TOTALS  |             | 7-0 |  |  |  |  |  |  |  |  |  |  |  |  |  |  |  |  |  |  |  |  |  |  |  | 9-7-1 |        |
| + - Overtime |             |     |  |  |  |  |  |  |  |  |  |  |  |  |  |  |  |  |  |  |  |  |  |  |  |       |        |

2021 GAME-BY-GAME POSTSEASON STATISTICS (STEELERS)

| DATE        | OPPONENT  | P/S |  |  |  |  |  |  |  |  |  |  |  |  |  |  |  |  |  |  |  |  |  |  |  | W/L | SCORE |
|-------------|-----------|-----|--|--|--|--|--|--|--|--|--|--|--|--|--|--|--|--|--|--|--|--|--|--|--|-----|-------|
| 01/16       | at Chiefs | P   |  |  |  |  |  |  |  |  |  |  |  |  |  |  |  |  |  |  |  |  |  |  |  | L   | 21-42 |
| 2021 TOTALS |           | 1-0 |  |  |  |  |  |  |  |  |  |  |  |  |  |  |  |  |  |  |  |  |  |  |  | 0-1 |       |

2020 GAME-BY-GAME POSTSEASON STATISTICS (STEELERS)

| DATE        | OPPONENT | P/S |  |  |  |  |  |  |  |  |  |  |  |  |  |  |  |  |  |  |  |  |  |  |  | W/L | SCORE |
|-------------|----------|-----|--|--|--|--|--|--|--|--|--|--|--|--|--|--|--|--|--|--|--|--|--|--|--|-----|-------|
| 01/10       | Browns   |     |  |  |  |  |  |  |  |  |  |  |  |  |  |  |  |  |  |  |  |  |  |  |  | L   | 37-48 |
| 2020 TOTALS |          | 0-0 |  |  |  |  |  |  |  |  |  |  |  |  |  |  |  |  |  |  |  |  |  |  |  | 0-1 |       |



9

# CHRIS BOSWELL

KICKER

HEIGHT: 6-2

WEIGHT: 185

COLLEGE: Rice

BORN: Mar. 16, 1991 (30)

BIRTHPLACE: Fort Worth, TX

HOW ACQUIRED: FA '15

NFL EXPERIENCE: 7th year

CHRIS BOSWELL'S NFL REGULAR SEASON KICKING STATISTICS

| DATE       | TEAM     | GP  | FGM | FGA | PCT. | LG | XP  | XPA | PCT.  | BLK | PTS |
|------------|----------|-----|-----|-----|------|----|-----|-----|-------|-----|-----|
| 2015       | Steelers | 12  | 29  | 32  | 90.6 | 51 | 26  | 27  | 96.3  | 0   | 113 |
| 2016       | Steelers | 15  | 21  | 25  | 84.0 | 49 | 36  | 36  | 100.0 | 1   | 99  |
| 2017       | Steelers | 16  | 35  | 38  | 92.1 | 53 | 37  | 39  | 94.9  | 1   | 142 |
| 2018       | Steelers | 15  | 13  | 20  | 65.0 | 50 | 43  | 48  | 89.6  | 1   | 82  |
| 2019       | Steelers | 16  | 29  | 31  | 93.5 | 51 | 28  | 28  | 100.0 | 0   | 115 |
| 2020       | Steelers | 13  | 19  | 20  | 95.0 | 59 | 34  | 38  | 89.5  | 0   | 91  |
| 2021       | Steelers | 17  | 36  | 40  | 90.0 | 56 | 27  | 29  | 93.1  | 0   | 135 |
| NFL TOTALS |          | 104 | 182 | 206 | 88.3 | 59 | 231 | 245 | 94.3  | 3   | 777 |

CHRIS BOSWELL'S NFL POSTSEASON KICKING STATISTICS

| DATE       | TEAM     | GP | FGM | FGA | PCT.  | LG | XP | XPA | PCT.  | BLK | PTS |
|------------|----------|----|-----|-----|-------|----|----|-----|-------|-----|-----|
| 2015       | Steelers | 2  | 7   | 7   | 100.0 | 47 | 1  | 1   | 100.0 | 0   | 22  |
| 2016       | Steelers | 3  | 8   | 8   | 100.0 | 45 | 3  | 5   | 60.0  | 0   | 27  |
| 2017       | Steelers | 1  | 0   | 0   | 0.0   | 0  | 6  | 6   | 100.0 | 0   | 6   |
| 2020       | Steelers | 1  | 1   | 1   | 100.0 | 49 | 2  | 2   | 100.0 | 0   | 5   |
| 2021       | Steelers | 1  | 0   | 0   | 0.0   | 0  | 3  | 3   | 100.0 | 0   | 3   |
| NFL TOTALS |          | 8  | 16  | 16  | 100.0 | 49 | 15 | 17  | 88.2  | 0   | 63  |

CHRIS BOSWELL'S NFL REGULAR SEASON FIELD-GOAL ACCURACY STATISTICS

| DATE       | TEAM     | 1-19 | PCT.  | 20-29 | PCT.  | 30-39 | PCT.  | 40-49 | PCT. | 50+   | PCT.  |
|------------|----------|------|-------|-------|-------|-------|-------|-------|------|-------|-------|
| 2015       | Steelers | 1-1  | 100.0 | 9-9   | 100.0 | 8-8   | 100.0 | 9-12  | 75.0 | 2-2   | 100.0 |
| 2016       | Steelers | 0-0  | 0.0   | 2-2   | 100.0 | 8-9   | 88.9  | 11-12 | 91.7 | 0-2   | 0.0   |
| 2017       | Steelers | 0-0  | 0.0   | 10-10 | 100.0 | 12-14 | 85.7  | 9-10  | 90.0 | 4-4   | 100.0 |
| 2018       | Steelers | 0-0  | 0.0   | 3-3   | 100.0 | 4-6   | 66.7  | 5-10  | 50.0 | 1-1   | 100.0 |
| 2019       | Steelers | 1-1  | 100.0 | 11-11 | 100.0 | 7-7   | 100.0 | 9-10  | 90.0 | 1-2   | 50.0  |
| 2020       | Steelers | 0-0  | 0.0   | 5-5   | 100.0 | 6-6   | 100.0 | 7-8   | 87.5 | 1-1   | 100.0 |
| 2021       | Steelers | 0-0  | 0.0   | 9-9   | 100.0 | 8-9   | 88.9  | 11-13 | 84.6 | 8-9   | 88.9  |
| NFL TOTALS |          | 2-2  | 100.0 | 49-49 | 100.0 | 53-59 | 89.8  | 61-75 | 81.3 | 17-21 | 81.0  |

CHRIS BOSWELL'S NFL POSTSEASON FIELD-GOAL ACCURACY STATISTICS

| DATE       | TEAM     | 1-19 | PCT. | 20-29 | PCT.  | 30-39 | PCT.  | 40-49 | PCT.  | 50+ | PCT. |
|------------|----------|------|------|-------|-------|-------|-------|-------|-------|-----|------|
| 2015       | Steelers | 0-0  | 0.0  | 1-1   | 100.0 | 4-4   | 100.0 | 2-2   | 100.0 | 0-0 | 0.0  |
| 2016       | Steelers | 0-0  | 0.0  | 2-2   | 100.0 | 3-3   | 100.0 | 3-3   | 100.0 | 0-0 | 0.0  |
| 2017       | Steelers | 0-0  | 0.0  | 0-0   | 0.0   | 0-0   | 0.0   | 0-0   | 0.0   | 0-0 | 0.0  |
| 2020       | Steelers | 0-0  | 0.0  | 0-0   | 0.0   | 0-0   | 0.0   | 1-1   | 100.0 | 0-0 | 0.0  |
| 2021       | Steelers | 0-0  | 0.0  | 0-0   | 0.0   | 0-0   | 0.0   | 0-0   | 0.0   | 0-0 | 0.0  |
| NFL TOTALS |          | 0-0  | 0.0  | 3-3   | 100.0 | 7-7   | 100.0 | 6-6   | 100.0 | 0-0 | 0.0  |

SINGLE-GAME HIGHS: KICKER

|                          |  |                                |  |
|--------------------------|--|--------------------------------|--|
| Field Goals Made         | 6 at Cincinnati Bengals, Dec 18, 2016<br>5 vs. Cincinnati Bengals, Oct 22, 2017                  | Special Teams Tackles          | 1 vs. Baltimore Ravens, Oct 06, 2019<br>1 vs. Cleveland Browns, Oct 28, 2018<br>...5 more at 1.                |
| Field Goal Attempts      | 6 at Cincinnati Bengals, Dec 18, 2016<br>5 vs. Tennessee Titans, Dec 19, 2021<br>...2 more at 5. | Longest Field Goals Attempt    | 56 vs. Tennessee Titans, Dec 19, 2021<br>55 vs. Dallas Cowboys, Nov 13, 2016                                   |
| Longest Field Goals Made | 59 at Dallas Cowboys, Nov 08, 2020<br>56 vs. Las Vegas Raiders, Sep 19, 2021                     | Kickoff Average                | 68.0 vs. Kansas City Chiefs, Oct 02, 2016<br>67.4 vs. Minnesota Vikings, Sep 17, 2017<br>...1 more at 67.4.    |
| PATs Made                | 7 vs. Carolina Panthers, Nov 08, 2018<br>5 vs. Cleveland Browns, Oct 18, 2020<br>...4 more at 5. | Extra Point Attempt Percentage | 100.0 vs. Cleveland Browns, Oct 18, 2020<br>100.0 vs. Philadelphia Eagles, Oct 11, 2020<br>...3 more at 100.0. |
| PAT Attempts             | 7 vs. Carolina Panthers, Nov 08, 2018<br>6 vs. Atlanta Falcons, Oct 07, 2018                     | Field Goal Percentage          | 100.0 vs. Cleveland Browns, Jan 03, 2022<br>100.0 vs. Indianapolis Colts, Nov 03, 2019<br>...7 more at 100.0.  |
| Points                   | 18 at Cincinnati Bengals, Dec 18, 2016<br>17 vs. Cincinnati Bengals, Oct 22, 2017                |                                |  |

SINGLE-GAME HIGHS - POSTSEASON: KICKER

|                          |   |                 |  |
|--------------------------|---|-----------------|--|
| Field Goals Made         | 6 at Kansas City Chiefs, Jan 15, 2017<br>4 at Cincinnati Bengals, Jan 09, 2016<br>3 at Denver Broncos, Jan 17, 2016<br>1 vs. Cleveland Browns, Jan 10, 2021<br>1 at New England Patriots, Jan 22, 2017<br>...1 more at 1. | PAT Attempts    | 6 vs. Jacksonville Jaguars, Jan 14, 2018<br>4 vs. Miami Dolphins, Jan 08, 2017<br>3 at Kansas City Chiefs, Jan 16, 2022<br>2 vs. Cleveland Browns, Jan 10, 2021<br>1 at New England Patriots, Jan 22, 2017<br>...1 more at 1.  |
| Field Goal Attempts      | 6 at Kansas City Chiefs, Jan 15, 2017<br>4 at Cincinnati Bengals, Jan 09, 2016<br>3 at Denver Broncos, Jan 17, 2016<br>1 vs. Cleveland Browns, Jan 10, 2021<br>1 at New England Patriots, Jan 22, 2017<br>...1 more at 1. | Points          | 18 at Kansas City Chiefs, Jan 15, 2017<br>12 at Cincinnati Bengals, Jan 09, 2016<br>10 at Denver Broncos, Jan 17, 2016<br>6 vs. Jacksonville Jaguars, Jan 14, 2018<br>6 vs. Miami Dolphins, Jan 08, 2017<br>66.3 at Cincinnati Bengals, Jan 09, 2016<br>62.0 at Kansas City Chiefs, Jan 15, 2017<br>60.2 vs. Miami Dolphins, Jan 08, 2017<br>57.2 at Denver Broncos, Jan 17, 2016<br>54.2 vs. Cleveland Browns, Jan 10, 2021 |
| Longest Field Goals Made | 49 vs. Cleveland Browns, Jan 10, 2021<br>47 at Denver Broncos, Jan 17, 2016<br>45 at Kansas City Chiefs, Jan 15, 2017<br>39 at Cincinnati Bengals, Jan 09, 2016<br>34 vs. Miami Dolphins, Jan 08, 2017                    | Kickoff Average | Extra Point Attempt Percentage 100.0 vs. Jacksonville Jaguars, Jan 14, 2018  |
| PATs Made                | 6 vs. Jacksonville Jaguars, Jan 14, 2018<br>3 at Kansas City Chiefs, Jan 16, 2022<br>3 vs. Miami Dolphins, Jan 08, 2017<br>2 vs. Cleveland Browns, Jan 10, 2021<br>1 at Denver Broncos, Jan 17, 2016                      |                 |  |

2021 GAME-BY-GAME REGULAR-SEASON STATISTICS (STEELERS)

|              |             | FIELD GOALS |     |     |       | EXTRA POINTS |    |     |       |     |     |       |        |
|--------------|-------------|-------------|-----|-----|-------|--------------|----|-----|-------|-----|-----|-------|--------|
| DATE         | OPPONENT    |             | FGM | FGA | PCT   | LG           | XP | XPA | PCT   | BLK | PTS | W/L/T | SCORE  |
| 09/12        | at Bills    | P           | 3   | 3   | 100.0 | 45           | 2  | 2   | 100.0 | 0   | 11  | W     | 23-16  |
| 09/19        | Raiders     | P           | 1   | 1   | 100.0 | 56           | 2  | 2   | 100.0 | 0   | 5   | L     | 17-26  |
| 09/26        | Bengals     | P           | 1   | 2   | 50.0  | 26           | 1  | 1   | 100.0 | 0   | 4   | L     | 10-24  |
| 10/03        | at Packers  | P           | 1   | 1   | 100.0 | 52           | 2  | 2   | 100.0 | 0   | 5   | L     | 17-27  |
| 10/10        | Broncos     | P           | 2   | 2   | 100.0 | 48           | 3  | 3   | 100.0 | 0   | 9   | W     | 27-19  |
| 10/17        | Seahawks    | P           | 3   | 3   | 100.0 | 52           | 2  | 2   | 100.0 | 0   | 11  | W     | 23-20+ |
| 10/31        | at Browns   | P           | 1   | 1   | 100.0 | 31           | 0  | 0   | 0.0   | 0   | 3   | W     | 15-10  |
| 11/08        | Bears       | P           | 3   | 3   | 100.0 | 54           | 2  | 3   | 66.7  | 0   | 11  | W     | 29-27  |
| 11/14        | Lions       | P           | 3   | 3   | 100.0 | 51           | 1  | 1   | 100.0 | 0   | 10  | T     | 16-16  |
| 11/21        | at Chargers | P           | 3   | 3   | 100.0 | 45           | 4  | 4   | 100.0 | 0   | 13  | L     | 37-41  |
| 11/28        | at Bengals  | P           | 1   | 1   | 100.0 | 40           | 1  | 1   | 100.0 | 0   | 4   | L     | 10-41  |
| 12/05        | Ravens      | P           | 2   | 2   | 100.0 | 53           | 0  | 1   | 0.0   | 0   | 6   | W     | 20-19  |
| 12/09        | at Vikings  | P           | 0   | 1   | 0.0   | 0            | 2  | 2   | 100.0 | 0   | 2   | L     | 28-36  |
| 12/19        | Titans      | P           | 4   | 5   | 80.0  | 48           | 1  | 1   | 100.0 | 0   | 13  | W     | 19-13  |
| 12/26        | at Chiefs   | P           | 1   | 2   | 50.0  | 34           | 1  | 1   | 100.0 | 0   | 4   | L     | 10-36  |
| 01/03        | Browns      | P           | 4   | 4   | 100.0 | 50           | 2  | 2   | 100.0 | 0   | 14  | W     | 26-14  |
| 01/09        | at Ravens   | P           | 3   | 3   | 100.0 | 40           | 1  | 1   | 100.0 | 0   | 10  | W     | 16-13+ |
| 2021 TOTALS  |             | 17          | 36  | 40  | 90.0  | 56           | 27 | 29  | 93.1  | 0   | 135 | 9-7-1 |        |
| + - Overtime |             |             |     |     |       |              |    |     |       |     |     |       |        |

2021 GAME-BY-GAME POSTSEASON STATISTICS (STEELERS)

|             |           | FIELD GOALS |     |     |     | EXTRA POINTS |     |     |       |     |     |       |       |
|-------------|-----------|-------------|-----|-----|-----|--------------|-----|-----|-------|-----|-----|-------|-------|
| DATE        | OPPONENT  | FGM         | FGA | PCT | LG  | XP           | XPA | PCT | BLK   | PTS | W/L | SCORE |       |
| 01/16       | at Chiefs | P           | 0   | 0   | 0.0 | 0            | 3   | 3   | 100.0 | 0   | 3   | L     | 21-42 |
| 2021 TOTALS |           | 1           | 0   | 0   | 0.0 | 0            | 3   | 3   | 100.0 | 0   | 3   | 0-1   |       |

2020 GAME-BY-GAME POSTSEASON STATISTICS (STEELERS)

|             |          | FIELD GOALS |     |     |       | EXTRA POINTS |     |     |       |     |     |         |
|-------------|----------|-------------|-----|-----|-------|--------------|-----|-----|-------|-----|-----|---------|
| DATE        | OPPONENT | FGM         | FGA | PCT | LG    | XP           | XPA | PCT | BLK   | PTS | W/L | SCORE   |
| 01/10       | Browns   | P           | 1   | 1   | 100.0 | 49           | 2   | 2   | 100.0 | 0   | 5   | L 37-48 |
| 2020 TOTALS |          | 1           | 1   | 1   | 100.0 | 49           | 2   | 2   | 100.0 | 0   | 5   | 0-1     |

2017 GAME-BY-GAME POSTSEASON STATISTICS (STEELERS)


|             |          | FIELD GOALS |     |     |     | EXTRA POINTS |     |     |       |     |     |       |       |
|-------------|----------|-------------|-----|-----|-----|--------------|-----|-----|-------|-----|-----|-------|-------|
| DATE        | OPPONENT | FGM         | FGA | PCT | LG  | XP           | XPA | PCT | BLK   | PTS | W/L | SCORE |       |
| 01/14       | Jaguars  | P           | 0   | 0   | 0.0 | 0            | 6   | 6   | 100.0 | 0   | 6   | L     | 42-45 |
| 2017 TOTALS |          | 1           | 0   | 0   | 0.0 | 0            | 6   | 6   | 100.0 | 0   | 6   | 0-1   |       |

2016 GAME-BY-GAME POSTSEASON STATISTICS (STEELERS)

|             |             | FIELD GOALS |     |     |       | EXTRA POINTS |    |     |      |     |     |     |       |
|-------------|-------------|-------------|-----|-----|-------|--------------|----|-----|------|-----|-----|-----|-------|
| DATE        | OPPONENT    |             | FGM | FGA | PCT   | LG           | XP | XPA | PCT  | BLK | PTS | W/L | SCORE |
| 01/08       | Dolphins    | P           | 1   | 1   | 100.0 | 34           | 3  | 4   | 75.0 | 0   | 6   | W   | 30-12 |
| 01/15       | at Chiefs   | P           | 6   | 6   | 100.0 | 45           | 0  | 0   | 0.0  | 0   | 18  | W   | 18-16 |
| 01/22       | at Patriots | P           | 1   | 1   | 100.0 | 23           | 0  | 1   | 0.0  | 0   | 3   | L   | 17-36 |
| 2016 TOTALS |             | 3           | 8   | 8   | 100.0 | 45           | 3  | 5   | 60.0 | 0   | 27  | 2-1 |       |

2015 GAME-BY-GAME POSTSEASON STATISTICS (STEELERS)

|             |            | FIELD GOALS |     |     |       | EXTRA POINTS |    |     |       |     |     |     |       |
|-------------|------------|-------------|-----|-----|-------|--------------|----|-----|-------|-----|-----|-----|-------|
| DATE        | OPPONENT   |             | FGM | FGA | PCT   | LG           | XP | XPA | PCT   | BLK | PTS | W/L | SCORE |
| 01/09       | at Bengals | P           | 4   | 4   | 100.0 | 39           | 0  | 0   | 0.0   | 0   | 12  | W   | 18-16 |
| 01/17       | at Broncos | P           | 3   | 3   | 100.0 | 47           | 1  | 1   | 100.0 | 0   | 10  | L   | 16-23 |
| 2015 TOTALS |            | 2           | 7   | 7   | 100.0 | 47           | 1  | 1   | 100.0 | 0   | 22  | 1-1 |       |



55

DEVIN BUSH

LINEBACKER

HEIGHT: 5-11

WEIGHT: 234

COLLEGE: Michigan

BORN: Jul. 18, 1998 (23)

BIRTHPLACE: Pembroke Pines, FL

HOW ACQUIRED: D1 '19

NFL EXPERIENCE: 3rd year

DEVIN BUSH'S NFL REGULAR SEASON DEFENSIVE STATISTICS

| DATE       | TEAM     | GP | GS | TK  | S   | TACKLES |     |    |     |      | INTERCEPTIONS |     |    |    |    | O. FUMB |    |    |     |    | ST |   |    |    | MISC |   |   |
|------------|----------|----|----|-----|-----|---------|-----|----|-----|------|---------------|-----|----|----|----|---------|----|----|-----|----|----|---|----|----|------|---|---|
|            |          |    |    |     |     | TFL     | YDS | SK | YDS | QBH  | NO            | YDS | LG | TD | PD | FF      | FR | TD | YDS | TK | S  | A | FF | FR | S    | A |   |
| 2019       | Steelers | 16 | 15 | 109 | 72  | 37      | 9   | 17 | 1.0 | 9.0  | 2             | 2   | 6  | 6  | 0  | 4       | 1  | 4  | 1   | 20 | 0  | 0 | 0  | 0  | 0    | 0 | 0 |
| 2020       | Steelers | 5  | 5  | 26  | 16  | 10      | 0   | 0  | 1.0 | 6.5  | 2             | 0   | 0  | 0  | 0  | 3       | 0  | 0  | 0   | 0  | 0  | 0 | 0  | 0  | 0    | 0 |   |
| 2021       | Steelers | 14 | 14 | 70  | 41  | 29      | 2   | 18 | 2.0 | 18.0 | 4             | 0   | 0  | 0  | 0  | 4       | 1  | 1  | 0   | 0  | 0  | 0 | 0  | 0  | 0    | 0 |   |
| NFL TOTALS |          | 35 | 34 | 205 | 129 | 76      | 11  | 35 | 4.0 | 33.5 | 8             | 2   | 6  | 6  | 0  | 11      | 2  | 5  | 1   | 20 | 0  | 0 | 0  | 0  | 0    | 0 | 0 |

DEVIN BUSH'S NFL POSTSEASON DEFENSIVE STATISTICS

|            |          |    |    | TACKLES |   |   |     |     |     |     | INTERCEPTIONS |    |     |    |    |    |    | O. FUMB |    |     |    | ST |   |    |    | MISC |   |
|------------|----------|----|----|---------|---|---|-----|-----|-----|-----|---------------|----|-----|----|----|----|----|---------|----|-----|----|----|---|----|----|------|---|
| DATE       | TEAM     | GP | GS | TK      | S | A | TFL | YDS | SK  | YDS | QBH           | NO | YDS | LG | TD | PD | FF | FR      | TD | YDS | TK | S  | A | FF | FR | S    | A |
| 2020       | Steelers | 0  | 0  | 0       | 0 | 0 | 0   | 0.0 | 0.0 | 0.0 | 0             | 0  | 0   | 0  | 0  | 0  | 0  | 0       | 0  | 0   | 0  | 0  | 0 | 0  | 0  | 0    | 0 |
| 2021       | Steelers | 1  | 1  | 1       | 1 | 0 | 0   | 0.0 | 0.0 | 0.0 | 0             | 1  | 10  | 10 | 0  | 1  | 0  | 0       | 0  | 0   | 0  | 0  | 0 | 0  | 0  | 0    | 0 |
| NFL TOTALS |          | 1  | 1  | 1       | 1 | 0 | 0   | 0.0 | 0.0 | 0.0 | 0             | 1  | 10  | 10 | 0  | 1  | 0  | 0       | 0  | 0   | 0  | 0  | 0 | 0  | 0  | 0    | 0 |

SINGLE-GAME HIGHS: DEFENSIVE

- Total Tackles

12 at Baltimore Ravens, Dec 29, 2019

11 at New England Patriots, Sep 08, 2019

1.0 vs. Cincinnati Bengals, Sep 30, 2019

0.5 vs. Cleveland Browns, Oct 18, 2020

...1 more at 0.5.
- Sacks

2 at Minnesota Vikings, Dec 09, 2021

2 vs. Denver Broncos, Sep 20, 2020

1 at Buffalo Bills, Sep 12, 2021

1 at Cincinnati Bengals, Nov 24, 2019

2 at San Francisco 49ers, Sep 22, 2019

1 vs. Seattle Seahawks, Oct 17, 2021

...2 more at 1.
- Passes Defensed

2 at Baltimore Ravens, Dec 29, 2019

11 at New England Patriots, Sep 08, 2019

1.0 vs. Cincinnati Bengals, Sep 30, 2019

0.5 vs. Cleveland Browns, Oct 18, 2020

...1 more at 0.5.
- Forced Fumbles

2 at Minnesota Vikings, Dec 09, 2021

2 vs. Denver Broncos, Sep 20, 2020

1 at Buffalo Bills, Sep 12, 2021

1 at Cincinnati Bengals, Nov 24, 2019

2 at San Francisco 49ers, Sep 22, 2019

1 vs. Seattle Seahawks, Oct 17, 2021

...2 more at 1.
- Fumble Recoveries

2 at San Francisco 49ers, Sep 22, 2019

1 vs. Seattle Seahawks, Oct 17, 2021

...2 more at 1.
- Tackles For Loss

3 vs. Cincinnati Bengals, Sep 30, 2019

2 vs. Buffalo Bills, Dec 15, 2019

1 at Los Angeles Chargers, Oct 13, 2019

1 vs. Baltimore Ravens, Oct 06, 2019

6 at Los Angeles Chargers, Oct 13, 2019

11 vs. Seattle Seahawks, Sep 15, 2019

9 at Los Angeles Chargers, Oct 13, 2019
- Interceptions

2 vs. Buffalo Bills, Dec 15, 2019

1 at Los Angeles Chargers, Oct 13, 2019

1 vs. Baltimore Ravens, Oct 06, 2019

6 at Los Angeles Chargers, Oct 13, 2019

11 vs. Seattle Seahawks, Sep 15, 2019

9 at Los Angeles Chargers, Oct 13, 2019
- Interception Return Yards

6 at Los Angeles Chargers, Oct 13, 2019

11 vs. Seattle Seahawks, Sep 15, 2019

9 at Los Angeles Chargers, Oct 13, 2019
- Longest Opponent's Fumble Return

11 vs. Seattle Seahawks, Sep 15, 2019

9 at Los Angeles Chargers, Oct 13, 2019

SINGLE-GAME HIGHS - POSTSEASON: DEFENSIVE

- Total Tackles

1 at Kansas City Chiefs, Jan 16, 2022

2021 GAME-BY-GAME REGULAR-SEASON STATISTICS (STEELERS)

| DATE        | OPPONENT    | P/S   | TACKLES |    |    |     |      |     |     | INTERCEPTIONS    |    |     |    | O. FUMB |    |    | ST |    |     |    | MISC |   | W/L | SCORE |       |        |   |
|-------------|-------------|-------|---------|----|----|-----|------|-----|-----|------------------|----|-----|----|---------|----|----|----|----|-----|----|------|---|-----|-------|-------|--------|---|
|             |             |       | TK      | S  | A  | SK  | YDS  | TFL | YDS | QBH              | NO | YDS | LG | TD      | PD | FF | FR | TD | YDS | TK | S    | A |     |       | FF    | FR     | S |
| 09/12       | at Bills    | S     | 10      | 6  | 4  | 0.0 | 0.0  | 0   | 0   | 0                | 0  | 0   | 0  | 0       | 1  | 0  | 0  | 0  | 0   | 0  | 0    | 0 | 0   | 0     | W     | 23-16  |   |
| 09/19       | Raiders     |       |         |    |    |     |      |     |     | ON INACTIVE LIST |    |     |    |         |    |    |    |    |     |    |      |   |     | L     | 17-26 |        |   |
| 09/26       | Bengals     | S     | 2       | 0  | 2  | 0.0 | 0.0  | 0   | 0   | 0                | 0  | 0   | 0  | 0       | 0  | 0  | 0  | 0  | 0   | 0  | 0    | 0 | 0   | 0     | L     | 10-24  |   |
| 10/03       | at Packers  | S     | 6       | 5  | 1  | 1.0 | 6.0  | 1   | 6   | 2                | 0  | 0   | 0  | 0       | 0  | 0  | 0  | 0  | 0   | 0  | 0    | 0 | 0   | 0     | L     | 17-27  |   |
| 10/10       | Broncos     | S     | 1       | 1  | 0  | 1.0 | 12.0 | 1   | 12  | 2                | 0  | 0   | 0  | 0       | 0  | 0  | 0  | 0  | 0   | 0  | 0    | 0 | 0   | 0     | W     | 27-19  |   |
| 10/17       | Seahawks    | S     | 6       | 3  | 3  | 0.0 | 0.0  | 0   | 0   | 0                | 0  | 0   | 0  | 0       | 1  | 0  | 0  | 0  | 0   | 0  | 0    | 0 | 0   | 0     | W     | 23-20+ |   |
| 10/31       | at Browns   | S     | 5       | 3  | 2  | 0.0 | 0.0  | 0   | 0   | 0                | 0  | 0   | 0  | 0       | 0  | 0  | 0  | 0  | 0   | 0  | 0    | 0 | 0   | 0     | W     | 15-10  |   |
| 11/08       | Bears       | S     | 3       | 2  | 1  | 0.0 | 0.0  | 0   | 0   | 0                | 0  | 0   | 0  | 1       | 0  | 0  | 0  | 0  | 0   | 0  | 0    | 0 | 0   | 0     | W     | 29-27  |   |
| 11/14       | Lions       | S     | 9       | 5  | 4  | 0.0 | 0.0  | 0   | 0   | 0                | 0  | 0   | 0  | 0       | 0  | 0  | 0  | 0  | 0   | 0  | 0    | 0 | 0   | 0     | T     | 16-16  |   |
| 11/21       | at Chargers | S     | 4       | 4  | 0  | 0.0 | 0.0  | 0   | 0   | 0                | 0  | 0   | 0  | 0       | 0  | 0  | 0  | 0  | 0   | 0  | 0    | 0 | 0   | 0     | L     | 37-41  |   |
| 11/28       | at Bengals  | S     | 5       | 2  | 3  | 0.0 | 0.0  | 0   | 0   | 0                | 0  | 0   | 0  | 0       | 0  | 0  | 0  | 0  | 0   | 0  | 0    | 0 | 0   | 0     | L     | 10-41  |   |
| 12/05       | Ravens      | S     | 2       | 2  | 0  | 0.0 | 0.0  | 0   | 0   | 0                | 0  | 0   | 0  | 0       | 0  | 0  | 0  | 0  | 0   | 0  | 0    | 0 | 0   | 0     | W     | 20-19  |   |
| 12/09       | at Vikings  | S     | 8       | 3  | 5  | 0.0 | 0.0  | 0   | 0   | 0                | 0  | 0   | 0  | 2       | 0  | 0  | 0  | 0  | 0   | 0  | 0    | 0 | 0   | 0     | L     | 28-36  |   |
| 12/19       | Titans      | S     | 5       | 3  | 2  | 0.0 | 0.0  | 0   | 0   | 0                | 0  | 0   | 0  | 1       | 0  | 0  | 0  | 0  | 0   | 0  | 0    | 0 | 0   | 0     | W     | 19-13  |   |
| 12/26       | at Chiefs   |       |         |    |    |     |      |     |     | RESERVE/COVID-19 |    |     |    |         |    |    |    |    |     |    |      |   |     | L     | 10-36 |        |   |
| 01/03       | Browns      |       |         |    |    |     |      |     |     | RESERVE/COVID-19 |    |     |    |         |    |    |    |    |     |    |      |   |     | W     | 26-14 |        |   |
| 01/09       | at Ravens   | S     | 4       | 2  | 2  | 0.0 | 0.0  | 0   | 0   | 0                | 0  | 0   | 0  | 0       | 0  | 0  | 0  | 0  | 0   | 0  | 0    | 0 | 0   | 0     | W     | 16-13+ |   |
| 2021 TOTALS |             | 14-14 | 70      | 41 | 29 | 2.0 | 18.0 | 2   | 18  | 4                | 0  | 0   | 0  | 0       | 4  | 1  | 1  | 0  | 0   | 0  | 0    | 0 | 0   | 0     | 9-7-1 |        |   |
| + Overtime  |             |       |         |    |    |     |      |     |     |                  |    |     |    |         |    |    |    |    |     |    |      |   |     |       |       |        |   |

2021 GAME-BY-GAME POSTSEASON STATISTICS (STEELERS)

| DATE        | OPPONENT  | P/S | TACKLES |   |   |     |     |     |     | INTERCEPTIONS |    |     |    | O. FUMB |    |    |    | ST |     |    |   | MISC |    | W/L | SCORE |     |       |
|-------------|-----------|-----|---------|---|---|-----|-----|-----|-----|---------------|----|-----|----|---------|----|----|----|----|-----|----|---|------|----|-----|-------|-----|-------|
|             |           |     | TK      | S | A | SK  | YDS | TFL | YDS | QBH           | NO | YDS | LG | TD      | PD | FF | FR | TD | YDS | TK | S | A    | FF |     |       | FR  | S     |
| 01/16       | at Chiefs | S   | 1       | 1 | 0 | 0.0 | 0.0 | 0   | 0   | 0             | 1  | 10  | 10 | 0       | 1  | 0  | 0  | 0  | 0   | 0  | 0 | 0    | 0  | 0   | 0     | L   | 21-42 |
| 2021 TOTALS |           | 1-1 | 1       | 1 | 0 | 0.0 | 0.0 | 0   | 0   | 0             | 1  | 10  | 10 | 0       | 1  | 0  | 0  | 0  | 0   | 0  | 0 | 0    | 0  | 0   | 0     | 0-1 |       |

2020 GAME-BY-GAME POSTSEASON STATISTICS (STEELERS)

|             |          |     | TACKLES      |   |   |     |     |     |     |     | INTERCEPTIONS |     |    |    |    |    | O. FUMB |    |     |    | ST |   |    |    | MISC |   |     |       |       |
|-------------|----------|-----|--------------|---|---|-----|-----|-----|-----|-----|---------------|-----|----|----|----|----|---------|----|-----|----|----|---|----|----|------|---|-----|-------|-------|
| DATE        | OPPONENT | P/S | TK           | S | A | SK  | YDS | TFL | YDS | QBH | NO            | YDS | LG | TD | PD | FF | FR      | TD | YDS | TK | S  | A | FF | FR | S    | A | W/L | SCORE |       |
| 01/10       | Browns   |     | DID NOT PLAY |   |   |     |     |     |     |     |               |     |    |    |    |    |         |    |     |    |    |   |    |    |      |   |     | L     | 37-48 |
| 2020 TOTALS |          |     | 0            | 0 | 0 | 0.0 | 0.0 | 0   | 0   | 0   | 0             | 0   | 0  | 0  | 0  | 0  | 0       | 0  | 0   | 0  | 0  | 0 | 0  | 0  | 0    | 0 | 0   | 0-1   |       |



EST. 1933

STEELERS NATION

Hardcore

98

TACO CHARLTON

DEFENSIVE END

HEIGHT: 6-6

WEIGHT: 270

COLLEGE: Michigan

BORN: Nov. 7, 1994 (27)

BIRTHPLACE: Pickerington, OH

HOW ACQUIRED: FA '21

NFL EXPERIENCE: 5th year

TACO CHARLTON'S NFL REGULAR SEASON DEFENSIVE STATISTICS

|                            |          | TACKLES |    |    |    |    |     |     |      |      |     | INTERCEPTIONS |     |    |    | O. FUMB |    |    |    | ST  |    |   |   | MISC |    |   |   |
|----------------------------|----------|---------|----|----|----|----|-----|-----|------|------|-----|---------------|-----|----|----|---------|----|----|----|-----|----|---|---|------|----|---|---|
| DATE                       | TEAM     | GP      | GS | TK | S  | A  | TFL | YDS | SK   | YDS  | QBH | NO            | YDS | LG | TD | PD      | FF | FR | TD | YDS | TK | S | A | FF   | FR | S | A |
| 2017                       | Cowboys  | 16      | 0  | 19 | 15 | 4  | 3   | 8   | 3.0  | 14.0 | 11  | 0             | 0   | 0  | 1  | 1       | 0  | 0  | 0  | 0   | 0  | 0 | 0 | 0    | 0  | 0 | 0 |
| 2018                       | Cowboys  | 11      | 7  | 27 | 13 | 14 | 5   | 18  | 1.0  | 13.0 | 8   | 0             | 0   | 0  | 1  | 0       | 1  | 0  | 0  | 0   | 0  | 0 | 0 | 0    | 0  | 0 | 0 |
| 2019                       | Cowboys  | 0       | 0  | 0  | 0  | 0  | 0   | 0   | 0.0  | 0.0  | 0   | 0             | 0   | 0  | 0  | 0       | 0  | 0  | 0  | 0   | 0  | 0 | 0 | 0    | 0  | 0 | 0 |
| Went from Dallas to Miami. |          |         |    |    |    |    |     |     |      |      |     |               |     |    |    |         |    |    |    |     |    |   |   |      |    |   |   |
| 2019                       | Dolphins | 10      | 5  | 21 | 14 | 7  | 3   | 15  | 5.0  | 34.0 | 5   | 0             | 0   | 0  | 0  | 2       | 0  | 0  | 0  | 0   | 0  | 0 | 0 | 0    | 0  | 0 | 0 |
| 2019                       | TOTAL    | 10      | 5  | 21 | 14 | 7  | 3   | 15  | 5.0  | 34.0 | 5   | 0             | 0   | 0  | 0  | 2       | 0  | 0  | 0  | 0   | 0  | 0 | 0 | 0    | 0  | 0 | 0 |
| 2020                       | Chiefs   | 7       | 0  | 7  | 4  | 3  | 1   | 1   | 2.0  | 6.0  | 4   | 0             | 0   | 0  | 0  | 1       | 0  | 0  | 0  | 0   | 0  | 0 | 0 | 0    | 0  | 0 | 0 |
| 2021                       | Steelers | 11      | 2  | 18 | 7  | 11 | 0   | 0   | 0.5  | 2.0  | 2   | 0             | 0   | 0  | 1  | 0       | 0  | 0  | 0  | 0   | 0  | 0 | 0 | 0    | 0  | 0 | 0 |
| NFL TOTALS                 |          | 55      | 14 | 92 | 53 | 39 | 12  | 42  | 11.5 | 69.0 | 30  | 0             | 0   | 0  | 3  | 4       | 1  | 0  | 0  | 0   | 0  | 0 | 0 | 0    | 0  | 0 | 0 |

TACO CHARLTON'S NFL POSTSEASON DEFENSIVE STATISTICS

| DATE       | TEAM     | GP | GS | TACKLES |   |   |     |     |     |     |     | INTERCEPTIONS |     |    |    | O. FUMB |    |    |    | ST  |    |   |   | MISC |    |
|------------|----------|----|----|---------|---|---|-----|-----|-----|-----|-----|---------------|-----|----|----|---------|----|----|----|-----|----|---|---|------|----|
|            |          |    |    | TK      | S | A | TFL | YDS | SK  | YDS | QBH | NO            | YDS | LG | TD | PD      | FF | FR | TD | YDS | TK | S | A | FF   | FR |
| 2018       | Cowboys  | 2  | 0  | 0       | 0 | 0 | 0   | 0   | 0.0 | 0.0 | 0   | 0             | 0   | 0  | 0  | 0       | 0  | 0  | 0  | 0   | 0  | 0 | 0 | 0    | 0  |
| 2020       | Chiefs   | 0  | 0  | 0       | 0 | 0 | 0   | 0   | 0.0 | 0.0 | 0   | 0             | 0   | 0  | 0  | 0       | 0  | 0  | 0  | 0   | 0  | 0 | 0 | 0    | 0  |
| 2021       | Steelers | 1  | 0  | 1       | 1 | 0 | 0   | 0   | 0.0 | 0.0 | 1   | 0             | 0   | 0  | 0  | 0       | 0  | 0  | 0  | 0   | 0  | 0 | 0 | 0    | 0  |
| NFL TOTALS |          | 3  | 0  | 1       | 1 | 0 | 0   | 0   | 0.0 | 0.0 | 1   | 0             | 0   | 0  | 0  | 0       | 0  | 0  | 0  | 0   | 0  | 0 | 0 | 0    | 0  |

SINGLE-GAME HIGHS: DEFENSIVE

- Total Tackles

6 vs. Los Angeles Chargers, Sep 29, 2019

5 vs. Tampa Bay Buccaneers, Dec 23, 2018
- Sacks

1.0 vs. New England Patriots, Oct 05, 2020

1.0 at Los Angeles Chargers, Sep 20, 2020

...9 more at 1.0.
- Passes Defensed

1 vs. Tennessee Titans, Dec 19, 2021

1 at Carolina Panthers, Sep 09, 2018

...1 more at 1.
- Forced Fumbles

1 vs. New England Patriots, Oct 05, 2020

1 vs. Philadelphia Eagles, Dec 01, 2019

...2 more at 1.
- Fumble Recoveries

1 vs. New York Giants, Sep 16, 2018

1 at Los Angeles Chargers, Sep 20, 2020

1 at Buffalo Bills, Oct 20, 2019

...7 more at 1.
- Tackles For Loss

SINGLE-GAME HIGHS - POSTSEASON: DEFENSIVE

- Total Tackles
- 1 at Los Angeles Rams, Jan 12, 2019

2021 GAME-BY-GAME REGULAR-SEASON STATISTICS (STEELERS)

| DATE        | OPPONENT    | P/S  | TACKLES |   |    |     |     |     |     | INTERCEPTIONS  |    |     |    | O. FUMB |    |    |    | ST |     |    | MISC |   | W/L | SCORE |        |        |
|-------------|-------------|------|---------|---|----|-----|-----|-----|-----|----------------|----|-----|----|---------|----|----|----|----|-----|----|------|---|-----|-------|--------|--------|
|             |             |      | TK      | S | A  | SK  | YDS | TFL | YDS | QBH            | NO | YDS | LG | TD      | PD | FF | FR | TD | YDS | TK | S    | A |     |       | FF     | FR     |
| 09/12       | at Bills    |      |         |   |    |     |     |     |     | NOT ON ROSTER  |    |     |    |         |    |    |    |    |     |    |      |   |     | W     | 23-16  |        |
| 09/19       | Raiders     |      |         |   |    |     |     |     |     | NOT ON ROSTER  |    |     |    |         |    |    |    |    |     |    |      |   |     | L     | 17-26  |        |
| 09/26       | Bengals     |      |         |   |    |     |     |     |     | PRACTICE SQUAD |    |     |    |         |    |    |    |    |     |    |      |   |     | L     | 10-24  |        |
| 10/03       | at Packers  |      |         |   |    |     |     |     |     | PRACTICE SQUAD |    |     |    |         |    |    |    |    |     |    |      |   |     | L     | 17-27  |        |
| 10/10       | Broncos     |      |         |   |    |     |     |     |     | PRACTICE SQUAD |    |     |    |         |    |    |    |    |     |    |      |   |     | W     | 27-19  |        |
| 10/17       | Seahawks    |      |         |   |    |     |     |     |     | PRACTICE SQUAD |    |     |    |         |    |    |    |    |     |    |      |   |     | W     | 23-20+ |        |
| 10/31       | at Browns   |      |         |   |    |     |     |     |     | PRACTICE SQUAD |    |     |    |         |    |    |    |    |     |    |      |   |     | W     | 15-10  |        |
| 11/08       | Bears       | P    | 3       | 2 | 1  | 0.0 | 0.0 | 0   | 0   | 0              | 0  | 0   | 0  | 0       | 0  | 0  | 0  | 0  | 0   | 0  | 0    | 0 | 0   | 0     | W      | 29-27  |
| 11/14       | Lions       | P    | 3       | 1 | 2  | 0.0 | 0.0 | 0   | 0   | 0              | 0  | 0   | 0  | 0       | 0  | 0  | 0  | 0  | 0   | 0  | 0    | 0 | 0   | 0     | T      | 16-16  |
| 11/21       | at Chargers | S    | 2       | 1 | 1  | 0.5 | 2.0 | 0   | 0   | 1              | 0  | 0   | 0  | 0       | 0  | 0  | 0  | 0  | 0   | 0  | 0    | 0 | 0   | 0     | L      | 37-41  |
| 11/28       | at Bengals  | S    | 2       | 1 | 1  | 0.0 | 0.0 | 0   | 0   | 0              | 0  | 0   | 0  | 0       | 0  | 0  | 0  | 0  | 0   | 0  | 0    | 0 | 0   | 0     | L      | 10-41  |
| 12/05       | Ravens      | P    | 1       | 0 | 1  | 0.0 | 0.0 | 0   | 0   | 0              | 0  | 0   | 0  | 0       | 0  | 0  | 0  | 0  | 0   | 0  | 0    | 0 | 0   | 0     | W      | 20-19  |
| 12/09       | at Vikings  | P    | 4       | 2 | 2  | 0.0 | 0.0 | 0   | 0   | 1              | 0  | 0   | 0  | 0       | 0  | 0  | 0  | 0  | 0   | 0  | 0    | 0 | 0   | 0     | L      | 28-36  |
| 12/19       | Titans      | P    | 2       | 0 | 2  | 0.0 | 0.0 | 0   | 0   | 0              | 0  | 0   | 0  | 1       | 0  | 0  | 0  | 0  | 0   | 0  | 0    | 0 | 0   | 0     | W      | 19-13  |
| 12/26       | at Chiefs   | P    | 1       | 0 | 1  | 0.0 | 0.0 | 0   | 0   | 0              | 0  | 0   | 0  | 0       | 0  | 0  | 0  | 0  | 0   | 0  | 0    | 0 | 0   | 0     | L      | 10-36  |
| 01/03       | Browns      | P    | 0       | 0 | 0  | 0.0 | 0.0 | 0   | 0   | 0              | 0  | 0   | 0  | 0       | 0  | 0  | 0  | 0  | 0   | 0  | 0    | 0 | 0   | 0     | W      | 26-14  |
| 01/09       | at Ravens   | P    | 0       | 0 | 0  | 0.0 | 0.0 | 0   | 0   | 0              | 0  | 0   | 0  | 0       | 0  | 0  | 0  | 0  | 0   | 0  | 0    | 0 | 0   | 0     | W      | 16-13+ |
| 2021 TOTALS |             | 10-2 | 18      | 7 | 11 | 0.5 | 2.0 | 0   | 0   | 2              | 0  | 0   | 0  | 1       | 0  | 0  | 0  | 0  | 0   | 0  | 0    | 0 | 0   | 0     | 9-7-1  |        |
| ±: Overtime |             |      |         |   |    |     |     |     |     |                |    |     |    |         |    |    |    |    |     |    |      |   |     |       |        |        |

2021 GAME-BY-GAME POSTSEASON STATISTICS (STEELERS)


| DATE        | OPPONENT  | P/S | TACKLES |   |   |     |     |     |     | INTERCEPTIONS |    |     |    | O. FUMB |    |    | ST |    |     | MISC |   | W/L | SCORE |   |     |       |
|-------------|-----------|-----|---------|---|---|-----|-----|-----|-----|---------------|----|-----|----|---------|----|----|----|----|-----|------|---|-----|-------|---|-----|-------|
|             |           |     | TK      | S | A | SK  | YDS | TFL | YDS | QBH           | NO | YDS | LG | TD      | PD | FF | FR | TD | YDS | TK   | S |     |       | A | FF  | FR    |
| 01/16       | at Chiefs | P   | 1       | 1 | 0 | 0.0 | 0.0 | 0   | 0   | 1             | 0  | 0   | 0  | 0       | 0  | 0  | 0  | 0  | 0   | 0    | 0 | 0   | 0     | 0 | L   | 21-42 |
| 2021 TOTALS |           | 1-0 | 1       | 1 | 0 | 0.0 | 0.0 | 0   | 0   | 1             | 0  | 0   | 0  | 0       | 0  | 0  | 0  | 0  | 0   | 0    | 0 | 0   | 0     | 0 | 0-1 |       |

2020 GAME-BY-GAME POSTSEASON STATISTICS (CHIEFS)

|             |               |     | TACKLES |   |   |     |     |     |     | INTERCEPTIONS |    |     |    |    | O. FUMB |    |    |    | ST  |    |   |   | MISC |    |   |   |     |       |
|-------------|---------------|-----|---------|---|---|-----|-----|-----|-----|---------------|----|-----|----|----|---------|----|----|----|-----|----|---|---|------|----|---|---|-----|-------|
| DATE        | OPPONENT      | P/S | TK      | S | A | SK  | YDS | TFL | YDS | QBH           | NO | YDS | LG | TD | PD      | FF | FR | TD | YDS | TK | S | A | FF   | FR | S | A | W/L | SCORE |
| 01/17       | Browns        |     |         |   |   |     |     |     |     |               |    |     |    |    |         |    |    |    |     |    |   |   |      |    |   |   | W   | 22-17 |
| 01/24       | Bills         |     |         |   |   |     |     |     |     |               |    |     |    |    |         |    |    |    |     |    |   |   |      |    |   |   | W   | 38-24 |
| 02/07       | at Buccaneers |     |         |   |   |     |     |     |     |               |    |     |    |    |         |    |    |    |     |    |   |   |      |    |   |   | L   | 9-31  |
| 2020 TOTALS |               |     | 0       | 0 | 0 | 0.0 | 0.0 | 0   | 0   | 0             | 0  | 0   | 0  | 0  | 0       | 0  | 0  | 0  | 0   | 0  | 0 | 0 | 0    | 0  | 0 | 0 | 2-1 |       |

2018 GAME-BY-GAME POSTSEASON STATISTICS (COWBOYS)

| DATE        | OPPONENT | P/S | TACKLES |   |   |     |     |     |     | INTERCEPTIONS |    |     |    |    | O. FUMB |    |    | ST |     |    | MISC |   | W/L | SCORE |    |     |       |
|-------------|----------|-----|---------|---|---|-----|-----|-----|-----|---------------|----|-----|----|----|---------|----|----|----|-----|----|------|---|-----|-------|----|-----|-------|
|             |          |     | TK      | S | A | SK  | YDS | TFL | YDS | QBH           | NO | YDS | LG | TD | PD      | FF | FR | TD | YDS | TK | S    | A |     |       | FF | FR  | S     |
| 01/05       | Seahawks | P   | 0       | 0 | 0 | 0.0 | 0.0 | 0   | 0   | 0             | 0  | 0   | 0  | 0  | 0       | 0  | 0  | 0  | 0   | 0  | 0    | 0 | 0   | 0     | 0  | W   | 24-22 |
| 01/12       | at Rams  | P   | 0       | 0 | 0 | 0.0 | 0.0 | 0   | 0   | 0             | 0  | 0   | 0  | 0  | 0       | 0  | 0  | 0  | 0   | 0  | 0    | 0 | 0   | 0     | 0  | L   | 22-30 |
| 2018 TOTALS |          |     | 2-0     | 0 | 0 | 0.0 | 0.0 | 0   | 0   | 0             | 0  | 0   | 0  | 0  | 0       | 0  | 0  | 0  | 0   | 0  | 0    | 0 | 0   | 0     | 0  | 1-1 |       |



11

# CHASE CLAYPOOL

WIDE RECEIVER

HEIGHT: 6-4

BIRTHPLACE Abbotsford, British Columbia, Canada

WEIGHT: 238

HOW ACQUIRED: D2 '20

COLLEGE: Notre Dame

NFL EXPERIENCE: 2nd year

BORN: Jul. 7, 1998 (23)

CHASE CLAYPOOL'S NFL REGULAR SEASON RUSHING/RECEIVING STATISTICS

| DATE       | TEAM     | GP | GS | RECEIVING |       |      |     |    | RUSHING |      |      |    |    |
|------------|----------|----|----|-----------|-------|------|-----|----|---------|------|------|----|----|
|            |          |    |    | NO.       | YDS.  | AVG. | LG  | TD | NO.     | YDS. | AVG. | LG | TD |
| 2020       | Steelers | 16 | 6  | 62        | 873   | 14.1 | 84t | 9  | 10      | 16   | 1.6  | 8  | 2  |
| 2021       | Steelers | 15 | 13 | 59        | 860   | 14.6 | 59  | 2  | 14      | 96   | 6.9  | 25 | 0  |
| NFL TOTALS |          | 31 | 19 | 121       | 1,733 | 14.3 | 84T | 11 | 24      | 112  | 4.7  | 25 | 2  |

CHASE CLAYPOOL'S NFL POSTSEASON RUSHING/RECEIVING STATISTICS

| DATE       | TEAM     | GP | GS | RECEIVING |      |      |     |    | RUSHING |      |      |    |    |
|------------|----------|----|----|-----------|------|------|-----|----|---------|------|------|----|----|
|            |          |    |    | NO.       | YDS. | AVG. | LG  | TD | NO.     | YDS. | AVG. | LG | TD |
| 2020       | Steelers | 1  | 1  | 5         | 59   | 11.8 | 29t | 2  | 0       | 0    | 0.0  | 0  | 0  |
| 2021       | Steelers | 1  | 1  | 3         | 25   | 8.3  | 16  | 0  | 0       | 0    | 0.0  | 0  | 0  |
| NFL TOTALS |          | 2  | 2  | 8         | 84   | 10.5 | 29T | 2  | 0       | 0    | 0.0  | 0  | 0  |

CHASE CLAYPOOL'S NFL REGULAR SEASON RETURN STATISTICS

| DATE       | TEAM     | RET. | KICKOFF RETURNS |      |    |    | PUNT RETURNS |    |      |      |    |    |
|------------|----------|------|-----------------|------|----|----|--------------|----|------|------|----|----|
|            |          |      | YDS.            | AVG. | LG | TD | NO.          | FC | YDS. | AVG. | LG | TD |
| 2020       | Steelers | 0    | 0               | 0.0  | 0  | 0  | 0            | 0  | 0    | 0.0  | 0  | 0  |
| 2021       | Steelers | 0    | 0               | 0.0  | 0  | 0  | 0            | 0  | 0    | 0.0  | 0  | 0  |
| NFL TOTALS |          | 0    | 0               | 0.0  | 0  | 0  | 0            | 0  | 0    | 0.0  | 0  | 0  |

CHASE CLAYPOOL'S NFL POSTSEASON RETURN STATISTICS


| DATE       | TEAM     | RET. | KICKOFF RETURNS |      |    |    | PUNT RETURNS |    |      |      |    |    |
|------------|----------|------|-----------------|------|----|----|--------------|----|------|------|----|----|
|            |          |      | YDS.            | AVG. | LG | TD | NO.          | FC | YDS. | AVG. | LG | TD |
| 2020       | Steelers | 0    | 0               | 0.0  | 0  | 0  | 0            | 0  | 0    | 0.0  | 0  | 0  |
| 2021       | Steelers | 0    | 0               | 0.0  | 0  | 0  | 0            | 0  | 0    | 0.0  | 0  | 0  |
| NFL TOTALS |          | 0    | 0               | 0.0  | 0  | 0  | 0            | 0  | 0    | 0.0  | 0  | 0  |

SINGLE-GAME HIGHS: RUSHING/RECEIVING

|                 |   |                       |  |
|-----------------|---|-----------------------|--|
| Rush Attempts   | 3 at Baltimore Ravens, Jan 09, 2022<br>3 vs. Philadelphia Eagles, Oct 11, 2020                    | Longest Receptions    | 84t vs. Denver Broncos, Sep 20, 2020<br>59 vs. Denver Broncos, Oct 10, 2021                  |
| Rushing Yards   | 33 at Baltimore Ravens, Jan 09, 2022<br>25 at Buffalo Bills, Sep 12, 2021                         | Receiving TDs         | 3 vs. Philadelphia Eagles, Oct 11, 2020<br>2 vs. Cincinnati Bengals, Nov 15, 2020            |
| Longest Runs    | 25 at Buffalo Bills, Sep 12, 2021<br>17 at Baltimore Ravens, Jan 09, 2022                         | All-Purpose Yards     | 130 vs. Denver Broncos, Oct 10, 2021<br>116 vs. Philadelphia Eagles, Oct 11, 2020            |
| Rushing TDs     | 1 vs. Cleveland Browns, Oct 18, 2020<br>1 vs. Philadelphia Eagles, Oct 11, 2020                   | Special Teams Tackles | 3 vs. Denver Broncos, Sep 20, 2020<br>1 at Cleveland Browns, Jan 03, 2021<br>...2 more at 1. |
| Receptions      | 9 vs. Cincinnati Bengals, Sep 26, 2021<br>8 at Minnesota Vikings, Dec 09, 2021<br>...1 more at 8. | Most TDs              | 4 vs. Philadelphia Eagles, Oct 11, 2020<br>2 vs. Cincinnati Bengals, Nov 15, 2020            |
| Receiving Yards | 130 vs. Denver Broncos, Oct 10, 2021<br>110 vs. Philadelphia Eagles, Oct 11, 2020                 | Receiving Average     | 29.3 vs. Denver Broncos, Sep 20, 2020<br>27.3 at Cincinnati Bengals, Nov 28, 2021            |

SINGLE-GAME HIGHS - POSTSEASON: RECEIVING

|                    |  |                   |  |
|--------------------|--|-------------------|--|
| Receptions         | 5 vs. Cleveland Browns, Jan 10, 2021<br>3 at Kansas City Chiefs, Jan 16, 2022  | All-Purpose Yards | 59 vs. Cleveland Browns, Jan 10, 2021<br>25 at Kansas City Chiefs, Jan 16, 2022    |
| Receiving Yards    | 59 vs. Cleveland Browns, Jan 10, 2021<br>25 at Kansas City Chiefs, Jan 16, 2022  | Most TDs          | 2 vs. Cleveland Browns, Jan 10, 2021   |
| Longest Receptions | 29t vs. Cleveland Browns, Jan 10, 2021<br>16 at Kansas City Chiefs, Jan 16, 2022<br>15 vs. Cleveland Browns, Jan 10, 2021<br>7t vs. Cleveland Browns, Jan 10, 2021<br>7 vs. Cleveland Browns, Jan 10, 2021 | Receiving Average | 11.8 vs. Cleveland Browns, Jan 10, 2021<br>8.3 at Kansas City Chiefs, Jan 16, 2022 |
| Receiving TDs      | 2 vs. Cleveland Browns, Jan 10, 2021   |                   |  |

 2021 PITTSBURGH STEELERS

145

UPDATED PLAYER BIOS



100-YARD RECEIVING GAMES (3): REGULAR SEASON

| DATE     | TEAM      | NO. | YDS. | AVG. | LG  | TD |
|----------|-----------|-----|------|------|-----|----|
| 10/11/20 | EAGLES    | 7   | 110  | 15.7 | 35t | 3  |
| 01/03/21 | at Browns | 5   | 101  | 20.2 | 41  | 1  |
| 10/10/21 | BRONCOS   | 5   | 130  | 26.0 | 59  | 1  |

2021 GAME-BY-GAME REGULAR-SEASON STATISTICS (STEELERS)

| DATE         | OPPONENT    | P/S | RECEIVING        |      |      |      |    | RUSHING |      |      |     |    | W/L/T | SCORE  |
|--------------|-------------|-----|------------------|------|------|------|----|---------|------|------|-----|----|-------|--------|
|              |             |     | NO.              | YDS. | AVG. | LG   | TD | NO.     | YDS. | AVG. | LG  | TD |       |        |
| 09/12        | at Bills    | P   | 3                | 45   | 15.0 | 22   | 0  | 1       | 25   | 25.0 | 25  | 0  | W     | 23-16  |
| 09/19        | Raiders     | S   | 3                | 70   | 23.3 | 52   | 0  | 1       | -3   | -3.0 | -3  | 0  | L     | 17-26  |
| 09/26        | Bengals     | S   | 9                | 96   | 10.7 | 29   | 0  | 0       | 0    | 0.0  | 0   | 0  | L     | 10-24  |
| 10/03        | at Packers  |     | ON INACTIVE LIST |      |      |      |    |         |      |      |     |    |       |        |
| 10/10        | Broncos     | S   | 5                | 130  | 26.0 | 59   | 1  | 0       | 0    | 0.0  | 0   | 0  | W     | 27-19  |
| 10/17        | Seahawks    | S   | 2                | 17   | 8.5  | 12   | 0  | 0       | 0    | 0.0  | 0   | 0  | W     | 23-20+ |
| 10/31        | at Browns   | S   | 4                | 45   | 11.3 | 16   | 0  | 2       | 16   | 8.0  | 16  | 0  | W     | 15-10  |
| 11/08        | Bears       | S   | 3                | 30   | 10.0 | 26   | 0  | 2       | 13   | 6.5  | 11  | 0  | W     | 29-27  |
| 11/14        | Lions       |     | ON INACTIVE LIST |      |      |      |    |         |      |      |     |    |       |        |
| 11/21        | at Chargers | S   | 5                | 93   | 18.6 | 37   | 0  | 2       | 1    | 0.5  | 3   | 0  | L     | 37-41  |
| 11/28        | at Bengals  | S   | 3                | 82   | 27.3 | 41   | 0  | 0       | 0    | 0.0  | 0   | 0  | L     | 10-41  |
| 12/05        | Ravens      | P   | 2                | 52   | 26.0 | 40   | 0  | 1       | 2    | 2.0  | 2   | 0  | W     | 20-19  |
| 12/09        | at Vikings  | S   | 8                | 93   | 11.6 | 38   | 0  | 1       | 2    | 2.0  | 2   | 0  | L     | 28-36  |
| 12/19        | Titans      | S   | 0                | 12   | 0.0  | 12   | 0  | 1       | 7    | 7.0  | 7   | 0  | W     | 19-13  |
| 12/26        | at Chiefs   | S   | 4                | 41   | 10.3 | 24   | 0  | 0       | 0    | 0.0  | 0   | 0  | L     | 10-36  |
| 01/03        | Browns      | S   | 3                | 17   | 5.7  | 8    | 0  | 0       | 0    | 0.0  | 0   | 0  | W     | 26-14  |
| 01/09        | at Ravens   | S   | 5                | 37   | 7.4  | 10   | 1  | 3       | 33   | 11.0 | 17  | 0  | W     | 16-13+ |
| 2021 TOTALS  |             |     | 15-13            | 59   | 860  | 14.6 | 59 | 2       | 14   | 96   | 6.9 | 25 | 0     | 9-7-1  |
| + - Overtime |             |     |                  |      |      |      |    |         |      |      |     |    |       |        |

2021 GAME-BY-GAME POSTSEASON STATISTICS (STEELERS)

| DATE        | OPPONENT  | P/S | RECEIVING |      |      |     |    | RUSHING |      |      |     |    | W/L | SCORE |
|-------------|-----------|-----|-----------|------|------|-----|----|---------|------|------|-----|----|-----|-------|
|             |           |     | NO.       | YDS. | AVG. | LG  | TD | NO.     | YDS. | AVG. | LG  | TD |     |       |
| 01/16       | at Chiefs | S   | 3         | 25   | 8.3  | 16  | 0  | 0       | 0    | 0.0  | 0   | 0  | L   | 21-42 |
| 2021 TOTALS |           |     | 1-1       | 3    | 25   | 8.3 | 16 | 0       | 0    | 0    | 0.0 | 0  | 0   | 0-1   |

2020 GAME-BY-GAME POSTSEASON STATISTICS (STEELERS)

| DATE        | OPPONENT | P/S | RECEIVING |      |      |      |     | RUSHING |      |      |     |    | W/L | SCORE |
|-------------|----------|-----|-----------|------|------|------|-----|---------|------|------|-----|----|-----|-------|
|             |          |     | NO.       | YDS. | AVG. | LG   | TD  | NO.     | YDS. | AVG. | LG  | TD |     |       |
| 01/10       | Browns   | S   | 5         | 59   | 11.8 | 29t  | 2   | 0       | 0    | 0.0  | 0   | 0  | L   | 37-48 |
| 2020 TOTALS |          |     | 1-1       | 5    | 59   | 11.8 | 29T | 2       | 0    | 0    | 0.0 | 0  | 0   | 0-1   |



CARLOS DAVIS

DEFENSIVE TACKLE

HEIGHT: 6-2 BIRTHPLACE: Blue Springs, MO  
WEIGHT: 320 HOW ACQUIRED: D7 '20  
COLLEGE: Nebraska NFL EXPERIENCE: 2nd year  
BORN: Aug. 22, 1996 (25)

CARLOS DAVIS' NFL REGULAR SEASON DEFENSIVE STATISTICS

| DATE       | TEAM     | GP | GS | TACKLES |   |   |     |     |     |     | QBH | INTERCEPTIONS |     |    |    |    | O. FUMB |    |    |     |    | ST |   |    |    | MISC |   |
|------------|----------|----|----|---------|---|---|-----|-----|-----|-----|-----|---------------|-----|----|----|----|---------|----|----|-----|----|----|---|----|----|------|---|
|            |          |    |    | TK      | S | A | TFL | YDS | SK  | YDS |     | NO            | YDS | LG | TD | PD | FF      | FR | TD | YDS | TK | S  | A | FF | FR | S    | A |
| 2020       | Steelers | 7  | 0  | 6       | 4 | 2 | 1   | 4   | 0.0 | 0.0 | 0   | 0             | 0   | 0  | 0  | 0  | 0       | 0  | 0  | 0   | 0  | 0  | 0 | 0  | 0  |      |   |
| 2021       | Steelers | 4  | 0  | 5       | 3 | 2 | 1   | 0   | 0.0 | 0.0 | 0   | 0             | 0   | 0  | 0  | 0  | 0       | 0  | 0  | 0   | 0  | 0  | 0 | 0  | 0  |      |   |
| NFL TOTALS |          | 11 | 0  | 11      | 7 | 4 | 2   | 4   | 0.0 | 0.0 | 0   | 0             | 0   | 0  | 0  | 0  | 0       | 0  | 0  | 0   | 0  | 0  | 0 | 0  | 0  |      |   |

CARLOS DAVIS' NFL POSTSEASON DEFENSIVE STATISTICS

| DATE       | TEAM     | GP | GS | TACKLES |   |   |     |     |     |     | QBH | INTERCEPTIONS |     |    |    | O. FUMB |    |    |    | ST  |    |   | MISC |    |    |
|------------|----------|----|----|---------|---|---|-----|-----|-----|-----|-----|---------------|-----|----|----|---------|----|----|----|-----|----|---|------|----|----|
|            |          |    |    | TK      | S | A | TFL | YDS | SK  | YDS |     | NO            | YDS | LG | TD | PD      | FF | FR | TD | YDS | TK | S | A    | FF | FR |
| 2020       | Steelers | 1  | 0  | 0       | 0 | 0 | 0   | 0   | 0.0 | 0.0 | 0   | 0             | 0   | 0  | 0  | 0       | 0  | 0  | 0  | 0   | 0  | 0 | 0    | 0  | 0  |
| 2021       | Steelers | 0  | 0  | 0       | 0 | 0 | 0   | 0   | 0.0 | 0.0 | 0   | 0             | 0   | 0  | 0  | 0       | 0  | 0  | 0  | 0   | 0  | 0 | 0    | 0  | 0  |
| NFL TOTALS |          | 1  | 0  | 0       | 0 | 0 | 0   | 0   | 0.0 | 0.0 | 0   | 0             | 0   | 0  | 0  | 0       | 0  | 0  | 0  | 0   | 0  | 0 | 0    | 0  | 0  |

SINGLE-GAME HIGHS: DEFENSIVE

Total Tackles 3 at Kansas City Chiefs, Dec 26, 2021  
2 vs. Indianapolis Colts, Dec 27, 2020  
...1 more at 2.

Tackles For Loss 1 at Kansas City Chiefs, Dec 26, 2021  
1 at Dallas Cowboys, Nov 08, 2020

2021 GAME-BY-GAME REGULAR-SEASON STATISTICS (STEELERS)

| DATE        | OPPONENT    | P/S | TACKLES          |   |   |     |     |     |     | INTERCEPTIONS |    |     |    |    | O. FUMB |    |    | ST |     |    | MISC |   | W/L | SCORE |        |       |
|-------------|-------------|-----|------------------|---|---|-----|-----|-----|-----|---------------|----|-----|----|----|---------|----|----|----|-----|----|------|---|-----|-------|--------|-------|
|             |             |     | TK               | S | A | SK  | YDS | TFL | YDS | QBH           | NO | YDS | LG | TD | PD      | FF | FR | TD | YDS | TK | S    | A |     |       | FF     | FR    |
| 09/12       | at Bills    | P   | 1                | 1 | 0 | 0.0 | 0.0 | 0   | 0   | 0             | 0  | 0   | 0  | 0  | 0       | 0  | 0  | 0  | 0   | 0  | 0    | 0 | 0   | 0     | W      | 23-16 |
| 09/19       | Raiders     |     | ON INACTIVE LIST |   |   |     |     |     |     |               |    |     |    |    | 0       | 0  | 0  | 0  | 0   | 0  | 0    | 0 | 0   | L     | 17-26  |       |
| 09/26       | Bengals     |     | ON INACTIVE LIST |   |   |     |     |     |     |               |    |     |    |    | 0       | 0  | 0  | 0  | 0   | 0  | 0    | 0 | 0   | L     | 10-24  |       |
| 10/03       | at Packers  |     | ON INACTIVE LIST |   |   |     |     |     |     |               |    |     |    |    | 0       | 0  | 0  | 0  | 0   | 0  | 0    | 0 | 0   | L     | 17-27  |       |
| 10/10       | Broncos     |     | ON INACTIVE LIST |   |   |     |     |     |     |               |    |     |    |    | 0       | 0  | 0  | 0  | 0   | 0  | 0    | 0 | 0   | W     | 27-19  |       |
| 10/17       | Seahawks    |     | ON INACTIVE LIST |   |   |     |     |     |     |               |    |     |    |    | 0       | 0  | 0  | 0  | 0   | 0  | 0    | 0 | 0   | W     | 23-20+ |       |
| 10/31       | at Browns   |     | INJURED RESERVE  |   |   |     |     |     |     |               |    |     |    |    | 0       | 0  | 0  | 0  | 0   | 0  | 0    | 0 | 0   | W     | 15-10  |       |
| 11/08       | Bears       |     | INJURED RESERVE  |   |   |     |     |     |     |               |    |     |    |    | 0       | 0  | 0  | 0  | 0   | 0  | 0    | 0 | 0   | W     | 29-27  |       |
| 11/14       | Lions       |     | INJURED RESERVE  |   |   |     |     |     |     |               |    |     |    |    | 0       | 0  | 0  | 0  | 0   | 0  | 0    | 0 | 0   | T     | 16-16  |       |
| 11/21       | at Chargers |     | INJURED RESERVE  |   |   |     |     |     |     |               |    |     |    |    | 0       | 0  | 0  | 0  | 0   | 0  | 0    | 0 | 0   | L     | 37-41  |       |
| 11/28       | at Bengals  |     | INJURED RESERVE  |   |   |     |     |     |     |               |    |     |    |    | 0       | 0  | 0  | 0  | 0   | 0  | 0    | 0 | 0   | L     | 10-41  |       |
| 12/05       | Ravens      |     | ON INACTIVE LIST |   |   |     |     |     |     |               |    |     |    |    | 0       | 0  | 0  | 0  | 0   | 0  | 0    | 0 | 0   | W     | 20-19  |       |
| 12/09       | at Vikings  |     | INACTIVE         |   |   |     |     |     |     |               |    |     |    |    | 0       | 0  | 0  | 0  | 0   | 0  | 0    | 0 | 0   | L     | 28-36  |       |
| 12/19       | Titans      | P   | 1                | 1 | 0 | 0.0 | 0.0 | 0   | 0   | 0             | 0  | 0   | 0  | 0  | 0       | 0  | 0  | 0  | 0   | 0  | 0    | 0 | 0   | 0     | W      | 19-13 |
| 12/26       | at Chiefs   | P   | 3                | 1 | 2 | 0.0 | 0.0 | 1   | 0   | 0             | 0  | 0   | 0  | 0  | 0       | 0  | 0  | 0  | 0   | 0  | 0    | 0 | 0   | 0     | L      | 10-36 |
| 01/03       | Browns      | P   | 0                | 0 | 0 | 0.0 | 0.0 | 0   | 0   | 0             | 0  | 0   | 0  | 0  | 0       | 0  | 0  | 0  | 0   | 0  | 0    | 0 | 0   | 0     | W      | 26-14 |
| 01/09       | at Ravens   |     | ON INACTIVE LIST |   |   |     |     |     |     |               |    |     |    |    | 0       | 0  | 0  | 0  | 0   | 0  | 0    | 0 | 0   | W     | 16-13+ |       |
| 2021 TOTALS |             | 4-0 | 5                | 3 | 2 | 0.0 | 0.0 | 1   | 0   | 0             | 0  | 0   | 0  | 0  | 0       | 0  | 0  | 0  | 0   | 0  | 0    | 0 | 0   | 0     | 9-7-1  |       |

+ - Overtime

2021 GAME-BY-GAME POSTSEASON STATISTICS (STEELERS)

| DATE        | OPPONENT  | P/S | TACKLES  |   |   |     |     |     | INTERCEPTIONS |     |    |     | O. FUMB |    |    | ST |    |    | MISC |    | W/L | SCORE |   |   |     |    |       |
|-------------|-----------|-----|----------|---|---|-----|-----|-----|---------------|-----|----|-----|---------|----|----|----|----|----|------|----|-----|-------|---|---|-----|----|-------|
|             |           |     | TK       | S | A | SK  | YDS | TFL | YDS           | QBH | NO | YDS | LG      | TD | PD | FF | FR | TD | YDS  | TK |     |       | S | A | FF  | FR | S     |
| 01/16       | at Chiefs |     | INACTIVE |   |   |     |     |     |               |     |    |     |         |    | 0  | 0  | 0  | 0  | 0    | 0  | 0   | 0     | 0 | 0 | 0   | L  | 21-42 |
| 2021 TOTALS |           |     | 0        | 0 | 0 | 0.0 | 0.0 | 0   | 0             | 0   | 0  | 0   | 0       | 0  | 0  | 0  | 0  | 0  | 0    | 0  | 0   | 0     | 0 | 0 | 0-1 |    |       |

2020 GAME-BY-GAME POSTSEASON STATISTICS (STEELERS)

|             |          | TACKLES |    |   |   |     |     |     | INTERCEPTIONS |     |    |     | O. FUMB |    |    | ST |    |    | MISC |    |   |   |    |    |   |   |     |       |
|-------------|----------|---------|----|---|---|-----|-----|-----|---------------|-----|----|-----|---------|----|----|----|----|----|------|----|---|---|----|----|---|---|-----|-------|
| DATE        | OPPONENT | P/S     | TK | S | A | SK  | YDS | TFL | YDS           | QBH | NO | YDS | LG      | TD | PD | FF | FR | TD | YDS  | TK | S | A | FF | FR | S | A | W/L | SCORE |
| 01/10       | Browns   | P       | 0  | 0 | 0 | 0.0 | 0.0 | 0   | 0             | 0   | 0  | 0   | 0       | 0  | 0  | 0  | 0  | 0  | 0    | 0  | 0 | 0 | 0  | 0  | 0 | 0 | L   | 37-48 |
| 2020 TOTALS |          | 1-0     | 0  | 0 | 0 | 0.0 | 0.0 | 0   | 0             | 0   | 0  | 0   | 0       | 0  | 0  | 0  | 0  | 0  | 0    | 0  | 0 | 0 | 0  | 0  | 0 | 0 | 0-1 |       |



TERRELL EDMUNDS

SAFETY

HEIGHT: 6-1      BIRTHPLACE: Danville, VA  
WEIGHT: 217      HOW ACQUIRED: D1 '18  
COLLEGE: Virginia Tech      NFL EXPERIENCE: 4th year  
BORN: Jan. 20, 1997 (25)

TERRELL EDMUNDS' NFL REGULAR SEASON DEFENSIVE STATISTICS

| DATE       | TEAM     | GP | GS | TK  | S   | TACKLES |     |     |     |      | INTERCEPTIONS |    |     |    |    | O. FUMB |    |    |    | ST  |    |   |   | MISC |    |   |   |
|------------|----------|----|----|-----|-----|---------|-----|-----|-----|------|---------------|----|-----|----|----|---------|----|----|----|-----|----|---|---|------|----|---|---|
|            |          |    |    |     |     | A       | TFL | YDS | SK  | YDS  | QBH           | NO | YDS | LG | TD | PD      | FF | FR | TD | YDS | TK | S | A | FF   | FR | S | A |
| 2018       | Steelers | 16 | 15 | 73  | 52  | 21      | 1   | 9   | 1.0 | 9.0  | 3             | 1  | 35  | 35 | 0  | 4       | 0  | 1  | 0  | 0   | 5  | 3 | 2 | 0    | 0  | 0 | 0 |
| 2019       | Steelers | 16 | 16 | 105 | 71  | 34      | 2   | 7   | 0.0 | 0.0  | 2             | 0  | 0   | 0  | 0  | 3       | 0  | 0  | 0  | 0   | 0  | 0 | 0 | 0    | 0  | 0 |   |
| 2020       | Steelers | 15 | 12 | 68  | 46  | 22      | 1   | 11  | 1.0 | 11.0 | 1             | 2  | 11  | 7  | 0  | 8       | 0  | 0  | 0  | 0   | 0  | 0 | 0 | 0    | 0  | 0 |   |
| 2021       | Steelers | 17 | 17 | 89  | 63  | 26      | 8   | 29  | 1.0 | 13.0 | 1             | 2  | 15  | 15 | 0  | 6       | 0  | 0  | 0  | 0   | 0  | 0 | 0 | 0    | 0  | 0 |   |
| NFL TOTALS |          | 64 | 60 | 335 | 232 | 103     | 12  | 56  | 3.0 | 33.0 | 7             | 5  | 61  | 35 | 0  | 21      | 0  | 1  | 0  | 0   | 5  | 3 | 2 | 0    | 0  | 0 | 0 |

TERRELL EDMUNDS' NFL POSTSEASON DEFENSIVE STATISTICS

| DATE       | TEAM     | GP | GS | TK | S | A | SK | YDS | TFL | YDS | QBH | NO | YDS | LG | TD | PD | FF | FR | TD | YDS | TK | S | A | FF | FR | S | A |
|------------|----------|----|----|----|---|---|----|-----|-----|-----|-----|----|-----|----|----|----|----|----|----|-----|----|---|---|----|----|---|---|
|            |          |    |    | TK | S | A | SK | YDS | TFL | YDS | QBH | NO | YDS | LG | TD | PD | FF | FR | TD | YDS | TK | S | A | FF | FR | S | A |
| 2020       | Steelers | 1  | 1  | 6  | 3 | 3 | 1  | 1   | 0.0 | 0.0 | 0   | 0  | 0   | 0  | 0  | 1  | 0  | 0  | 0  | 0   | 0  | 0 | 0 | 0  | 0  | 0 | 0 |
| 2021       | Steelers | 1  | 1  | 6  | 6 | 0 | 0  | 0   | 0.0 | 0.0 | 0   | 0  | 0   | 0  | 0  | 0  | 0  | 0  | 0  | 0   | 0  | 0 | 0 | 0  | 0  | 0 | 0 |
| NFL TOTALS |          | 2  | 2  | 12 | 9 | 3 | 1  | 1   | 0.0 | 0.0 | 0   | 0  | 0   | 0  | 0  | 1  | 0  | 0  | 0  | 0   | 0  | 0 | 0 | 0  | 0  | 0 | 0 |

SINGLE-GAME HIGHS: DEFENSIVE

|                   |   |                           |   |
|-------------------|---|---------------------------|---|
| Total Tackles     | 11 vs. Buffalo Bills, Dec 15, 2019<br>11 vs. Seattle Seahawks, Sep 15, 2019                       | Tackles For Loss          | 2 vs. Tennessee Titans, Dec 19, 2021<br>2 vs. Detroit Lions, Nov 14, 2021                             |
| Sacks             | 1.0 vs. Detroit Lions, Nov 14, 2021<br>1.0 vs. Denver Broncos, Sep 20, 2020<br>...1 more at 1.0.  | Interceptions             | 2 at Jacksonville Jaguars, Nov 22, 2020<br>1 at Baltimore Ravens, Jan 09, 2022<br>...2 more at 1.     |
| Passes Defensed   | 3 at Baltimore Ravens, Jan 09, 2022<br>2 at Jacksonville Jaguars, Nov 22, 2020<br>...1 more at 2. | Interception Return Yards | 35 at Tampa Bay Buccaneers, Sep 24, 2018<br>15 vs. Cincinnati Bengals, Sep 26, 2021                   |
| Fumble Recoveries | 1 vs. Baltimore Ravens, Sep 30, 2018  | Special Teams Tackles     | 1 vs. Cincinnati Bengals, Dec 30, 2018<br>1 vs. Los Angeles Chargers, Dec 02, 2018<br>...3 more at 1. |

SINGLE-GAME HIGHS - POSTSEASON: DEFENSIVE

|                 |   |                  |                                      |
|-----------------|---|------------------|--------------------------------------|
| Total Tackles   | 6 at Kansas City Chiefs, Jan 16, 2022<br>6 vs. Cleveland Browns, Jan 10, 2021 | Tackles For Loss | 1 vs. Cleveland Browns, Jan 10, 2021 |
| Passes Defensed | 1 vs. Cleveland Browns, Jan 10, 2021  |                  |                                      |

2021 GAME-BY-GAME REGULAR-SEASON STATISTICS (STEELERS)


| DATE         | OPPONENT    | P/S   | TACKLES |    |    |     |      |     |     | INTERCEPTIONS |    |     |    |    | O. FUMB |    |    |    | ST  |    |   |   | MISC |    |   | W/L   | SCORE  |
|--------------|-------------|-------|---------|----|----|-----|------|-----|-----|---------------|----|-----|----|----|---------|----|----|----|-----|----|---|---|------|----|---|-------|--------|
|              |             |       | TK      | S  | A  | SK  | YDS  | TFL | YDS | QBH           | NO | YDS | LG | TD | PD      | FF | FR | TD | YDS | TK | S | A | FF   | FR | S | A     |        |
| 09/12        | at Bills    | S     | 5       | 4  | 1  | 0.0 | 0.0  | 0   | 0   | 0             | 0  | 0   | 0  | 0  | 0       | 0  | 0  | 0  | 0   | 0  | 0 | 0 | 0    | 0  | 0 | W     | 23-16  |
| 09/19        | Raiders     | S     | 6       | 5  | 1  | 0.0 | 0.0  | 2   | 2   | 0             | 0  | 0   | 0  | 0  | 0       | 0  | 0  | 0  | 0   | 0  | 0 | 0 | 0    | 0  | 0 | L     | 17-26  |
| 09/26        | Bengals     | S     | 5       | 2  | 3  | 0.0 | 0.0  | 1   | 0   | 0             | 1  | 15  | 15 | 0  | 1       | 0  | 0  | 0  | 0   | 0  | 0 | 0 | 0    | 0  | 0 | L     | 10-24  |
| 10/03        | at Packers  | S     | 7       | 6  | 1  | 0.0 | 0.0  | 0   | 0   | 0             | 0  | 0   | 0  | 0  | 0       | 0  | 0  | 0  | 0   | 0  | 0 | 0 | 0    | 0  | 0 | L     | 17-27  |
| 10/10        | Broncos     | S     | 7       | 4  | 3  | 0.0 | 0.0  | 0   | 0   | 0             | 0  | 0   | 0  | 0  | 0       | 0  | 0  | 0  | 0   | 0  | 0 | 0 | 0    | 0  | 0 | W     | 27-19  |
| 10/17        | Seahawks    | S     | 3       | 2  | 1  | 0.0 | 0.0  | 0   | 0   | 0             | 0  | 0   | 0  | 0  | 0       | 0  | 0  | 0  | 0   | 0  | 0 | 0 | 0    | 0  | 0 | W     | 23-20+ |
| 10/31        | at Browns   | S     | 5       | 4  | 1  | 0.0 | 0.0  | 0   | 0   | 0             | 0  | 0   | 0  | 0  | 0       | 0  | 0  | 0  | 0   | 0  | 0 | 0 | 0    | 0  | 0 | W     | 15-10  |
| 11/08        | Bears       | S     | 4       | 4  | 0  | 0.0 | 0.0  | 0   | 0   | 0             | 0  | 0   | 0  | 0  | 0       | 0  | 0  | 0  | 0   | 0  | 0 | 0 | 0    | 0  | 0 | W     | 29-27  |
| 11/14        | Lions       | S     | 5       | 4  | 1  | 1.0 | 13.0 | 2   | 16  | 1             | 0  | 0   | 0  | 0  | 1       | 0  | 0  | 0  | 0   | 0  | 0 | 0 | 0    | 0  | 0 | T     | 16-16  |
| 11/21        | at Chargers | S     | 4       | 3  | 1  | 0.0 | 0.0  | 0   | 0   | 0             | 0  | 0   | 0  | 0  | 0       | 0  | 0  | 0  | 0   | 0  | 0 | 0 | 0    | 0  | 0 | L     | 37-41  |
| 11/28        | at Bengals  | S     | 6       | 5  | 1  | 0.0 | 0.0  | 1   | 4   | 0             | 0  | 0   | 0  | 0  | 0       | 0  | 0  | 0  | 0   | 0  | 0 | 0 | 0    | 0  | 0 | L     | 10-41  |
| 12/05        | Ravens      | S     | 4       | 3  | 1  | 0.0 | 0.0  | 0   | 0   | 0             | 0  | 0   | 0  | 0  | 0       | 0  | 0  | 0  | 0   | 0  | 0 | 0 | 0    | 0  | 0 | W     | 20-19  |
| 12/09        | at Vikings  | S     | 5       | 4  | 1  | 0.0 | 0.0  | 0   | 0   | 0             | 0  | 0   | 0  | 0  | 1       | 0  | 0  | 0  | 0   | 0  | 0 | 0 | 0    | 0  | 0 | L     | 28-36  |
| 12/19        | Titans      | S     | 10      | 7  | 3  | 0.0 | 0.0  | 2   | 7   | 0             | 0  | 0   | 0  | 0  | 0       | 0  | 0  | 0  | 0   | 0  | 0 | 0 | 0    | 0  | 0 | W     | 19-13  |
| 12/26        | at Chiefs   | S     | 5       | 2  | 3  | 0.0 | 0.0  | 0   | 0   | 0             | 0  | 0   | 0  | 0  | 0       | 0  | 0  | 0  | 0   | 0  | 0 | 0 | 0    | 0  | 0 | L     | 10-36  |
| 01/03        | Browns      | S     | 5       | 1  | 4  | 0.0 | 0.0  | 0   | 0   | 0             | 0  | 0   | 0  | 0  | 0       | 0  | 0  | 0  | 0   | 0  | 0 | 0 | 0    | 0  | 0 | W     | 26-14  |
| 01/09        | at Ravens   | S     | 3       | 3  | 0  | 0.0 | 0.0  | 0   | 0   | 0             | 1  | 0   | 0  | 0  | 3       | 0  | 0  | 0  | 0   | 0  | 0 | 0 | 0    | 0  | 0 | W     | 16-13+ |
| 2021 TOTALS  |             | 17-17 | 89      | 63 | 26 | 1.0 | 13.0 | 8   | 29  | 1             | 2  | 15  | 15 | 0  | 6       | 0  | 0  | 0  | 0   | 0  | 0 | 0 | 0    | 0  | 0 | 9-7-1 |        |
| +/- Overtime |             |       |         |    |    |     |      |     |     |               |    |     |    |    |         |    |    |    |     |    |   |   |      |    |   |       |        |

2021 GAME-BY-GAME POSTSEASON STATISTICS (STEELERS)

| DATE        | OPPONENT  | P/S | TACKLES |   |   |     |     |     |     | INTERCEPTIONS |    |     |    |    | O. FUMB |    |    |    | ST  |    |   |   | MISC |    |   | W/L | SCORE |
|-------------|-----------|-----|---------|---|---|-----|-----|-----|-----|---------------|----|-----|----|----|---------|----|----|----|-----|----|---|---|------|----|---|-----|-------|
|             |           |     | TK      | S | A | SK  | YDS | TFL | YDS | QBH           | NO | YDS | LG | TD | PD      | FF | FR | TD | YDS | TK | S | A | FF   | FR | S | A   |       |
| 01/16       | at Chiefs | S   | 6       | 6 | 0 | 0.0 | 0.0 | 0   | 0   | 0             | 0  | 0   | 0  | 0  | 0       | 0  | 0  | 0  | 0   | 0  | 0 | 0 | 0    | 0  | 0 | L   | 21-42 |
| 2021 TOTALS |           | 1-1 | 6       | 6 | 0 | 0.0 | 0.0 | 0   | 0   | 0             | 0  | 0   | 0  | 0  | 0       | 0  | 0  | 0  | 0   | 0  | 0 | 0 | 0    | 0  | 0 | 0-1 |       |

2020 GAME-BY-GAME POSTSEASON STATISTICS (STEELERS)

|             |          |     | TACKLES |   |   |     |     |     |     |     | INTERCEPTIONS |     |    |    |    | O. FUMB |    |    |     | ST |   |   |    | MISC |   |   |     |       |
|-------------|----------|-----|---------|---|---|-----|-----|-----|-----|-----|---------------|-----|----|----|----|---------|----|----|-----|----|---|---|----|------|---|---|-----|-------|
| DATE        | OPPONENT | P/S | TK      | S | A | SK  | YDS | TFL | YDS | QBH | NO            | YDS | LG | TD | PD | FF      | FR | TD | YDS | TK | S | A | FF | FR   | S | A | W/L | SCORE |
| 01/10       | Browns   | S   | 6       | 3 | 3 | 0.0 | 0.0 | 1   | 1   | 0   | 0             | 0   | 0  | 0  | 1  | 0       | 0  | 0  | 0   | 0  | 0 | 0 | 0  | 0    | 0 | 0 | L   | 37-48 |
| 2020 TOTALS |          | 1-1 | 6       | 3 | 3 | 0.0 | 0.0 | 1   | 1   | 0   | 0             | 0   | 0  | 0  | 1  | 0       | 0  | 0  | 0   | 0  | 0 | 0 | 0  | 0    | 0 | 0 | 0-1 |       |



MINKAH FITZPATRICK SAFETY

HEIGHT: 6-1 BIRTHPLACE Old Bridge, NJ  
WEIGHT: 207 HOW ACQUIRED: TR '19 (MIA)  
COLLEGE: Alabama NFL EXPERIENCE: 4th year  
BORN: Nov. 17, 1996 (25)



MINKAH FITZPATRICK'S NFL REGULAR SEASON DEFENSIVE STATISTICS

| DATE                           | TEAM     | GP | GS | TACKLES |     |     |     |     |     |     |     |    |     | INTERCEPTIONS |    |    |    |    | O. FUMB |     |    |   |   | ST |    |   |   |    | MISC |   |  |
|--------------------------------|----------|----|----|---------|-----|-----|-----|-----|-----|-----|-----|----|-----|---------------|----|----|----|----|---------|-----|----|---|---|----|----|---|---|----|------|---|--|
|                                |          |    |    | TK      | S   | A   | TFL | YDS | SK  | YDS | QBH | NO | YDS | LG            | TD | PD | FF | FR | TD      | YDS | TK | S | A | FF | FR | S | A | FF | S    | A |  |
| 2018                           | Dolphins | 16 | 11 | 79      | 50  | 29  | 2   | 5   | 0.0 | 0.0 | 0   | 2  | 64  | 50t           | 1  | 9  | 0  | 0  | 0       | 1   | 1  | 0 | 0 | 0  | 0  | 0 | 0 | 0  | 0    |   |  |
| 2019                           | Dolphins | 2  | 2  | 11      | 7   | 4   | 0   | 0   | 0.0 | 0.0 | 0   | 0  | 0   | 0             | 0  | 0  | 1  | 1  | 0       | 0   | 1  | 1 | 0 | 0  | 0  | 0 | 0 | 0  | 0    |   |  |
| Went from Miami to Pittsburgh. |          |    |    |         |     |     |     |     |     |     |     |    |     |               |    |    |    |    |         |     |    |   |   |    |    |   |   |    |      |   |  |
| 2019                           | Steelers | 14 | 14 | 57      | 36  | 21  | 1   | 1   | 0.0 | 0.0 | 1   | 5  | 130 | 96t           | 1  | 9  | 1  | 2  | 1       | 79  | 0  | 0 | 0 | 0  | 0  | 0 | 0 | 0  | 0    |   |  |
| 2019                           | TOTAL    | 16 | 16 | 68      | 43  | 25  | 1   | 1   | 0.0 | 0.0 | 1   | 5  | 130 | 96t           | 1  | 9  | 2  | 3  | 1       | 79  | 1  | 1 | 0 | 0  | 0  | 0 | 0 | 0  | 0    |   |  |
| 2020                           | Steelers | 16 | 16 | 79      | 60  | 19  | 1   | 1   | 0.0 | 0.0 | 0   | 4  | 77  | 37            | 1  | 11 | 1  | 1  | 0       | -1  | 0  | 0 | 0 | 0  | 0  | 0 | 0 | 0  | 0    |   |  |
| 2021                           | Steelers | 16 | 16 | 124     | 84  | 40  | 1   | 1   | 0.0 | 0.0 | 0   | 2  | 18  | 18            | 0  | 7  | 1  | 1  | 0       | -1  | 0  | 0 | 0 | 0  | 0  | 0 | 0 | 0  | 0    |   |  |
| NFL TOTALS                     |          | 64 | 59 | 350     | 237 | 113 | 5   | 8   | 0.0 | 0.0 | 1   | 13 | 289 | 96T           | 3  | 36 | 4  | 5  | 1       | 77  | 2  | 2 | 0 | 0  | 0  | 0 | 0 | 0  | 0    |   |  |

MINKAH FITZPATRICK'S NFL POSTSEASON DEFENSIVE STATISTICS

| DATE       | TEAM     | GP | GS | TACKLES |   |   |     |     |     |     |     |    |     | INTERCEPTIONS |    |    |    |    | O. FUMB |     |    |   |   | ST |    |   |   |    | MISC |   |  |
|------------|----------|----|----|---------|---|---|-----|-----|-----|-----|-----|----|-----|---------------|----|----|----|----|---------|-----|----|---|---|----|----|---|---|----|------|---|--|
|            |          |    |    | TK      | S | A | TFL | YDS | SK  | YDS | QBH | NO | YDS | LG            | TD | PD | FF | FR | TD      | YDS | TK | S | A | FF | FR | S | A | FF | S    | A |  |
| 2020       | Steelers | 1  | 1  | 6       | 4 | 2 | 0   | 0   | 0.0 | 0.0 | 0   | 0  | 0   | 0             | 0  | 0  | 0  | 0  | 0       | 0   | 0  | 0 | 0 | 0  | 0  | 0 | 0 | 0  |      |   |  |
| 2021       | Steelers | 1  | 1  | 6       | 5 | 1 | 0   | 0   | 0.0 | 0.0 | 0   | 0  | 0   | 0             | 0  | 0  | 0  | 0  | 0       | 0   | 0  | 0 | 0 | 0  | 0  | 0 | 0 | 0  |      |   |  |
| NFL TOTALS |          | 2  | 2  | 12      | 9 | 3 | 0   | 0   | 0.0 | 0.0 | 0   | 0  | 0   | 0             | 0  | 0  | 0  | 0  | 0       | 0   | 0  | 0 | 0 | 0  | 0  | 0 | 0 | 0  |      |   |  |

SINGLE-GAME HIGHS: DEFENSIVE

|                   |  |                           |  |
|-------------------|--|---------------------------|--|
| Total Tackles     | 14 vs. Tennessee Titans, Dec 19, 2021<br>12 at Kansas City Chiefs, Dec 26, 2021                    | Tackles For Loss          | 1 vs. Denver Broncos, Oct 10, 2021<br>1 at Cincinnati Bengals, Dec 21, 2020                      |
| Passes Defensed   | 2 vs. Baltimore Ravens, Dec 02, 2020<br>2 at Jacksonville Jaguars, Nov 22, 2020<br>...6 more at 2. | Interceptions             | ...3 more at 1.<br>2 at Jacksonville Jaguars, Nov 22, 2020<br>2 vs. Miami Dolphins, Oct 28, 2019 |
| Forced Fumbles    | 1 vs. Seattle Seahawks, Oct 17, 2021<br>1 at Baltimore Ravens, Nov 01, 2020<br>...2 more at 1.     | Interception Return Yards | 96 vs. Indianapolis Colts, Nov 03, 2019<br>50 at Minnesota Vikings, Dec 16, 2018                 |
| Fumble Recoveries | 1 vs. Tennessee Titans, Dec 19, 2021<br>1 at Dallas Cowboys, Nov 08, 2020<br>...3 more at 1.       | Special Teams Tackles     | 1 vs. Baltimore Ravens, Sep 08, 2019<br>1 vs. Detroit Lions, Oct 21, 2018                        |

SINGLE-GAME HIGHS - POSTSEASON: DEFENSIVE

|               |   |
|---------------|---|
| Total Tackles | 6 at Kansas City Chiefs, Jan 16, 2022<br>6 vs. Cleveland Browns, Jan 10, 2021 |
|---------------|---|

2021 GAME-BY-GAME REGULAR-SEASON STATISTICS (STEELERS)


| DATE         | OPPONENT    | P/S   | TACKLES          |    |    |     |     |     |     |     | INTERCEPTIONS |     |    |    |    | O. FUMB |    |    |     | ST |   |   |    | MISC |   |   | W/L | SCORE |    |        |   |       |
|--------------|-------------|-------|------------------|----|----|-----|-----|-----|-----|-----|---------------|-----|----|----|----|---------|----|----|-----|----|---|---|----|------|---|---|-----|-------|----|--------|---|-------|
|              |             |       | TK               | S  | A  | SK  | YDS | TFL | YDS | QBH | NO            | YDS | LG | TD | PD | FF      | FR | TD | YDS | TK | S | A | FF | FR   | S | A |     |       | FF | S      | A |       |
| 09/12        | at Bills    | S     | 10               | 6  | 4  | 0.0 | 0.0 | 0   | 0   | 0   | 0             | 0   | 0  | 0  | 0  | 0       | 0  | 0  | 0   | 0  | 0 | 0 | 0  | 0    | 0 | 0 | 0   | 0     | W  | 23-16  |   |       |
| 09/19        | Raiders     | S     | 6                | 4  | 2  | 0.0 | 0.0 | 0   | 0   | 0   | 0             | 0   | 0  | 0  | 0  | 0       | 0  | 0  | 0   | 0  | 0 | 0 | 0  | 0    | 0 | 0 | 0   | 0     | L  | 17-26  |   |       |
| 09/26        | Bengals     | S     | 4                | 3  | 1  | 0.0 | 0.0 | 0   | 0   | 0   | 0             | 0   | 0  | 0  | 0  | 0       | 0  | 0  | 0   | 0  | 0 | 0 | 0  | 0    | 0 | 0 | 0   | 0     | L  | 10-24  |   |       |
| 10/03        | at Packers  | S     | 8                | 6  | 2  | 0.0 | 0.0 | 0   | 0   | 0   | 0             | 0   | 0  | 0  | 0  | 0       | 0  | 0  | 0   | 0  | 0 | 0 | 0  | 0    | 0 | 0 | 0   | 0     | L  | 17-27  |   |       |
| 10/10        | Broncos     | S     | 10               | 5  | 5  | 0.0 | 0.0 | 1   | 1   | 0   | 0             | 0   | 0  | 0  | 0  | 0       | 0  | 0  | 0   | 0  | 0 | 0 | 0  | 0    | 0 | 0 | 0   | 0     | W  | 27-19  |   |       |
| 10/17        | Seahawks    | S     | 9                | 7  | 2  | 0.0 | 0.0 | 0   | 0   | 0   | 0             | 0   | 0  | 0  | 0  | 1       | 0  | 0  | 0   | 0  | 0 | 0 | 0  | 0    | 0 | 0 | 0   | 0     | W  | 23-20+ |   |       |
| 10/31        | at Browns   | S     | 4                | 3  | 1  | 0.0 | 0.0 | 0   | 0   | 0   | 0             | 0   | 0  | 0  | 0  | 0       | 0  | 0  | 0   | 0  | 0 | 0 | 0  | 0    | 0 | 0 | 0   | 0     | W  | 15-10  |   |       |
| 11/08        | Bears       | S     | 8                | 8  | 0  | 0.0 | 0.0 | 0   | 0   | 0   | 0             | 0   | 0  | 0  | 0  | 0       | 0  | 0  | 0   | 0  | 0 | 0 | 0  | 0    | 0 | 0 | 0   | 0     | W  | 29-27  |   |       |
| 11/14        | Lions       | S     | 5                | 2  | 3  | 0.0 | 0.0 | 0   | 0   | 0   | 0             | 0   | 0  | 0  | 0  | 0       | 0  | 0  | 0   | 0  | 0 | 0 | 0  | 0    | 0 | 0 | 0   | 0     | T  | 16-16  |   |       |
| 11/21        | at Chargers | S     | RESERVE/COVID-19 |    |    |     |     |     |     |     |               |     |    |    |    |         |    |    |     |    |   |   |    |      |   |   |     |       |    |        | L | 37-41 |
| 11/28        | at Bengals  | S     | 9                | 5  | 4  | 0.0 | 0.0 | 0   | 0   | 0   | 1             | 18  | 18 | 0  | 1  | 0       | 0  | 0  | 0   | 0  | 0 | 0 | 0  | 0    | 0 | 0 | 0   | 0     | L  | 10-41  |   |       |
| 12/05        | Ravens      | S     | 9                | 7  | 2  | 0.0 | 0.0 | 0   | 0   | 0   | 1             | 0   | 0  | 0  | 1  | 0       | 0  | 0  | 0   | 0  | 0 | 0 | 0  | 0    | 0 | 0 | 0   | 0     | W  | 20-19  |   |       |
| 12/09        | at Vikings  | S     | 6                | 3  | 3  | 0.0 | 0.0 | 0   | 0   | 0   | 0             | 0   | 0  | 0  | 1  | 0       | 0  | 0  | 0   | 0  | 0 | 0 | 0  | 0    | 0 | 0 | 0   | 0     | L  | 28-36  |   |       |
| 12/19        | Titans      | S     | 14               | 12 | 2  | 0.0 | 0.0 | 0   | 0   | 0   | 0             | 0   | 0  | 0  | 0  | 1       | 0  | -1 | 0   | 0  | 0 | 0 | 0  | 0    | 0 | 0 | 0   | 0     | W  | 19-13  |   |       |
| 12/26        | at Chiefs   | S     | 12               | 5  | 7  | 0.0 | 0.0 | 0   | 0   | 0   | 0             | 0   | 0  | 0  | 1  | 0       | 0  | 0  | 0   | 0  | 0 | 0 | 0  | 0    | 0 | 0 | 0   | 0     | L  | 10-36  |   |       |
| 01/03        | Browns      | S     | 4                | 3  | 1  | 0.0 | 0.0 | 0   | 0   | 0   | 0             | 0   | 0  | 0  | 1  | 0       | 0  | 0  | 0   | 0  | 0 | 0 | 0  | 0    | 0 | 0 | 0   | 0     | W  | 26-14  |   |       |
| 01/09        | at Ravens   | S     | 6                | 5  | 1  | 0.0 | 0.0 | 0   | 0   | 0   | 0             | 0   | 0  | 0  | 1  | 0       | 0  | 0  | 0   | 0  | 0 | 0 | 0  | 0    | 0 | 0 | 0   | 0     | W  | 16-13+ |   |       |
| 2021 TOTALS  |             | 16-16 | 124              | 84 | 40 | 0.0 | 0.0 | 1   | 1   | 0   | 2             | 18  | 18 | 0  | 7  | 1       | 1  | 0  | -1  | 0  | 0 | 0 | 0  | 0    | 0 | 0 | 0   | 9-7-1 |    |        |   |       |
| + - Overtime |             |       |                  |    |    |     |     |     |     |     |               |     |    |    |    |         |    |    |     |    |   |   |    |      |   |   |     |       |    |        |   |       |

2021 GAME-BY-GAME POSTSEASON STATISTICS (STEELERS)

|             |           |     | TACKLES |   |   |     |     |     |     |     | INTERCEPTIONS |     |    |    |    | O. FUMB |    |    |     | ST |   |   |    | MISC |   |   |     |       |
|-------------|-----------|-----|---------|---|---|-----|-----|-----|-----|-----|---------------|-----|----|----|----|---------|----|----|-----|----|---|---|----|------|---|---|-----|-------|
| DATE        | OPPONENT  | P/S | TK      | S | A | SK  | YDS | TFL | YDS | QBH | NO            | YDS | LG | TD | PD | FF      | FR | TD | YDS | TK | S | A | FF | FR   | S | A | W/L | SCORE |
| 01/16       | at Chiefs | S   | 6       | 5 | 1 | 0.0 | 0.0 | 0   | 0   | 0   | 0             | 0   | 0  | 0  | 0  | 0       | 0  | 0  | 0   | 0  | 0 | 0 | 0  | 0    | 0 | 0 | L   | 21-42 |
| 2021 TOTALS |           | 1-1 | 6       | 5 | 1 | 0.0 | 0.0 | 0   | 0   | 0   | 0             | 0   | 0  | 0  | 0  | 0       | 0  | 0  | 0   | 0  | 0 | 0 | 0  | 0    | 0 | 0 | 0-1 |       |

2020 GAME-BY-GAME POSTSEASON STATISTICS (STEELERS)

|             |          |     | TACKLES |   |   |     |     |     |     |     | INTERCEPTIONS |     |    |    |    | O. FUMB |    |    |     | ST |   |   |    | MISC |   |   |     |       |
|-------------|----------|-----|---------|---|---|-----|-----|-----|-----|-----|---------------|-----|----|----|----|---------|----|----|-----|----|---|---|----|------|---|---|-----|-------|
| DATE        | OPPONENT | P/S | TK      | S | A | SK  | YDS | TFL | YDS | QBH | NO            | YDS | LG | TD | PD | FF      | FR | TD | YDS | TK | S | A | FF | FR   | S | A | W/L | SCORE |
| 01/10       | Browns   | S   | 6       | 4 | 2 | 0.0 | 0.0 | 0   | 0   | 0   | 0             | 0   | 0  | 0  | 0  | 0       | 0  | 0  | 0   | 0  | 0 | 0 | 0  | 0    | 0 | 0 | L   | 37-48 |
| 2020 TOTALS |          | 1-1 | 6       | 4 | 2 | 0.0 | 0.0 | 0   | 0   | 0   | 0             | 0   | 0  | 0  | 0  | 0       | 0  | 0  | 0   | 0  | 0 | 0 | 0  | 0    | 0 | 0 | 0-1 |       |



88

PAT FREIERMUTH

(Friar-mooth)

TIGHT END

HEIGHT: 6-5

BIRTHPLACE Merrimac, MA

WEIGHT: 258

HOW ACQUIRED: D2 '21

COLLEGE: Penn State

NFL EXPERIENCE: R

BORN: Oct. 25, 1998 (23)

PAT FREIERMUTH'S NFL REGULAR SEASON RUSHING/RECEIVING STATISTICS

| DATE       | TEAM     | GP | GS | RECEIVING |      |      |    | TD | RUSHING |      |      |    | TD |
|------------|----------|----|----|-----------|------|------|----|----|---------|------|------|----|----|
|            |          |    |    | NO.       | YDS. | AVG. | LG |    | NO.     | YDS. | AVG. | LG |    |
| 2021       | Steelers | 16 | 9  | 60        | 497  | 8.3  | 24 | 7  | 0       | 0    | 0.0  | 0  | 0  |
| NFL TOTALS |          | 16 | 9  | 60        | 497  | 8.3  | 24 | 7  | 0       | 0    | 0.0  | 0  | 0  |

PAT FREIERMUTH'S NFL POSTSEASON RUSHING/RECEIVING STATISTICS

| DATE       | TEAM     | GP | GS | RECEIVING |      |      |    | TD | RUSHING |      |      |    | TD |
|------------|----------|----|----|-----------|------|------|----|----|---------|------|------|----|----|
|            |          |    |    | NO.       | YDS. | AVG. | LG |    | NO.     | YDS. | AVG. | LG |    |
| 2021       | Steelers | 1  | 1  | 4         | 25   | 6.3  | 9  | 0  | 0       | 0    | 0.0  | 0  | 0  |
| NFL TOTALS |          | 1  | 1  | 4         | 25   | 6.3  | 9  | 0  | 0       | 0    | 0.0  | 0  | 0  |

PAT FREIERMUTH'S NFL REGULAR SEASON RETURN STATISTICS

| DATE       | TEAM     | KICKOFF RETURNS |      |      |    | PUNT RETURNS |    |      |      | TD |
|------------|----------|-----------------|------|------|----|--------------|----|------|------|----|
|            |          | RET.            | YDS. | AVG. | LG | NO.          | FC | YDS. | AVG. |    |
| 2021       | Steelers | 0               | 0    | 0.0  | 0  | 0            | 0  | 0    | 0.0  | 0  |
| NFL TOTALS |          | 0               | 0    | 0.0  | 0  | 0            | 0  | 0    | 0.0  | 0  |

PAT FREIERMUTH'S NFL POSTSEASON RETURN STATISTICS

| DATE       | TEAM     | KICKOFF RETURNS |      |      |    | PUNT RETURNS |    |      |      | TD |
|------------|----------|-----------------|------|------|----|--------------|----|------|------|----|
|            |          | RET.            | YDS. | AVG. | LG | NO.          | FC | YDS. | AVG. |    |
| 2021       | Steelers | 0               | 0    | 0.0  | 0  | 0            | 0  | 0    | 0.0  | 0  |
| NFL TOTALS |          | 0               | 0    | 0.0  | 0  | 0            | 0  | 0    | 0.0  | 0  |

SINGLE-GAME HIGHS: RECEIVING

|                    |  |                   |  |
|--------------------|--|-------------------|--|
| Receptions         | 7 vs. Seattle Seahawks, Oct 17, 2021<br>6 at Baltimore Ravens, Jan 09, 2022                  | All-Purpose Yards | 58 vs. Seattle Seahawks, Oct 17, 2021<br>53 at Baltimore Ravens, Jan 09, 2022      |
| Receiving Yards    | 58 vs. Seattle Seahawks, Oct 17, 2021<br>53 at Baltimore Ravens, Jan 09, 2022                | Most TDs          | 2 vs. Chicago Bears, Nov 08, 2021<br>1 at Minnesota Vikings, Dec 09, 2021          |
| Longest Receptions | 24 at Buffalo Bills, Sep 12, 2021<br>22 at Cleveland Browns, Oct 31, 2021                    | Receiving Average | 11.0 at Cleveland Browns, Oct 31, 2021<br>10.0 at Cincinnati Bengals, Nov 28, 2021 |
| Receiving TDs      | 2 vs. Chicago Bears, Nov 08, 2021<br>1 at Minnesota Vikings, Dec 09, 2021<br>...4 more at 1. |                   |  |

SINGLE-GAME HIGHS - POSTSEASON: RECEIVING

|                    |  |                   |   |
|--------------------|--|-------------------|---|
| Receptions         | 4 at Kansas City Chiefs, Jan 16, 2022  | All-Purpose Yards | 25 at Kansas City Chiefs, Jan 16, 2022  |
| Receiving Yards    | 25 at Kansas City Chiefs, Jan 16, 2022   | Receiving Average | 6.3 at Kansas City Chiefs, Jan 16, 2022 |
| Longest Receptions | 9 at Kansas City Chiefs, Jan 16, 2022<br>8 at Kansas City Chiefs, Jan 16, 2022<br>5 at Kansas City Chiefs, Jan 16, 2022<br>3 at Kansas City Chiefs, Jan 16, 2022 |                   |   |

2021 GAME-BY-GAME REGULAR-SEASON STATISTICS (STEELERS)

| DATE         | OPPONENT    | P/S  | RECEIVING |      |      |     |    | RUSHING          |      |      |    |    | W/L/T | SCORE  |
|--------------|-------------|------|-----------|------|------|-----|----|------------------|------|------|----|----|-------|--------|
|              |             |      | NO.       | YDS. | AVG. | LG  | TD | NO.              | YDS. | AVG. | LG | TD |       |        |
| 09/12        | at Bills    | S    | 1         | 24   | 24.0 | 24  | 0  | 0                | 0    | 0.0  | 0  | 0  | W     | 23-16  |
| 09/19        | Raiders     | S    | 4         | 36   | 9.0  | 14  | 0  | 0                | 0    | 0.0  | 0  | 0  | L     | 17-26  |
| 09/26        | Bengals     | P    | 3         | 22   | 7.3  | 15  | 1  | 0                | 0    | 0.0  | 0  | 0  | L     | 10-24  |
| 10/03        | at Packers  | S    | 1         | 11   | 11.0 | 11  | 0  | 0                | 0    | 0.0  | 0  | 0  | L     | 17-27  |
| 10/10        | Broncos     | P    | 2         | 7    | 3.5  | 4   | 0  | 0                | 0    | 0.0  | 0  | 0  | W     | 27-19  |
| 10/17        | Seahawks    | P    | 7         | 58   | 8.3  | 12  | 0  | 0                | 0    | 0.0  | 0  | 0  | W     | 23-20+ |
| 10/31        | at Browns   | P    | 4         | 44   | 11.0 | 22  | 1  | 0                | 0    | 0.0  | 0  | 0  | W     | 15-10  |
| 11/08        | Bears       | S    | 5         | 43   | 8.6  | 13  | 2  | 0                | 0    | 0.0  | 0  | 0  | W     | 29-27  |
| 11/14        | Lions       | S    | 5         | 31   | 6.2  | 10  | 0  | 0                | 0    | 0.0  | 0  | 0  | T     | 16-16  |
| 11/21        | at Chargers | S    | 4         | 11   | 2.8  | 5t  | 1  | 0                | 0    | 0.0  | 0  | 0  | L     | 37-41  |
| 11/28        | at Bengals  | S    | 4         | 40   | 10.0 | 15t | 1  | 0                | 0    | 0.0  | 0  | 0  | L     | 10-41  |
| 12/05        | Ravens      | S    | 3         | 26   | 8.7  | 17  | 0  | 0                | 0    | 0.0  | 0  | 0  | W     | 20-19  |
| 12/09        | at Vikings  | P    | 2         | 32   | 16.0 | 17  | 1  | 0                | 0    | 0.0  | 0  | 0  | L     | 28-36  |
| 12/19        | Titans      | S    | 4         | 37   | 9.3  | 14  | 0  | 0                | 0    | 0.0  | 0  | 0  | W     | 19-13  |
| 12/26        | at Chiefs   |      |           |      |      |     |    | ON INACTIVE LIST |      |      |    |    | L     | 10-36  |
| 01/03        | Browns      | P    | 5         | 22   | 4.4  | 12  | 0  | 0                | 0    | 0.0  | 0  | 0  | W     | 26-14  |
| 01/09        | at Ravens   | P    | 6         | 53   | 8.8  | 14  | 0  | 0                | 0    | 0.0  | 0  | 0  | W     | 16-13+ |
| 2021 TOTALS  |             | 16-9 | 60        | 497  | 8.3  | 24  | 7  | 0                | 0    | 0.0  | 0  | 0  | 9-7-1 |        |
| + - Overtime |             |      |           |      |      |     |    |                  |      |      |    |    |       |        |

2021 GAME-BY-GAME POSTSEASON STATISTICS (STEELERS)

| DATE        | OPPONENT  | P/S | RECEIVING |      |      |    |    | RUSHING |      |      |    |    | W/L | SCORE |
|-------------|-----------|-----|-----------|------|------|----|----|---------|------|------|----|----|-----|-------|
|             |           |     | NO.       | YDS. | AVG. | LG | TD | NO.     | YDS. | AVG. | LG | TD |     |       |
| 01/16       | at Chiefs | S   | 4         | 25   | 6.3  | 9  | 0  | 0       | 0    | 0.0  | 0  | 0  | L   | 21-42 |
| 2021 TOTALS |           | 1-1 | 4         | 25   | 6.3  | 9  | 0  | 0       | 0    | 0.0  | 0  | 0  | 0-1 |       |





81

ZACH GENTRY

TIGHT END

HEIGHT: 6-8

WEIGHT: 265

COLLEGE: Michigan

BORN: Sep. 10, 1996 (25)

BIRTHPLACE Albuquerque, NM

HOW ACQUIRED: D5 '19

NFL EXPERIENCE: 3rd year

ZACH GENTRY'S NFL REGULAR SEASON RUSHING/RECEIVING STATISTICS

| DATE       | TEAM     | GP | GS | RECEIVING |      |      |    | TD | RUSHING |      |      |    | TD |
|------------|----------|----|----|-----------|------|------|----|----|---------|------|------|----|----|
|            |          |    |    | NO.       | YDS. | AVG. | LG |    | NO.     | YDS. | AVG. | LG |    |
| 2019       | Steelers | 4  | 0  | 1         | 4    | 4.0  | 4  | 0  | 0       | 0    | 0.0  | 0  | 0  |
| 2020       | Steelers | 2  | 1  | 0         | 0    | 0.0  | 0  | 0  | 0       | 0    | 0.0  | 0  | 0  |
| 2021       | Steelers | 17 | 12 | 19        | 167  | 8.8  | 25 | 0  | 0       | 0    | 0.0  | 0  | 0  |
| NFL TOTALS |          | 23 | 13 | 20        | 171  | 8.6  | 25 | 0  | 0       | 0    | 0.0  | 0  | 0  |

ZACH GENTRY'S NFL POSTSEASON RUSHING/RECEIVING STATISTICS

| DATE       | TEAM     | GP | GS | RECEIVING |      |      |    | TD | RUSHING |      |      |    | TD |
|------------|----------|----|----|-----------|------|------|----|----|---------|------|------|----|----|
|            |          |    |    | NO.       | YDS. | AVG. | LG |    | NO.     | YDS. | AVG. | LG |    |
| 2020       | Steelers | 0  | 0  | 0         | 0    | 0.0  | 0  | 0  | 0       | 0    | 0.0  | 0  | 0  |
| 2021       | Steelers | 1  | 0  | 4         | 33   | 8.3  | 11 | 0  | 0       | 0    | 0.0  | 0  | 0  |
| NFL TOTALS |          | 1  | 0  | 4         | 33   | 8.3  | 11 | 0  | 0       | 0    | 0.0  | 0  | 0  |

ZACH GENTRY'S NFL REGULAR SEASON RETURN STATISTICS

| KICKOFF RETURNS |          |      |      |      |    |    |     |    |      |      |    |    | PUNT RETURNS |  |  |  |  |  |
|-----------------|----------|------|------|------|----|----|-----|----|------|------|----|----|--------------|--|--|--|--|--|
| DATE            | TEAM     | RET. | YDS. | AVG. | LG | TD | NO. | FC | YDS. | AVG. | LG | TD |              |  |  |  |  |  |
| 2019            | Steelers | 0    | 0    | 0.0  | 0  | 0  | 0   | 0  | 0    | 0.0  | 0  | 0  |              |  |  |  |  |  |
| 2020            | Steelers | 0    | 0    | 0.0  | 0  | 0  | 0   | 0  | 0    | 0.0  | 0  | 0  |              |  |  |  |  |  |
| 2021            | Steelers | 0    | 0    | 0.0  | 0  | 0  | 0   | 0  | 0    | 0.0  | 0  | 0  |              |  |  |  |  |  |
| NFL TOTALS      |          | 0    | 0    | 0.0  | 0  | 0  | 0   | 0  | 0    | 0.0  | 0  | 0  |              |  |  |  |  |  |

ZACH GENTRY'S NFL POSTSEASON RETURN STATISTICS

| KICKOFF RETURNS |          |      |      |      |    |    |     |    |      |      |    |    | PUNT RETURNS |  |  |  |  |  |
|-----------------|----------|------|------|------|----|----|-----|----|------|------|----|----|--------------|--|--|--|--|--|
| DATE            | TEAM     | RET. | YDS. | AVG. | LG | TD | NO. | FC | YDS. | AVG. | LG | TD |              |  |  |  |  |  |
| 2020            | Steelers | 0    | 0    | 0.0  | 0  | 0  | 0   | 0  | 0    | 0.0  | 0  | 0  |              |  |  |  |  |  |
| 2021            | Steelers | 0    | 0    | 0.0  | 0  | 0  | 0   | 0  | 0    | 0.0  | 0  | 0  |              |  |  |  |  |  |
| NFL TOTALS      |          | 0    | 0    | 0.0  | 0  | 0  | 0   | 0  | 0    | 0.0  | 0  | 0  |              |  |  |  |  |  |

SINGLE-GAME HIGHS: RECEIVING

|                    |                                       |                       |  |
|--------------------|---------------------------------------|-----------------------|--|
| Receptions         | 4 at Baltimore Ravens, Jan 09, 2022   | All-Purpose Yards     | 39 at Baltimore Ravens, Jan 09, 2022   |
|                    | 4 at Kansas City Chiefs, Dec 26, 2021 |                       | 39 at Cleveland Browns, Oct 31, 2021   |
| Receiving Yards    | 39 at Baltimore Ravens, Jan 09, 2022  | Miscellaneous Tackles | 1 at San Francisco 49ers, Sep 22, 2019 |
|                    | 39 at Cleveland Browns, Oct 31, 2021  | Receiving Average     | 13.0 at Cleveland Browns, Oct 31, 2021 |
| Longest Receptions | 25 at Baltimore Ravens, Jan 09, 2022  |                       | 9.8 at Baltimore Ravens, Jan 09, 2022  |
|                    | 24 at Cleveland Browns, Oct 31, 2021  |                       |  |

SINGLE-GAME HIGHS - POSTSEASON: RECEIVING

|                    |  |                   |   |
|--------------------|--|-------------------|---|
| Receptions         | 4 at Kansas City Chiefs, Jan 16, 2022  | All-Purpose Yards | 33 at Kansas City Chiefs, Jan 16, 2022  |
| Receiving Yards    | 33 at Kansas City Chiefs, Jan 16, 2022 | Receiving Average | 8.3 at Kansas City Chiefs, Jan 16, 2022 |
| Longest Receptions | 11 at Kansas City Chiefs, Jan 16, 2022 |                   |   |
|                    | 10 at Kansas City Chiefs, Jan 16, 2022 |                   |   |
|                    | 7 at Kansas City Chiefs, Jan 16, 2022  |                   |   |
|                    | 5 at Kansas City Chiefs, Jan 16, 2022  |                   |   |

2021 GAME-BY-GAME REGULAR-SEASON STATISTICS (STEELERS)


| DATE         | OPPONENT    | P/S   | RECEIVING |      |      |    |    | RUSHING |      |      |    |    | W/L/T | SCORE  |
|--------------|-------------|-------|-----------|------|------|----|----|---------|------|------|----|----|-------|--------|
|              |             |       | NO.       | YDS. | AVG. | LG | TD | NO.     | YDS. | AVG. | LG | TD |       |        |
| 09/12        | at Bills    | P     | 1         | -2   | -2.0 | -2 | 0  | 0       | 0    | 0.0  | 0  | 0  | W     | 23-16  |
| 09/19        | Raiders     | P     | 0         | 0    | 0.0  | 0  | 0  | 0       | 0    | 0.0  | 0  | 0  | L     | 17-26  |
| 09/26        | Bengals     | S     | 0         | 0    | 0.0  | 0  | 0  | 0       | 0    | 0.0  | 0  | 0  | L     | 10-24  |
| 10/03        | at Packers  | P     | 1         | 10   | 10.0 | 10 | 0  | 0       | 0    | 0.0  | 0  | 0  | L     | 17-27  |
| 10/10        | Broncos     | S     | 1         | 13   | 13.0 | 13 | 0  | 0       | 0    | 0.0  | 0  | 0  | W     | 27-19  |
| 10/17        | Seahawks    | S     | 0         | 0    | 0.0  | 0  | 0  | 0       | 0    | 0.0  | 0  | 0  | W     | 23-20+ |
| 10/31        | at Browns   | S     | 3         | 39   | 13.0 | 24 | 0  | 0       | 0    | 0.0  | 0  | 0  | W     | 15-10  |
| 11/08        | Bears       | S     | 0         | 0    | 0.0  | 0  | 0  | 0       | 0    | 0.0  | 0  | 0  | W     | 29-27  |
| 11/14        | Lions       | P     | 0         | 0    | 0.0  | 0  | 0  | 0       | 0    | 0.0  | 0  | 0  | T     | 16-16  |
| 11/21        | at Chargers | P     | 0         | 0    | 0.0  | 0  | 0  | 0       | 0    | 0.0  | 0  | 0  | L     | 37-41  |
| 11/28        | at Bengals  | S     | 1         | 10   | 10.0 | 10 | 0  | 0       | 0    | 0.0  | 0  | 0  | L     | 10-41  |
| 12/05        | Ravens      | S     | 2         | 10   | 5.0  | 5  | 0  | 0       | 0    | 0.0  | 0  | 0  | W     | 20-19  |
| 12/09        | at Vikings  | S     | 0         | 0    | 0.0  | 0  | 0  | 0       | 0    | 0.0  | 0  | 0  | L     | 28-36  |
| 12/19        | Titans      | S     | 1         | 17   | 17.0 | 17 | 0  | 0       | 0    | 0.0  | 0  | 0  | W     | 19-13  |
| 12/26        | at Chiefs   | S     | 4         | 31   | 7.8  | 12 | 0  | 0       | 0    | 0.0  | 0  | 0  | L     | 10-36  |
| 01/03        | Browns      | S     | 1         | 0    | 0.0  | 0  | 0  | 0       | 0    | 0.0  | 0  | 0  | W     | 26-14  |
| 01/09        | at Ravens   | S     | 4         | 39   | 9.8  | 25 | 0  | 0       | 0    | 0.0  | 0  | 0  | W     | 16-13+ |
| 2021 TOTALS  |             | 17-12 | 19        | 167  | 8.8  | 25 | 0  | 0       | 0    | 0.0  | 0  | 0  | 9-7-1 |        |
| + - Overtime |             |       |           |      |      |    |    |         |      |      |    |    |       |        |

2021 GAME-BY-GAME POSTSEASON STATISTICS (STEELERS)

| DATE        | OPPONENT  | P/S | RECEIVING |      |      |    |    | RUSHING |      |      |    |    | W/L | SCORE |
|-------------|-----------|-----|-----------|------|------|----|----|---------|------|------|----|----|-----|-------|
|             |           |     | NO.       | YDS. | AVG. | LG | TD | NO.     | YDS. | AVG. | LG | TD |     |       |
| 01/16       | at Chiefs | P   | 4         | 33   | 8.3  | 11 | 0  | 0       | 0    | 0.0  | 0  | 0  | L   | 21-42 |
| 2021 TOTALS |           | 1-0 | 4         | 33   | 8.3  | 11 | 0  | 0       | 0    | 0.0  | 0  | 0  | 0-1 |       |

2020 GAME-BY-GAME POSTSEASON STATISTICS (STEELERS)

|             |          |     | RECEIVING    |      |      |    |    | RUSHING |      |      |    |    |     |       |       |
|-------------|----------|-----|--------------|------|------|----|----|---------|------|------|----|----|-----|-------|-------|
| DATE        | OPPONENT | P/S | NO.          | YDS. | AVG. | LG | TD | NO.     | YDS. | AVG. | LG | TD | W/L | SCORE |       |
| 01/10       | Browns   |     | DID NOT PLAY |      |      |    |    |         |      |      |    |    |     | L     | 37-48 |
| 2020 TOTALS |          | 0-0 | 0            | 0    | 0.0  | 0  | 0  | 0       | 0    | 0.0  | 0  | 0  | 0-1 |       |       |



EST. 1933

STEELERS NATION

Ulysees Gilbert III

54

ULYSEES GILBERT III

INSIDE LINEBACKER

HEIGHT: 6-0

WEIGHT: 230

COLLEGE: Akron

BORN: Aug 9, 1997 (24)

BIRTHPLACE: Ocala, FL

HOW ACQUIRED: D6c '19

NFL EXPERIENCE: 3rd year

ULYSEES GILBERT III'S NFL REGULAR SEASON DEFENSIVE STATISTICS

|            |          | TACKLES |    |    |   |   |     |     |     |     |     | INTERCEPTIONS |     |    |    | O. FUMB |    |    |    | ST  |    |    |   | MISC |    |   |   |
|------------|----------|---------|----|----|---|---|-----|-----|-----|-----|-----|---------------|-----|----|----|---------|----|----|----|-----|----|----|---|------|----|---|---|
| DATE       | TEAM     | GP      | GS | TK | S | A | TFL | YDS | SK  | YDS | QBH | NO            | YDS | LG | TD | PD      | FF | FR | TD | YDS | TK | S  | A | FF   | FR | S | A |
| 2019       | Steelers | 7       | 0  | 0  | 0 | 0 | 0   | 0   | 0.0 | 0.0 | 0   | 0             | 0   | 0  | 0  | 0       | 0  | 0  | 0  | 0   | 5  | 3  | 2 | 0    | 0  | 0 | 0 |
| 2020       | Steelers | 4       | 0  | 2  | 2 | 0 | 0   | 0   | 0.0 | 0.0 | 0   | 0             | 0   | 0  | 0  | 0       | 0  | 0  | 0  | 0   | 3  | 1  | 2 | 0    | 0  | 0 | 0 |
| 2021       | Steelers | 17      | 0  | 2  | 2 | 0 | 0   | 0   | 0.0 | 0.0 | 0   | 0             | 0   | 0  | 0  | 0       | 0  | 0  | 0  | 0   | 13 | 9  | 4 | 0    | 0  | 0 | 0 |
| NFL TOTALS |          | 28      | 0  | 4  | 4 | 0 | 0   | 0   | 0.0 | 0.0 | 0   | 0             | 0   | 0  | 0  | 0       | 0  | 0  | 0  | 0   | 21 | 13 | 8 | 0    | 0  | 0 | 0 |

ULYSEES GILBERT III'S NFL POSTSEASON DEFENSIVE STATISTICS

| DATE       | TEAM     | GP | GS | TACKLES |   |   |     |     |     |     |     | INTERCEPTIONS |     |    |    |    |    |    |    | O. FUMB |    |   |   | ST |    |   |   | MISC |  |
|------------|----------|----|----|---------|---|---|-----|-----|-----|-----|-----|---------------|-----|----|----|----|----|----|----|---------|----|---|---|----|----|---|---|------|--|
|            |          |    |    | TK      | S | A | TFL | YDS | SK  | YDS | QBH | NO            | YDS | LG | TD | PD | FF | FR | TD | YDS     | TK | S | A | FF | FR | S | A |      |  |
| 2020       | Steelers | 0  | 0  | 0       | 0 | 0 | 0   | 0   | 0.0 | 0.0 | 0   | 0             | 0   | 0  | 0  | 0  | 0  | 0  | 0  | 0       | 0  | 0 | 0 | 0  | 0  |   |   |      |  |
| 2021       | Steelers | 1  | 0  | 0       | 0 | 0 | 0   | 0   | 0.0 | 0.0 | 0   | 0             | 0   | 0  | 0  | 0  | 0  | 0  | 0  | 0       | 0  | 0 | 0 | 0  | 0  |   |   |      |  |
| NFL TOTALS |          | 1  | 0  | 0       | 0 | 0 | 0   | 0   | 0.0 | 0.0 | 0   | 0             | 0   | 0  | 0  | 0  | 0  | 0  | 0  | 0       | 0  | 0 | 0 | 0  | 0  |   |   |      |  |

SINGLE-GAME HIGHS: DEFENSIVE

|               |                                      |                       |                                      |
|---------------|--------------------------------------|-----------------------|--------------------------------------|
| Total Tackles | 2 at Buffalo Bills, Dec 13, 2020     | Special Teams Tackles | 3 vs. Cleveland Browns, Jan 03, 2022 |
|               | 1 vs. Cleveland Browns, Jan 03, 2022 |                       | 2 at Baltimore Ravens, Jan 09, 2022  |
|               | ...1 more at 1.                      |                       | ...3 more at 2.                      |

2021 GAME-BY-GAME REGULAR-SEASON STATISTICS (STEELERS)

| DATE         | OPPONENT    | P/S | TACKLES |   |   |     |     |     |     | INTERCEPTIONS |    |     |    |    | O. FUMB |    |    | ST |     |    |   | MISC |    | W/L | SCORE |        |
|--------------|-------------|-----|---------|---|---|-----|-----|-----|-----|---------------|----|-----|----|----|---------|----|----|----|-----|----|---|------|----|-----|-------|--------|
|              |             |     | TK      | S | A | SK  | YDS | TFL | YDS | QBH           | NO | YDS | LG | TD | PD      | FF | FR | TD | YDS | TK | S | A    | FF |     |       | FR     |
| 09/12        | at Bills    | P   | 0       | 0 | 0 | 0.0 | 0.0 | 0   | 0   | 0             | 0  | 0   | 0  | 0  | 0       | 0  | 0  | 0  | 1   | 1  | 0 | 0    | 0  | 0   | W     | 23-16  |
| 09/19        | Raiders     | P   | 0       | 0 | 0 | 0.0 | 0.0 | 0   | 0   | 0             | 0  | 0   | 0  | 0  | 0       | 0  | 0  | 0  | 0   | 0  | 0 | 0    | 0  | 0   | L     | 17-26  |
| 09/26        | Bengals     | P   | 0       | 0 | 0 | 0.0 | 0.0 | 0   | 0   | 0             | 0  | 0   | 0  | 0  | 0       | 0  | 0  | 0  | 0   | 0  | 0 | 0    | 0  | 0   | L     | 10-24  |
| 10/03        | at Packers  | P   | 0       | 0 | 0 | 0.0 | 0.0 | 0   | 0   | 0             | 0  | 0   | 0  | 0  | 0       | 0  | 0  | 0  | 0   | 0  | 0 | 0    | 0  | 0   | L     | 17-27  |
| 10/10        | Broncos     | P   | 0       | 0 | 0 | 0.0 | 0.0 | 0   | 0   | 0             | 0  | 0   | 0  | 0  | 0       | 0  | 0  | 0  | 1   | 0  | 1 | 0    | 0  | 0   | W     | 27-19  |
| 10/17        | Seahawks    | P   | 0       | 0 | 0 | 0.0 | 0.0 | 0   | 0   | 0             | 0  | 0   | 0  | 0  | 0       | 0  | 0  | 0  | 1   | 0  | 1 | 0    | 0  | 0   | W     | 23-20+ |
| 10/31        | at Browns   | P   | 0       | 0 | 0 | 0.0 | 0.0 | 0   | 0   | 0             | 0  | 0   | 0  | 0  | 0       | 0  | 0  | 0  | 0   | 0  | 0 | 0    | 0  | 0   | W     | 15-10  |
| 11/08        | Bears       | P   | 0       | 0 | 0 | 0.0 | 0.0 | 0   | 0   | 0             | 0  | 0   | 0  | 0  | 0       | 0  | 0  | 0  | 1   | 1  | 0 | 0    | 0  | 0   | W     | 29-27  |
| 11/14        | Lions       | P   | 0       | 0 | 0 | 0.0 | 0.0 | 0   | 0   | 0             | 0  | 0   | 0  | 0  | 0       | 0  | 0  | 0  | 1   | 0  | 1 | 0    | 0  | 0   | T     | 16-16  |
| 11/21        | at Chargers | P   | 0       | 0 | 0 | 0.0 | 0.0 | 0   | 0   | 0             | 0  | 0   | 0  | 0  | 0       | 0  | 0  | 0  | 0   | 0  | 0 | 0    | 0  | 0   | L     | 37-41  |
| 11/28        | at Bengals  | P   | 0       | 0 | 0 | 0.0 | 0.0 | 0   | 0   | 0             | 0  | 0   | 0  | 0  | 0       | 0  | 0  | 0  | 0   | 0  | 0 | 0    | 0  | 0   | L     | 10-41  |
| 12/05        | Ravens      | P   | 0       | 0 | 0 | 0.0 | 0.0 | 0   | 0   | 0             | 0  | 0   | 0  | 0  | 0       | 0  | 0  | 0  | 0   | 0  | 0 | 0    | 0  | 0   | W     | 20-19  |
| 12/09        | at Vikings  | P   | 0       | 0 | 0 | 0.0 | 0.0 | 0   | 0   | 0             | 0  | 0   | 0  | 0  | 0       | 0  | 0  | 0  | 1   | 0  | 0 | 0    | 0  | 0   | L     | 28-36  |
| 12/19        | Titans      | P   | 0       | 0 | 0 | 0.0 | 0.0 | 0   | 0   | 0             | 0  | 0   | 0  | 0  | 0       | 0  | 0  | 0  | 1   | 1  | 0 | 0    | 0  | 0   | W     | 19-13  |
| 12/26        | at Chiefs   | P   | 1       | 1 | 0 | 0.0 | 0.0 | 0   | 0   | 0             | 0  | 0   | 0  | 0  | 0       | 0  | 0  | 0  | 1   | 1  | 0 | 0    | 0  | 0   | L     | 10-36  |
| 01/03        | Browns      | P   | 1       | 1 | 0 | 0.0 | 0.0 | 0   | 0   | 0             | 0  | 0   | 0  | 0  | 0       | 0  | 0  | 0  | 3   | 3  | 0 | 0    | 0  | 0   | W     | 26-14  |
| 01/09        | at Ravens   | P   | 0       | 0 | 0 | 0.0 | 0.0 | 0   | 0   | 0             | 0  | 0   | 0  | 0  | 0       | 0  | 0  | 0  | 2   | 1  | 1 | 0    | 0  | 0   | W     | 16-13+ |
| 2021 TOTALS  |             |     | 17-0    | 2 | 2 | 0   | 0.0 | 0.0 | 0   | 0             | 0  | 0   | 0  | 0  | 0       | 0  | 0  | 0  | 13  | 9  | 4 | 0    | 0  | 0   | 9-7-1 |        |
| + - Overtime |             |     |         |   |   |     |     |     |     |               |    |     |    |    |         |    |    |    |     |    |   |      |    |     |       |        |

2021 GAME-BY-GAME POSTSEASON STATISTICS (STEELERS)

| DATE        | OPPONENT  | P/S | TACKLES |   |   |     |     |     | INTERCEPTIONS |     |    |     | O. FUMB |    |    | ST |    |    | MISC |    | W/L | SCORE |   |     |       |
|-------------|-----------|-----|---------|---|---|-----|-----|-----|---------------|-----|----|-----|---------|----|----|----|----|----|------|----|-----|-------|---|-----|-------|
|             |           |     | TK      | S | A | SK  | YDS | TFL | YDS           | QBH | NO | YDS | LG      | TD | PD | FF | FR | TD | YDS  | TK |     |       | S | A   | FF    |
| 01/16       | at Chiefs | P   | 0       | 0 | 0 | 0.0 | 0.0 | 0   | 0             | 0   | 0  | 0   | 0       | 0  | 0  | 0  | 0  | 0  | 0    | 0  | 0   | 0     | 0 | L   | 21-42 |
| 2021 TOTALS |           |     | 1-0     | 0 | 0 | 0.0 | 0.0 | 0   | 0             | 0   | 0  | 0   | 0       | 0  | 0  | 0  | 0  | 0  | 0    | 0  | 0   | 0     | 0 | 0-1 |       |

2020 GAME-BY-GAME POSTSEASON STATISTICS (STEELERS)

| DATE        | OPPONENT | P/S | TACKLES |   |   |     |     |     | INTERCEPTIONS |              |    |     | O. FUMB |    |    | ST |    |    |     | MISC |   | W/L | SCORE |   |     |    |   |   |  |  |  |   |       |
|-------------|----------|-----|---------|---|---|-----|-----|-----|---------------|--------------|----|-----|---------|----|----|----|----|----|-----|------|---|-----|-------|---|-----|----|---|---|--|--|--|---|-------|
|             |          |     | TK      | S | A | SK  | YDS | TFL | YDS           | QBH          | NO | YDS | LG      | TD | PD | FF | FR | TD | YDS | TK   | S |     |       | A | FF  | FR | S | A |  |  |  |   |       |
| 01/10       | Browns   |     |         |   |   |     |     |     |               | DID NOT PLAY |    |     |         |    |    |    |    |    |     |      |   |     |       |   |     |    |   |   |  |  |  | L | 37-48 |
| 2020 TOTALS |          |     | 0       | 0 | 0 | 0.0 | 0.0 | 0   | 0             | 0            | 0  | 0   | 0       | 0  | 0  | 0  | 0  | 0  | 0   | 0    | 0 | 0   | 0     | 0 | 0-1 |    |   |   |  |  |  |   |       |



KENDRICK GREENCENTER

HEIGHT: 6-4BIRTHPLACE Peoria, IL  
WEIGHT: 315HOW ACQUIRED: D3 '21  
COLLEGE: IllinoisNFL EXPERIENCE: R  
BORN: Dec. 22, 1998 (23)

KENDRICK GREEN'S NFL REGULAR SEASON STATISTICS

| DATE       | TEAM     | GP | GS |
|------------|----------|----|----|
| 2021       | Steelers | 15 | 15 |
| NFL TOTALS |          | 15 | 15 |

KENDRICK GREEN'S NFL POSTSEASON STATISTICS

| DATE       | TEAM     | GP | GS |
|------------|----------|----|----|
| 2021       | Steelers | 0  | 0  |
| NFL TOTALS |          | 0  | 0  |

2021 GAME-BY-GAME REGULAR-SEASON STATISTICS (STEELERS)

| DATE         | OPPONENT    | P/S   |                           | W/L/T | SCORE  |
|--------------|-------------|-------|---------------------------|-------|--------|
| 09/12        | at Bills    | S     |                           | W     | 23-16  |
| 09/19        | Raiders     | S     |                           | L     | 17-26  |
| 09/26        | Bengals     | S     |                           | L     | 10-24  |
| 10/03        | at Packers  | S     |                           | L     | 17-27  |
| 10/10        | Broncos     | S     |                           | W     | 27-19  |
| 10/17        | Seahawks    | S     |                           | W     | 23-20+ |
| 10/31        | at Browns   | S     |                           | W     | 15-10  |
| 11/08        | Bears       | S     |                           | W     | 29-27  |
| 11/14        | Lions       | S     |                           | T     | 16-16  |
| 11/21        | at Chargers | S     |                           | L     | 37-41  |
| 11/28        | at Bengals  | S     |                           | L     | 10-41  |
| 12/05        | Ravens      | S     |                           | W     | 20-19  |
| 12/09        | at Vikings  | S     |                           | L     | 28-36  |
| 12/19        | Titans      | S     |                           | W     | 19-13  |
| 12/26        | at Chiefs   | S     |                           | L     | 10-36  |
| 01/03        | Browns      |       | DID NOT PLAY (NON-INJURY) | W     | 26-14  |
| 01/09        | at Ravens   |       | DID NOT PLAY (NON-INJURY) | W     | 16-13+ |
| 2021 TOTALS  |             | 15-15 |                           | 9-7-1 |        |
| + - Overtime |             |       |                           |       |        |

2021 GAME-BY-GAME POSTSEASON STATISTICS (STEELERS)

| DATE        | OPPONENT  | P/S |                           | W/L | SCORE |
|-------------|-----------|-----|---------------------------|-----|-------|
| 01/16       | at Chiefs |     | DID NOT PLAY (NON-INJURY) | L   | 21-42 |
| 2021 TOTALS |           | 0-0 |                           | 0-1 |       |



JOE HADEN

CORNERBACK

HEIGHT: 5-11      BIRTHPLACE: Fort Washington, MD  
WEIGHT: 195      HOW ACQUIRED: FA '17  
COLLEGE: Florida      NFL EXPERIENCE: 12th year  
BORN: Apr. 14, 1989 (32)



JOE HADEN'S NFL REGULAR SEASON DEFENSIVE STATISTICS

| DATE                               | TEAM     | GP  | GS  | TK  | S   | A   | TACKLES |     |     | YDS | QB | INTERCEPTIONS |     |     | O. FUMB |     |    | ST |    |    | MISC |    |   |   |    |    |   |
|------------------------------------|----------|-----|-----|-----|-----|-----|---------|-----|-----|-----|----|---------------|-----|-----|---------|-----|----|----|----|----|------|----|---|---|----|----|---|
|                                    |          |     |     |     |     |     | TFL     | YDS | SK  |     |    | YDS           | NO  | YDS | LG      | TD  | PD | FF | FR | TD | YDS  | TK | S | A | FF | FR | S |
| 2010                               | Browns   | 16  | 7   | 56  | 49  | 7   | 0       | 0   | 1.0 | 5.0 | 0  | 6             | 101 | 62  | 0       | 18  | 1  | 0  | 0  | 0  | 8    | 8  | 0 | 0 | 0  | 0  |   |
| 2011                               | Browns   | 15  | 15  | 65  | 53  | 12  | 2       | 0   | 0   | 0.0 | 1  | 0             | 0   | 0   | 0       | 19  | 1  | 1  | 0  | 0  | 0    | 0  | 0 | 0 | 0  |    |   |
| 2012                               | Browns   | 11  | 11  | 51  | 40  | 11  | 0       | 0   | 0.0 | 0.0 | 0  | 3             | 64  | 50  | 0       | 11  | 1  | 0  | 0  | 0  | 0    | 0  | 0 | 0 | 0  |    |   |
| 2013                               | Browns   | 15  | 15  | 54  | 43  | 11  | 0       | 0   | 0.0 | 0.0 | 0  | 4             | 57  | 29  | 1       | 20  | 0  | 0  | 0  | 0  | 0    | 0  | 0 | 0 | 0  |    |   |
| 2014                               | Browns   | 15  | 15  | 73  | 58  | 15  | 1       | 3   | 0.0 | 0.0 | 0  | 3             | 0   | 0   | 0       | 20  | 1  | 2  | 0  | 34 | 0    | 0  | 0 | 0 | 0  |    |   |
| 2015                               | Browns   | 5   | 5   | 22  | 18  | 4   | 0       | 0   | 0.0 | 0.0 | 0  | 0             | 0   | 0   | 0       | 2   | 0  | 1  | 0  | 0  | 0    | 0  | 0 | 0 | 0  |    |   |
| 2016                               | Browns   | 13  | 13  | 48  | 37  | 11  | 0       | 0   | 0.0 | 0.0 | 0  | 3             | 9   | 9   | 0       | 11  | 0  | 0  | 0  | 0  | 0    | 0  | 0 | 0 | 0  |    |   |
| 2017                               | Browns   | 1   | 1   | 0   | 0   | 0   | 0       | 0   | 0.0 | 0.0 | 0  | 0             | 0   | 0   | 0       | 0   | 0  | 0  | 0  | 0  | 0    | 0  | 0 | 0 | 0  |    |   |
| Went from Cleveland to Pittsburgh. |          |     |     |     |     |     |         |     |     |     |    |               |     |     |         |     |    |    |    |    |      |    |   |   |    |    |   |
| 2017                               | Steelers | 10  | 10  | 20  | 18  | 2   | 1       | 3   | 1.0 | 3.0 | 1  | 1             | 1   | 1   | 0       | 7   | 0  | 0  | 0  | 0  | 0    | 0  | 0 | 0 | 0  | 0  |   |
| 2017                               | TOTAL    | 11  | 11  | 20  | 18  | 2   | 1       | 3   | 1.0 | 3.0 | 1  | 1             | 1   | 1   | 0       | 7   | 0  | 0  | 0  | 0  | 0    | 0  | 0 | 0 | 0  | 0  |   |
| 2018                               | Steelers | 15  | 15  | 63  | 51  | 12  | 2       | 2   | 0.0 | 0.0 | 0  | 2             | 0   | 0   | 0       | 12  | 1  | 0  | 0  | 0  | 0    | 0  | 0 | 0 | 0  | 0  |   |
| 2019                               | Steelers | 16  | 16  | 65  | 59  | 6   | 3       | 7   | 0.0 | 0.0 | 0  | 5             | 20  | 16  | 0       | 17  | 1  | 1  | 0  | 3  | 0    | 0  | 0 | 0 | 0  | 0  |   |
| 2020                               | Steelers | 14  | 14  | 52  | 44  | 8   | 2       | 1   | 0.0 | 0.0 | 0  | 2             | 38  | 24  | 1       | 12  | 0  | 0  | 0  | 0  | 0    | 0  | 0 | 0 | 0  | 0  |   |
| 2021                               | Steelers | 12  | 11  | 38  | 26  | 12  | 0       | 0   | 0.0 | 0.0 | 0  | 0             | 0   | 0   | 0       | 6   | 1  | 1  | 0  | 0  | 0    | 0  | 0 | 0 | 0  | 0  |   |
| NFL TOTALS                         |          | 158 | 148 | 607 | 496 | 111 | 11      | 16  | 3.0 | 8.0 | 2  | 29            | 290 | 62  | 2       | 155 | 7  | 6  | 0  | 37 | 8    | 8  | 0 | 0 | 0  | 0  |   |

JOE HADEN'S NFL POSTSEASON DEFENSIVE STATISTICS

| TACKLES    |          |    |    |    |   |   |     |     |     |     | INTERCEPTIONS |    |     |    | O. FUMB |    |    |    | ST |     |    |   | MISC |    |    |   |   |   |
|------------|----------|----|----|----|---|---|-----|-----|-----|-----|---------------|----|-----|----|---------|----|----|----|----|-----|----|---|------|----|----|---|---|---|
| DATE       | TEAM     | GP | GS | TK | S | A | TFL | YDS | SK  | YDS | QBH           | NO | YDS | LG | TD      | PD | FF | FR | TD | YDS | TK | S | A    | FF | FR | S | A |   |
| 2017       | Steelers | 1  | 1  | 4  | 4 | 0 | 0   | 0   | 0.0 | 0.0 | 0             | 0  | 0   | 0  | 0       | 0  | 1  | 0  | 0  | 0   | 0  | 0 | 0    | 0  | 0  | 0 | 0 | 0 |
| 2020       | Steelers | 0  | 0  | 0  | 0 | 0 | 0   | 0   | 0.0 | 0.0 | 0             | 0  | 0   | 0  | 0       | 0  | 0  | 0  | 0  | 0   | 0  | 0 | 0    | 0  | 0  | 0 | 0 | 0 |
| 2021       | Steelers | 1  | 1  | 6  | 4 | 2 | 0   | 0   | 0.0 | 0.0 | 0             | 0  | 0   | 0  | 0       | 0  | 0  | 0  | 0  | 0   | 0  | 0 | 0    | 0  | 0  | 0 | 0 | 0 |
| NFL TOTALS |          | 2  | 2  | 10 | 8 | 2 | 0   | 0   | 0.0 | 0.0 | 0             | 0  | 0   | 0  | 0       | 1  | 0  | 0  | 0  | 0   | 0  | 0 | 0    | 0  | 0  | 0 | 0 | 0 |

SINGLE-GAME HIGHS: DEFENSIVE

|                   |  |                                  |   |
|-------------------|--|----------------------------------|---|
| Total Tackles     | 13 vs. Houston Texans, Nov 16, 2014<br>12 vs. New England Patriots, Dec 16, 2018                           | Tackles For Loss                 | 2 vs. Cleveland Browns, Oct 28, 2018<br>1 vs. Baltimore Ravens, Dec 02, 2020<br>...8 more at 1. |
| Sacks             | 1.0 vs. Pittsburgh Steelers, Sep 10, 2017<br>1.0 vs. Cincinnati Bengals, Sep 11, 2011<br>...1 more at 1.0. | Interceptions                    | 2 at Arizona Cardinals, Dec 08, 2019<br>2 vs. Baltimore Ravens, Sep 18, 2016<br>...1 more at 2. |
| Passes Defensed   | 5 vs. Los Angeles Rams, Nov 10, 2019<br>5 vs. Cincinnati Bengals, Sep 11, 2011                             | Interception Return Yards        | 62 at Pittsburgh Steelers, Oct 17, 2010<br>50 vs. Philadelphia Eagles, Sep 09, 2012             |
| Forced Fumbles    | 1 at Buffalo Bills, Sep 12, 2021<br>1 vs. Los Angeles Rams, Nov 10, 2019<br>...5 more at 1.                | Special Teams Tackles            | 2 vs. Cincinnati Bengals, Oct 03, 2010<br>2 vs. Kansas City Chiefs, Sep 19, 2010                |
| Fumble Recoveries | 1 vs. Tennessee Titans, Dec 19, 2021<br>1 at Baltimore Ravens, Dec 29, 2019<br>...4 more at 1.             | Longest Opponent's Fumble Return | 34 vs. Oakland Raiders, Oct 26, 2014<br>3 at Baltimore Ravens, Dec 29, 2019                     |

SINGLE-GAME HIGHS - POSTSEASON: DEFENSIVE

|               |   |                 |  |
|---------------|---|-----------------|--|
| Total Tackles | 6 at Kansas City Chiefs, Jan 16, 2022<br>4 vs. Jacksonville Jaguars, Jan 14, 2018 | Passes Defensed | 1 vs. Jacksonville Jaguars, Jan 14, 2018 |
|---------------|---|-----------------|--|

SINGLE-GAME HIGHS: RUSHING/RECEIVING

|                        |  |                       |   |
|------------------------|--|-----------------------|---|
| All-Purpose Yards      | 107 at Pittsburgh Steelers, Oct 17, 2010<br>51 vs. New York Jets, Nov 14, 2010 | Punt Return Yards     | 13 vs. Baltimore Ravens, Sep 18, 2016<br>5 vs. New England Patriots, Oct 09, 2016 |
| Kickoff Returns        | 2 vs. New York Jets, Nov 14, 2010<br>2 at Pittsburgh Steelers, Oct 17, 2010    | Longest Punt Return   | 13 vs. Baltimore Ravens, Sep 18, 2016<br>5 vs. New England Patriots, Oct 09, 2016 |
| Kickoff Return Yards   | 51 vs. New York Jets, Nov 14, 2010<br>45 at Pittsburgh Steelers, Oct 17, 2010  | Punt Returns          | 1 vs. New England Patriots, Oct 09, 2016<br>1 vs. Baltimore Ravens, Sep 18, 2016  |
| Longest Kickoff Return | 32 vs. New York Jets, Nov 14, 2010<br>24 at Pittsburgh Steelers, Oct 17, 2010  | Special Teams Tackles | 2 vs. Cincinnati Bengals, Oct 03, 2010<br>2 vs. Kansas City Chiefs, Sep 19, 2010  |
| Fair Catches           | 2 vs. Cincinnati Bengals, Dec 11, 2016<br>1 at Dallas Cowboys, Nov 08, 2020    | Most TDs              | 1 vs. Baltimore Ravens, Dec 02, 2020<br>1 at Cincinnati Bengals, Nov 17, 2013     |

2021 GAME-BY-GAME REGULAR-SEASON STATISTICS (STEELERS)

| DATE         | OPPONENT    | P/S   | TACKLES          |    |    |     |     |     |     | INTERCEPTIONS |    |     |    |    | O. FUMB |    |    | ST |     |    |   | MISC |       | W/L | SCORE |        |       |
|--------------|-------------|-------|------------------|----|----|-----|-----|-----|-----|---------------|----|-----|----|----|---------|----|----|----|-----|----|---|------|-------|-----|-------|--------|-------|
|              |             |       | TK               | S  | A  | SK  | YDS | TFL | YDS | QBH           | NO | YDS | LG | TD | PD      | FF | FR | TD | YDS | TK | S | A    | FF    |     |       | FR     | S     |
| 09/12        | at Bills    | S     | 5                | 3  | 2  | 0.0 | 0.0 | 0   | 0   | 0             | 0  | 0   | 0  | 0  | 1       | 0  | 0  | 0  | 0   | 0  | 0 | 0    | 0     | 0   | 0     | W      | 23-16 |
| 09/19        | Raiders     |       | ON INACTIVE LIST |    |    |     |     |     |     |               |    |     |    |    |         |    |    |    |     |    |   | L    | 17-26 |     |       |        |       |
| 09/26        | Bengals     | S     | 2                | 1  | 1  | 0.0 | 0.0 | 0   | 0   | 0             | 0  | 0   | 0  | 0  | 0       | 0  | 0  | 0  | 0   | 0  | 0 | 0    | 0     | 0   | L     | 10-24  |       |
| 10/03        | at Packers  | S     | 5                | 2  | 3  | 0.0 | 0.0 | 0   | 0   | 0             | 0  | 0   | 0  | 1  | 0       | 0  | 0  | 0  | 0   | 0  | 0 | 0    | 0     | 0   | L     | 17-27  |       |
| 10/10        | Broncos     | S     | 5                | 3  | 2  | 0.0 | 0.0 | 0   | 0   | 0             | 0  | 0   | 0  | 1  | 0       | 0  | 0  | 0  | 0   | 0  | 0 | 0    | 0     | 0   | W     | 27-19  |       |
| 10/17        | Seahawks    | S     | 3                | 2  | 1  | 0.0 | 0.0 | 0   | 0   | 0             | 0  | 0   | 0  | 0  | 0       | 0  | 0  | 0  | 0   | 0  | 0 | 0    | 0     | 0   | W     | 23-20+ |       |
| 10/31        | at Browns   | S     | 2                | 2  | 0  | 0.0 | 0.0 | 0   | 0   | 0             | 0  | 0   | 0  | 1  | 0       | 0  | 0  | 0  | 0   | 0  | 0 | 0    | 0     | 0   | W     | 15-10  |       |
| 11/08        | Bears       | S     | 1                | 1  | 0  | 0.0 | 0.0 | 0   | 0   | 0             | 0  | 0   | 0  | 1  | 0       | 0  | 0  | 0  | 0   | 0  | 0 | 0    | 0     | 0   | W     | 29-27  |       |
| 11/14        | Lions       | S     | 1                | 1  | 0  | 0.0 | 0.0 | 0   | 0   | 0             | 0  | 0   | 0  | 0  | 0       | 0  | 0  | 0  | 0   | 0  | 0 | 0    | 0     | 0   | T     | 16-16  |       |
| 11/21        | at Chargers |       | ON INACTIVE LIST |    |    |     |     |     |     |               |    |     |    |    |         |    |    |    |     |    |   | L    | 37-41 |     |       |        |       |
| 11/28        | at Bengals  |       | ON INACTIVE LIST |    |    |     |     |     |     |               |    |     |    |    |         |    |    |    |     |    |   | L    | 10-41 |     |       |        |       |
| 12/05        | Ravens      |       | ON INACTIVE LIST |    |    |     |     |     |     |               |    |     |    |    |         |    |    |    |     |    |   | W    | 20-19 |     |       |        |       |
| 12/09        | at Vikings  |       | INACTIVE         |    |    |     |     |     |     |               |    |     |    |    |         |    |    |    |     |    |   | L    | 28-36 |     |       |        |       |
| 12/19        | Titans      | S     | 2                | 2  | 0  | 0.0 | 0.0 | 0   | 0   | 0             | 0  | 0   | 0  | 0  | 0       | 1  | 0  | 0  | 0   | 0  | 0 | 0    | 0     | 0   | W     | 19-13  |       |
| 12/26        | at Chiefs   | S     | 4                | 3  | 1  | 0.0 | 0.0 | 0   | 0   | 0             | 0  | 0   | 0  | 0  | 0       | 0  | 0  | 0  | 0   | 0  | 0 | 0    | 0     | 0   | L     | 10-36  |       |
| 01/03        | Browns      | S     | 4                | 3  | 1  | 0.0 | 0.0 | 0   | 0   | 0             | 0  | 0   | 0  | 1  | 0       | 0  | 0  | 0  | 0   | 0  | 0 | 0    | 0     | 0   | W     | 26-14  |       |
| 01/09        | at Ravens   | P     | 4                | 3  | 1  | 0.0 | 0.0 | 0   | 0   | 0             | 0  | 0   | 0  | 0  | 0       | 0  | 0  | 0  | 0   | 0  | 0 | 0    | 0     | 0   | W     | 16-13+ |       |
| 2021 TOTALS  |             | 12-11 | 38               | 26 | 12 | 0.0 | 0.0 | 0   | 0   | 0             | 0  | 0   | 0  | 6  | 1       | 1  | 0  | 0  | 0   | 0  | 0 | 0    | 0     | 0   | 0     | 9-7-1  |       |
| + - Overtime |             |       |                  |    |    |     |     |     |     |               |    |     |    |    |         |    |    |    |     |    |   |      |       |     |       |        |       |

2021 GAME-BY-GAME POSTSEASON STATISTICS (STEELERS)


| DATE        | OPPONENT  | P/S | TACKLES |   |   |     |     |     |     | INTERCEPTIONS |    |     |    |    | O. FUMB |    |    | ST |     |    |   | MISC |    | W/L | SCORE |     |       |
|-------------|-----------|-----|---------|---|---|-----|-----|-----|-----|---------------|----|-----|----|----|---------|----|----|----|-----|----|---|------|----|-----|-------|-----|-------|
|             |           |     | TK      | S | A | SK  | YDS | TFL | YDS | QBH           | NO | YDS | LG | TD | PD      | FF | FR | TD | YDS | TK | S | A    | FF |     |       | FR  | S     |
| 01/16       | at Chiefs | S   | 6       | 4 | 2 | 0.0 | 0.0 | 0   | 0   | 0             | 0  | 0   | 0  | 0  | 0       | 0  | 0  | 0  | 0   | 0  | 0 | 0    | 0  | 0   | 0     | L   | 21-42 |
| 2021 TOTALS |           | 1-1 | 6       | 4 | 2 | 0.0 | 0.0 | 0   | 0   | 0             | 0  | 0   | 0  | 0  | 0       | 0  | 0  | 0  | 0   | 0  | 0 | 0    | 0  | 0   | 0     | 0-1 |       |

2020 GAME-BY-GAME POSTSEASON STATISTICS (STEELERS)

| DATE        | OPPONENT | P/S | TACKLES      |   |   |     |     |     |     | INTERCEPTIONS |    |     |    |    | O. FUMB |    |    | ST |     |    |   | MISC |    | W/L | SCORE |     |   |   |       |
|-------------|----------|-----|--------------|---|---|-----|-----|-----|-----|---------------|----|-----|----|----|---------|----|----|----|-----|----|---|------|----|-----|-------|-----|---|---|-------|
|             |          |     | TK           | S | A | SK  | YDS | TFL | YDS | QBH           | NO | YDS | LG | TD | PD      | FF | FR | TD | YDS | TK | S | A    | FF |     |       | FR  | S | A |       |
| 01/10       | Browns   |     | DID NOT PLAY |   |   |     |     |     |     |               |    |     |    |    |         |    |    |    |     |    |   |      |    |     |       |     |   | L | 37-48 |
| 2020 TOTALS |          |     | 0            | 0 | 0 | 0.0 | 0.0 | 0   | 0   | 0             | 0  | 0   | 0  | 0  | 0       | 0  | 0  | 0  | 0   | 0  | 0 | 0    | 0  | 0   | 0     | 0-1 |   |   |       |

2017 GAME-BY-GAME POSTSEASON STATISTICS (STEELERS)

| DATE        | OPPONENT | P/S | TACKLES |   |   |     |     |     |     | INTERCEPTIONS |    |     |    |    | O. FUMB |    |    | ST |     |    |   | MISC |    | W/L | SCORE |     |       |
|-------------|----------|-----|---------|---|---|-----|-----|-----|-----|---------------|----|-----|----|----|---------|----|----|----|-----|----|---|------|----|-----|-------|-----|-------|
|             |          |     | TK      | S | A | SK  | YDS | TFL | YDS | QBH           | NO | YDS | LG | TD | PD      | FF | FR | TD | YDS | TK | S | A    | FF |     |       | FR  | S     |
| 01/14       | Jaguars  | S   | 4       | 4 | 0 | 0.0 | 0.0 | 0   | 0   | 0             | 0  | 0   | 0  | 1  | 0       | 0  | 0  | 0  | 0   | 0  | 0 | 0    | 0  | 0   | 0     | L   | 42-45 |
| 2017 TOTALS |          |     | 1-1     | 4 | 4 | 0   | 0.0 | 0.0 | 0   | 0             | 0  | 0   | 0  | 1  | 0       | 0  | 0  | 0  | 0   | 0  | 0 | 0    | 0  | 0   | 0     | 0-1 |       |



71

JOE HAEG

TACKLE

HEIGHT: 6-6

BIRTHPLACE Lake Shore, MN

WEIGHT: 298

HOW ACQUIRED: UFA '21

COLLEGE: North Dakota State

NFL EXPERIENCE: 6th year

BORN: Mar. 11, 1993 (28)

JOE HAEG'S NFL REGULAR SEASON STATISTICS

| DATE       | TEAM       | GP | GS |
|------------|------------|----|----|
| 2016       | Colts      | 15 | 14 |
| 2017       | Colts      | 16 | 15 |
| 2018       | Colts      | 8  | 6  |
| 2019       | Colts      | 16 | 0  |
| 2020       | Buccaneers | 12 | 3  |
| 2021       | Steelers   | 12 | 2  |
| NFL TOTALS |            | 79 | 40 |

JOE HAEG'S NFL POSTSEASON STATISTICS

| DATE       | TEAM       | GP | GS |
|------------|------------|----|----|
| 2018       | Colts      | 2  | 0  |
| 2020       | Buccaneers | 4  | 0  |
| 2021       | Steelers   | 1  | 0  |
| NFL TOTALS |            | 7  | 0  |

2021 GAME-BY-GAME REGULAR-SEASON STATISTICS (STEELERS)

| DATE        | OPPONENT    | P/S  | W/L/T | SCORE  |
|-------------|-------------|------|-------|--------|
| 09/12       | at Bills    | P    | W     | 23-16  |
| 09/19       | Raiders     | P    | L     | 17-26  |
| 09/26       | Bengals     | P    | L     | 10-24  |
| 10/03       | at Packers  | S    | L     | 17-27  |
| 10/10       | Broncos     | P    | W     | 27-19  |
| 10/17       | Seahawks    | P    | W     | 23-20+ |
| 10/31       | at Browns   |      | W     | 15-10  |
| 11/08       | Bears       |      | W     | 29-27  |
| 11/14       | Lions       | P    | T     | 16-16  |
| 11/21       | at Chargers | P    | L     | 37-41  |
| 11/28       | at Bengals  |      | L     | 10-41  |
| 12/05       | Ravens      |      | W     | 20-19  |
| 12/09       | at Vikings  |      | L     | 28-36  |
| 12/19       | Titans      | P    | W     | 19-13  |
| 12/26       | at Chiefs   | P    | L     | 10-36  |
| 01/03       | Browns      | P    | W     | 26-14  |
| 01/09       | at Ravens   | S    | W     | 16-13+ |
| 2021 TOTALS |             | 12-2 | 9-7-1 |        |

+ - Overtime

2021 GAME-BY-GAME POSTSEASON STATISTICS (STEELERS)


| DATE        | OPPONENT  | P/S | W/L | SCORE |
|-------------|-----------|-----|-----|-------|
| 01/16       | at Chiefs | P   | L   | 21-42 |
| 2021 TOTALS |           | 1-0 | 0-1 |       |

2020 GAME-BY-GAME POSTSEASON STATISTICS (BUCCANEERS)

| DATE        | OPPONENT      | P/S | W/L | SCORE |
|-------------|---------------|-----|-----|-------|
| 01/09       | at Washington | P   | W   | 31-23 |
| 01/17       | at Saints     | P   | W   | 30-20 |
| 01/24       | at Packers    | P   | W   | 31-26 |
| 02/07       | Chiefs        | P   | W   | 31-9  |
| 2020 TOTALS |               | 4-0 | 4-0 |       |

2018 GAME-BY-GAME POSTSEASON STATISTICS (COLTS)

| DATE        | OPPONENT  | P/S | W/L | SCORE |
|-------------|-----------|-----|-----|-------|
| 01/05       | at Texans | P   | W   | 21-7  |
| 01/12       | at Chiefs | P   | L   | 13-31 |
| 2018 TOTALS |           | 2-0 | 1-1 |       |



EST. 1933

STEELERS NATIONAL FOOTBALL LEAGUE

21

22

NAJEE HARRIS

(NAHjee)

RUNNING BACK

HEIGHT: 6-1

WEIGHT: 232


COLLEGE: Alabama

BORN: Mar. 9, 1998 (23)

BIRTHPLACE: Antioch, CA

HOW ACQUIRED: D1 '21

NFL EXPERIENCE: R



NAJEE HARRIS' NFL REGULAR SEASON RUSHING/RECEIVING STATISTICS

| DATE       | TEAM     | GP | GS | RUSHING |       |      |     | TD | RECEIVING |      |      |     | TD |
|------------|----------|----|----|---------|-------|------|-----|----|-----------|------|------|-----|----|
|            |          |    |    | NO.     | YDS.  | AVG. | LG  |    | NO.       | YDS. | AVG. | LG  |    |
| 2021       | Steelers | 17 | 17 | 307     | 1,200 | 3.9  | 37t | 7  | 74        | 467  | 6.3  | 25t | 3  |
| NFL TOTALS |          | 17 | 17 | 307     | 1,200 | 3.9  | 37T | 7  | 74        | 467  | 6.3  | 25T | 3  |

NAJEE HARRIS' NFL POSTSEASON RUSHING/RECEIVING STATISTICS

| DATE       | TEAM     | GP | GS | RUSHING |      |      |    | TD | RECEIVING |      |      |    | TD |
|------------|----------|----|----|---------|------|------|----|----|-----------|------|------|----|----|
|            |          |    |    | NO.     | YDS. | AVG. | LG |    | NO.       | YDS. | AVG. | LG |    |
| 2021       | Steelers | 1  | 1  | 12      | 29   | 2.4  | 8  | 0  | 2         | -1   | -0.5 | 0  | 0  |
| NFL TOTALS |          | 1  | 1  | 12      | 29   | 2.4  | 8  | 0  | 2         | -1   | -0.5 | 0  | 0  |

NAJEE HARRIS' NFL REGULAR SEASON RETURN STATISTICS

| KICKOFF RETURNS |          |      |      |      |    |    | PUNT RETURNS |    |      |      |    |    |
|-----------------|----------|------|------|------|----|----|--------------|----|------|------|----|----|
| DATE            | TEAM     | RET. | YDS. | AVG. | LG | TD | NO.          | FC | YDS. | AVG. | LG | TD |
| 2021            | Steelers | 0    | 0    | 0.0  | 0  | 0  | 0            | 0  | 0    | 0.0  | 0  | 0  |
| NFL TOTALS      |          | 0    | 0    | 0.0  | 0  | 0  | 0            | 0  | 0    | 0.0  | 0  | 0  |

NAJEE HARRIS' NFL POSTSEASON RETURN STATISTICS

| KICKOFF RETURNS |          |      |      |      |    |    | PUNT RETURNS |    |      |      |    |    |
|-----------------|----------|------|------|------|----|----|--------------|----|------|------|----|----|
| DATE            | TEAM     | RET. | YDS. | AVG. | LG | TD | NO.          | FC | YDS. | AVG. | LG | TD |
| 2021            | Steelers | 0    | 0    | 0.0  | 0  | 0  | 0            | 0  | 0    | 0.0  | 0  | 0  |
| NFL TOTALS      |          | 0    | 0    | 0.0  | 0  | 0  | 0            | 0  | 0    | 0.0  | 0  | 0  |

SINGLE-GAME HIGHS: RUSHING/RECEIVING

- Rush Attempts

28 vs. Cleveland Browns, Jan 03, 2022  
26 vs. Detroit Lions, Nov 14, 2021  
...1 more at 26.

Rushing Yards

188 vs. Cleveland Browns, Jan 03, 2022  
122 vs. Denver Broncos, Oct 10, 2021

Longest Runs

37t vs. Cleveland Browns, Jan 03, 2022  
30 vs. Cleveland Browns, Jan 03, 2022

Rushing TDs

1 vs. Cleveland Browns, Jan 03, 2022  
1 at Minnesota Vikings, Dec 09, 2021  
...5 more at 1.

Receptions

14 vs. Cincinnati Bengals, Sep 26, 2021  
6 vs. Seattle Seahawks, Oct 17, 2021  
...1 more at 6.

Receiving Yards

102 vs. Cincinnati Bengals, Sep 26, 2021  
46 vs. Seattle Seahawks, Oct 17, 2021
- Longest Receptions

25t vs. Las Vegas Raiders, Sep 19, 2021  
21 vs. Cincinnati Bengals, Sep 26, 2021  
1 vs. Seattle Seahawks, Oct 17, 2021  
1 vs. Las Vegas Raiders, Sep 19, 2021

All-Purpose Yards

206 vs. Cleveland Browns, Jan 03, 2022  
142 vs. Denver Broncos, Oct 10, 2021  
...1 more at 142.

Most TDs

2 at Minnesota Vikings, Dec 09, 2021  
1 vs. Cleveland Browns, Jan 03, 2022  
...7 more at 1.

Rushing Average

6.7 vs. Cleveland Browns, Jan 03, 2022  
5.3 vs. Denver Broncos, Oct 10, 2021

Receiving Average

9.7 at Cleveland Browns, Oct 31, 2021  
8.6 vs. Las Vegas Raiders, Sep 19, 2021

SINGLE-GAME HIGHS - POSTSEASON: RUSHING/RECEIVING

- Rush Attempts

12 at Kansas City Chiefs, Jan 16, 2022

Rushing Yards

29 at Kansas City Chiefs, Jan 16, 2022

Longest Runs

8 at Kansas City Chiefs, Jan 16, 2022  
4 at Kansas City Chiefs, Jan 16, 2022  
4 at Kansas City Chiefs, Jan 16, 2022  
4 at Kansas City Chiefs, Jan 16, 2022  
...1 more at 4.
- Receptions

2 at Kansas City Chiefs, Jan 16, 2022

All-Purpose Yards

28 at Kansas City Chiefs, Jan 16, 2022

Rushing Average

2.4 at Kansas City Chiefs, Jan 16, 2022

100-YARD RECEIVING GAMES (1): REGULAR SEASON

| DATE     | TEAM    | NO. | YDS. | AVG. | LG | TD |
|----------|---------|-----|------|------|----|----|
| 09/26/21 | BENGALS | 14  | 102  | 7.3  | 21 | 0  |



100-YARD RUSHING GAMES (3): REGULAR SEASON


| DATE     | TEAM    | ATT. | YDS. | AVG. | LG  | TD |
|----------|---------|------|------|------|-----|----|
| 10/10/21 | BRONCOS | 23   | 122  | 5.3  | 20  | 1  |
| 11/14/21 | LIONS   | 26   | 105  | 4.0  | 12  | 0  |
| 01/03/22 | BROWNS  | 28   | 188  | 6.7  | 37t | 1  |

2021 GAME-BY-GAME REGULAR-SEASON STATISTICS (STEELERS)

|              |             |       | RUSHING |       |      |     |    | RECEIVING |      |      |     |    |       |        |
|--------------|-------------|-------|---------|-------|------|-----|----|-----------|------|------|-----|----|-------|--------|
| DATE         | OPPONENT    | P/S   | NO.     | YDS.  | AVG. | LG  | TD | NO.       | YDS. | AVG. | LG  | TD | W/L/T | SCORE  |
| 09/12        | at Bills    | S     | 16      | 45    | 2.8  | 18  | 0  | 1         | 4    | 4.0  | 4   | 0  | W     | 23-16  |
| 09/19        | Raiders     | S     | 10      | 38    | 3.8  | 14  | 0  | 5         | 43   | 8.6  | 25t | 1  | L     | 17-26  |
| 09/26        | Bengals     | S     | 14      | 40    | 2.9  | 20  | 0  | 14        | 102  | 7.3  | 21  | 0  | L     | 10-24  |
| 10/03        | at Packers  | S     | 15      | 62    | 4.1  | 11  | 1  | 6         | 29   | 4.8  | 9   | 0  | L     | 17-27  |
| 10/10        | Broncos     | S     | 23      | 122   | 5.3  | 20  | 1  | 2         | 20   | 10.0 | 14  | 0  | W     | 27-19  |
| 10/17        | Seahawks    | S     | 24      | 81    | 3.4  | 10  | 0  | 6         | 46   | 7.7  | 12  | 1  | W     | 23-20+ |
| 10/31        | at Browns   | S     | 26      | 91    | 3.5  | 11  | 1  | 3         | 29   | 9.7  | 20  | 0  | W     | 15-10  |
| 11/08        | Bears       | S     | 22      | 62    | 2.8  | 13  | 1  | 3         | 16   | 5.3  | 9   | 0  | W     | 29-27  |
| 11/14        | Lions       | S     | 26      | 105   | 4.0  | 12  | 0  | 4         | 28   | 7.0  | 10  | 0  | T     | 16-16  |
| 11/21        | at Chargers | S     | 12      | 39    | 3.3  | 12  | 1  | 5         | 20   | 4.0  | 7   | 0  | L     | 37-41  |
| 11/28        | at Bengals  | S     | 8       | 23    | 2.9  | 5   | 0  | 3         | 14   | 4.7  | 12  | 0  | L     | 10-41  |
| 12/05        | Ravens      | S     | 21      | 71    | 3.4  | 13  | 0  | 5         | 36   | 7.2  | 18  | 0  | W     | 20-19  |
| 12/09        | at Vikings  | S     | 20      | 94    | 4.7  | 23  | 1  | 3         | 10   | 3.3  | 6   | 1  | L     | 28-36  |
| 12/19        | Titans      | S     | 12      | 18    | 1.5  | 7   | 0  | 2         | 8    | 4.0  | 5   | 0  | W     | 19-13  |
| 12/26        | at Chiefs   | S     | 19      | 93    | 4.9  | 21  | 0  | 5         | 17   | 3.4  | 6   | 0  | L     | 10-36  |
| 01/03        | Browns      | S     | 28      | 188   | 6.7  | 37t | 1  | 3         | 18   | 6.0  | 13  | 0  | W     | 26-14  |
| 01/09        | at Ravens   | S     | 11      | 28    | 2.5  | 15  | 0  | 4         | 27   | 6.8  | 11  | 0  | W     | 16-13+ |
| 2021 TOTALS  |             | 17-17 | 307     | 1,200 | 3.9  | 37T | 7  | 74        | 467  | 6.3  | 25T | 3  | 9-7-1 |        |
| + - Overtime |             |       |         |       |      |     |    |           |      |      |     |    |       |        |

2021 GAME-BY-GAME POSTSEASON STATISTICS (STEELERS)

|             |           |     | RUSHING |      |      |    |    | RECEIVING |      |      |    |    |     |       |
|-------------|-----------|-----|---------|------|------|----|----|-----------|------|------|----|----|-----|-------|
| DATE        | OPPONENT  | P/S | NO.     | YDS. | AVG. | LG | TD | NO.       | YDS. | AVG. | LG | TD | W/L | SCORE |
| 01/16       | at Chiefs | S   | 12      | 29   | 2.4  | 8  | 0  | 2         | -1   | -0.5 | 0  | 0  | L   | 21-42 |
| 2021 TOTALS |           | 1-1 | 12      | 29   | 2.4  | 8  | 0  | 2         | -1   | -0.5 | 0  | 0  | 0-1 |       |



6

# PRESSLEY HARVIN III

PUNTER

HEIGHT: 6-0

BIRTHPLACE: Alcolu, SC

WEIGHT: 255

HOW ACQUIRED: D7b '21

COLLEGE: Georgia Tech

NFL EXPERIENCE: R

BORN: Sep. 17, 1998 (23)

PRESSLEY HARVIN III'S NFL REGULAR SEASON PUNTING STATISTICS

| DATE       | TEAM     | GP | NO. | YDS.  | AVG. | OPP. RET. | YDS. | NET YDS. | AVG. | TB | IN20 | LG | BK |
|------------|----------|----|-----|-------|------|-----------|------|----------|------|----|------|----|----|
| 2021       | Steelers | 15 | 70  | 2,982 | 42.6 | 27        | 261  | 2,661    | 38.0 | 3  | 25   | 64 | 0  |
| NFL TOTALS |          | 15 | 70  | 2,982 | 42.6 | 27        | 261  | 2,661    | 38.0 | 3  | 25   | 64 | 0  |

PRESSLEY HARVIN III'S NFL POSTSEASON PUNTING STATISTICS

| DATE       | TEAM     | GP | NO. | YDS. | AVG. | OPP. RET. | YDS. | NET YDS. | AVG. | TB | IN20 | LG | BK |
|------------|----------|----|-----|------|------|-----------|------|----------|------|----|------|----|----|
| 2021       | Steelers | 1  | 7   | 348  | 49.7 | 4         | 62   | 286      | 40.9 | 0  | 1    | 56 | 0  |
| NFL TOTALS |          | 1  | 7   | 348  | 49.7 | 4         | 62   | 286      | 40.9 | 0  | 1    | 56 | 0  |

SINGLE-GAME HIGHS: PUNTER

|                     |   |                 |  |
|---------------------|---|-----------------|--|
| Punts               | 8 at Baltimore Ravens, Jan 09, 2022<br>7 vs. Seattle Seahawks, Oct 17, 2021       | Net Punting Avg | 43.8 at Cleveland Browns, Oct 31, 2021<br>42.8 vs. Las Vegas Raiders, Sep 19, 2021 |
| Gross Punting Yards | 335 vs. Seattle Seahawks, Oct 17, 2021<br>298 at Baltimore Ravens, Jan 09, 2022   | Longest Punts   | 64 vs. Baltimore Ravens, Dec 05, 2021<br>63 vs. Denver Broncos, Oct 10, 2021       |
| Gross Punting Avg   | 59.5 vs. Denver Broncos, Oct 10, 2021<br>49.3 vs. Las Vegas Raiders, Sep 19, 2021 | Inside the 20   | 4 vs. Seattle Seahawks, Oct 17, 2021<br>3 at Baltimore Ravens, Jan 09, 2022        |
| Net Punting Yards   | 298 at Baltimore Ravens, Jan 09, 2022<br>295 vs. Seattle Seahawks, Oct 17, 2021   |                 | ...2 more at 3.  |

SINGLE-GAME HIGHS - POSTSEASON: PUNTER

|                     |  |                 |  |
|---------------------|--|-----------------|--|
| Punts               | 7 at Kansas City Chiefs, Jan 16, 2022<br>348 at Kansas City Chiefs, Jan 16, 2022 | Net Punting Avg | 40.9 at Kansas City Chiefs, Jan 16, 2022 |
| Gross Punting Yards | 49.7 at Kansas City Chiefs, Jan 16, 2022   | Longest Punts   | 56 at Kansas City Chiefs, Jan 16, 2022   |
| Net Punting Yards   | 286 at Kansas City Chiefs, Jan 16, 2022  | Inside the 20   | 1 at Kansas City Chiefs, Jan 16, 2022    |

2021 GAME-BY-GAME REGULAR-SEASON STATISTICS (STEELERS)

| DATE         | OPPONENT    |    | NO. | YDS.  | AVG. | OPP. RET.        | YDS. | NET YDS. | AVG  | TB | IN20 | LG | BK | W/L/T | SCORE  |
|--------------|-------------|----|-----|-------|------|------------------|------|----------|------|----|------|----|----|-------|--------|
| 09/12        | at Bills    | P  | 5   | 207   | 41.4 | 1                | 1    | 206      | 41.2 | 0  | 2    | 51 | 0  | W     | 23-16  |
| 09/19        | Raiders     | P  | 4   | 197   | 49.3 | 2                | 26   | 171      | 42.8 | 0  | 3    | 59 | 0  | L     | 17-26  |
| 09/26        | Bengals     | P  | 4   | 162   | 40.5 | 2                | 9    | 153      | 38.3 | 0  | 1    | 50 | 0  | L     | 10-24  |
| 10/03        | at Packers  | P  | 3   | 102   | 34.0 | 1                | 0    | 102      | 34.0 | 0  | 1    | 45 | 0  | L     | 17-27  |
| 10/10        | Broncos     | P  | 2   | 119   | 59.5 | 2                | 26   | 93       | 46.5 | 0  | 0    | 63 | 0  | W     | 27-19  |
| 10/17        | Seahawks    | P  | 7   | 335   | 47.9 | 3                | 20   | 295      | 42.1 | 1  | 4    | 58 | 0  | W     | 23-20+ |
| 10/31        | at Browns   | P  | 4   | 176   | 44.0 | 2                | 1    | 175      | 43.8 | 0  | 1    | 56 | 0  | W     | 15-10  |
| 11/08        | Bears       | P  | 5   | 196   | 39.2 | 0                | 0    | 176      | 35.2 | 1  | 2    | 46 | 0  | W     | 29-27  |
| 11/14        | Lions       | P  | 6   | 280   | 46.7 | 3                | 71   | 189      | 31.5 | 1  | 3    | 61 | 0  | T     | 16-16  |
| 11/21        | at Chargers | P  | 1   | 46    | 46.0 | 1                | -1   | 47       | 47.0 | 0  | 0    | 46 | 0  | L     | 37-41  |
| 11/28        | at Bengals  | P  | 5   | 190   | 38.0 | 2                | 17   | 173      | 34.6 | 0  | 2    | 42 | 0  | L     | 10-41  |
| 12/05        | Ravens      | P  | 5   | 217   | 43.4 | 2                | 12   | 205      | 41.0 | 0  | 1    | 64 | 0  | W     | 20-19  |
| 12/09        | at Vikings  | P  | 6   | 258   | 43.0 | 3                | 31   | 227      | 37.8 | 0  | 1    | 49 | 0  | L     | 28-36  |
| 12/19        | Titans      | P  | 5   | 199   | 39.8 | 2                | 48   | 151      | 30.2 | 0  | 1    | 51 | 0  | W     | 19-13  |
| 12/26        | at Chiefs   |    |     |       |      | ON INACTIVE LIST |      |          |      |    |      |    |    | L     | 10-36  |
| 01/03        | Browns      |    |     |       |      | ON INACTIVE LIST |      |          |      |    |      |    |    | W     | 26-14  |
| 01/09        | at Ravens   | P  | 8   | 298   | 37.3 | 1                | 0    | 298      | 37.3 | 0  | 3    | 49 | 0  | W     | 16-13+ |
| 2021 TOTALS  |             | 15 | 70  | 2,982 | 42.6 | 27               | 261  | 2,661    | 38.0 | 3  | 25   | 64 | 0  | 9-7-1 |        |
| + - Overtime |             |    |     |       |      |                  |      |          |      |    |      |    |    |       |        |


2021 GAME-BY-GAME POSTSEASON STATISTICS (STEELERS)

| DATE        | OPPONENT  |   | NO. | YDS. | AVG. | OPP. RET. | YDS. | NET YDS. | AVG  | TB | IN20 | LG | BK | W/L | SCORE |
|-------------|-----------|---|-----|------|------|-----------|------|----------|------|----|------|----|----|-----|-------|
| 01/16       | at Chiefs | P | 7   | 348  | 49.7 | 4         | 62   | 286      | 40.9 | 0  | 1    | 56 | 0  | L   | 21-42 |
| 2021 TOTALS |           | 1 | 7   | 348  | 49.7 | 4         | 62   | 286      | 40.9 | 0  | 1    | 56 | 0  | 0-1 |       |

2021 PITTSBURGH STEELERS

163

UPDATED PLAYER BIOS



3

# DWAYNE HASKINS

QUARTERBACK

HEIGHT: 6-4

BIRTHPLACE Highland Park, NJ

WEIGHT: 230

HOW ACQUIRED: FA '21

COLLEGE: Ohio State

NFL EXPERIENCE: 3rd year

BORN: May 3, 1997 (24)

DWAYNE HASKINS' NFL REGULAR SEASON PASSING STATISTICS

| DATE   | TEAM       | GP | GS | ATT. | CMP. | PCT. | YDS   | AVG. | TD | INT. | LG  | SK | LST | RATE |
|--------|------------|----|----|------|------|------|-------|------|----|------|-----|----|-----|------|
| 2019   | Reskins    | 9  | 7  | 203  | 119  | 58.6 | 1,365 | 6.7  | 7  | 7    | 75t | 29 | 204 | 76.1 |
| 2020   | Washington | 7  | 6  | 241  | 148  | 61.4 | 1,439 | 6.0  | 5  | 7    | 50  | 20 | 141 | 73.0 |
| 2021   | Steelers   | 0  | 0  | 0    | 0    | 0.0  | 0     | 0.0  | 0  | 0    | 0   | 0  | 0   | 0.0  |
| TOTALS |            | 16 | 13 | 444  | 267  | 60.1 | 2,804 | 6.3  | 12 | 14   | 75T | 49 | 345 | 74.4 |

DWAYNE HASKINS' NFL POSTSEASON PASSING STATISTICS

| DATE   | TEAM       | GP | GS | ATT. | CMP. | PCT. | YDS | AVG. | TD | INT. | LG | SK | LST | RATE |
|--------|------------|----|----|------|------|------|-----|------|----|------|----|----|-----|------|
| 2020   | Washington | 0  | 0  | 0    | 0    | 0.0  | 0   | 0.0  | 0  | 0    | 0  | 0  | 0   | 0.0  |
| 2021   | Steelers   | 0  | 0  | 0    | 0    | 0.0  | 0   | 0.0  | 0  | 0    | 0  | 0  | 0   | 0.0  |
| TOTALS |            | 0  | 0  | 0    | 0    | 0.0  | 0   | 0.0  | 0  | 0    | 0  | 0  | 0   | 0.0  |

DWAYNE HASKINS' NFL REGULAR SEASON RUSHING STATISTICS

| DATE   | TEAM       | NO. | YDS. | AVG. | LG | TD |
|--------|------------|-----|------|------|----|----|
| 2019   | Reskins    | 20  | 101  | 5.1  | 23 | 0  |
| 2020   | Washington | 20  | 46   | 2.3  | 19 | 1  |
| 2021   | Steelers   | 0   | 0    | 0.0  | 0  | 0  |
| TOTALS |            | 40  | 147  | 3.7  | 23 | 1  |

DWAYNE HASKINS' NFL POSTSEASON RUSHING STATISTICS

| DATE   | TEAM       | NO. | YDS. | AVG. | LG | TD |
|--------|------------|-----|------|------|----|----|
| 2020   | Washington | 0   | 0    | 0.0  | 0  | 0  |
| 2021   | Steelers   | 0   | 0    | 0.0  | 0  | 0  |
| TOTALS |            | 0   | 0    | 0.0  | 0  | 0  |

DWAYNE HASKINS' NFL REGULAR SEASON PASSING/RUSHING STATISTICS

| DATE   | TEAM       | GP | GS | PASSING |      |      |       |      |    |      |     |    |     |      | RUSHING |      |      |    |    |
|--------|------------|----|----|---------|------|------|-------|------|----|------|-----|----|-----|------|---------|------|------|----|----|
|        |            |    |    | ATT.    | CMP. | PCT. | YDS   | AVG. | TD | INT. | LG  | SK | LST | RATE | NO.     | YDS. | AVG. | LG | TD |
| 2019   | Reskins    | 9  | 7  | 203     | 119  | 58.6 | 1,365 | 6.7  | 7  | 7    | 75t | 29 | 204 | 76.1 | 20      | 101  | 5.1  | 23 | 0  |
| 2020   | Washington | 7  | 6  | 241     | 148  | 61.4 | 1,439 | 6.0  | 5  | 7    | 50  | 20 | 141 | 73.0 | 20      | 46   | 2.3  | 19 | 1  |
| 2021   | Steelers   | 0  | 0  | 0       | 0    | 0.0  | 0     | 0.0  | 0  | 0    | 0   | 0  | 0   | 0.0  | 0       | 0    | 0.0  | 0  | 0  |
| TOTALS |            | 16 | 13 | 444     | 267  | 60.1 | 2,804 | 6.3  | 12 | 14   | 75T | 49 | 345 | 74.4 | 40      | 147  | 3.7  | 23 | 1  |

DWAYNE HASKINS' NFL POSTSEASON PASSING/RUSHING STATISTICS

| DATE   | TEAM       | GP | GS | PASSING |      |      |     |      |    |      |    |    |     |      | RUSHING |      |      |    |    |
|--------|------------|----|----|---------|------|------|-----|------|----|------|----|----|-----|------|---------|------|------|----|----|
|        |            |    |    | ATT.    | CMP. | PCT. | YDS | AVG. | TD | INT. | LG | SK | LST | RATE | NO.     | YDS. | AVG. | LG | TD |
| 2020   | Washington | 0  | 0  | 0       | 0    | 0.0  | 0   | 0.0  | 0  | 0    | 0  | 0  | 0   | 0.0  | 0       | 0    | 0.0  | 0  | 0  |
| 2021   | Steelers   | 0  | 0  | 0       | 0    | 0.0  | 0   | 0.0  | 0  | 0    | 0  | 0  | 0   | 0.0  | 0       | 0    | 0.0  | 0  | 0  |
| TOTALS |            | 0  | 0  | 0       | 0    | 0.0  | 0   | 0.0  | 0  | 0    | 0  | 0  | 0   | 0.0  | 0       | 0    | 0.0  | 0  | 0  |

SINGLE-GAME HIGHS: QUARTERBACK

|                       |   |               |  |
|-----------------------|---|---------------|--|
| Pass Attempts         | 55 vs. Seattle Seahawks, Dec 20, 2020<br>45 vs. Baltimore Ravens, Oct 04, 2020                | Passer Rating | 143.2 vs. New York Giants, Dec 22, 2019<br>121.3 vs. Philadelphia Eagles, Dec 15, 2019               |
| Pass Completions      | 38 vs. Seattle Seahawks, Dec 20, 2020<br>32 vs. Baltimore Ravens, Oct 04, 2020                | Rush Attempts | 7 vs. Philadelphia Eagles, Sep 13, 2020<br>4 at San Francisco 49ers, Dec 13, 2020<br>...2 more at 4. |
| Yards Passing         | 314 vs. Baltimore Ravens, Oct 04, 2020<br>295 vs. Seattle Seahawks, Dec 20, 2020              | Rushing Yards | 28 vs. Seattle Seahawks, Dec 20, 2020<br>28 vs. Detroit Lions, Nov 24, 2019                          |
| TD Passes             | 2 at Cleveland Browns, Sep 27, 2020<br>2 vs. New York Giants, Dec 22, 2019<br>...2 more at 2. | Longest Runs  | 23 vs. Philadelphia Eagles, Dec 15, 2019<br>19 vs. Philadelphia Eagles, Sep 13, 2020                 |
| Long Passes           | 75t vs. Philadelphia Eagles, Dec 15, 2019<br>50 vs. Carolina Panthers, Dec 27, 2020           | Rushing TDs   | 1 vs. Baltimore Ravens, Oct 04, 2020   |
| Completion Percentage | 80.0 vs. New York Giants, Dec 22, 2019<br>71.1 vs. Baltimore Ravens, Oct 04, 2020             |               |  |

2021 PITTSBURGH STEELERS

164

UPDATED PLAYER BIOS

300-YARD PASSING GAMES (1): REGULAR SEASON

| DATE     | TEAM   | NO. | YDS. | AVG. | LG | TD |
|----------|--------|-----|------|------|----|----|
| 10/04/20 | RAVENS | 32  | 314  | 9.8  | 40 | 0  |

2021 GAME-BY-GAME REGULAR-SEASON STATISTICS (STEELERS)

| DATE         | OPPONENT    | P/S | PASSING |     |     |     |     |     |                           |     |    |       |      | RUSHING |     |    |    | W/L   | SCORE  |
|--------------|-------------|-----|---------|-----|-----|-----|-----|-----|---------------------------|-----|----|-------|------|---------|-----|----|----|-------|--------|
|              |             |     | ATT     | CMP | YDS | PCT | Y/A | Y/C | TD                        | INT | LG | SK/YD | RATE | ATT     | YDS | LG | TD |       |        |
| 09/12        | at Bills    |     |         |     |     |     |     |     | ON INACTIVE LIST          |     |    |       |      |         |     |    |    | W     | 23-16  |
| 09/19        | Raiders     |     |         |     |     |     |     |     | ON INACTIVE LIST          |     |    |       |      |         |     |    |    | L     | 17-26  |
| 09/26        | Bengals     |     |         |     |     |     |     |     | ON INACTIVE LIST          |     |    |       |      |         |     |    |    | L     | 10-24  |
| 10/03        | at Packers  |     |         |     |     |     |     |     | ON INACTIVE LIST          |     |    |       |      |         |     |    |    | L     | 17-27  |
| 10/10        | Broncos     |     |         |     |     |     |     |     | ON INACTIVE LIST          |     |    |       |      |         |     |    |    | W     | 27-19  |
| 10/17        | Seahawks    |     |         |     |     |     |     |     | ON INACTIVE LIST          |     |    |       |      |         |     |    |    | W     | 23-20+ |
| 10/31        | at Browns   |     |         |     |     |     |     |     | ON INACTIVE LIST          |     |    |       |      |         |     |    |    | W     | 15-10  |
| 11/08        | Bears       |     |         |     |     |     |     |     | ON INACTIVE LIST          |     |    |       |      |         |     |    |    | W     | 29-27  |
| 11/14        | Lions       |     |         |     |     |     |     |     | DID NOT PLAY (NON-INJURY) |     |    |       |      |         |     |    |    | T     | 16-16  |
| 11/21        | at Chargers |     |         |     |     |     |     |     | ON INACTIVE LIST          |     |    |       |      |         |     |    |    | L     | 37-41  |
| 11/28        | at Bengals  |     |         |     |     |     |     |     | ON INACTIVE LIST          |     |    |       |      |         |     |    |    | L     | 10-41  |
| 12/05        | Ravens      |     |         |     |     |     |     |     | ON INACTIVE LIST          |     |    |       |      |         |     |    |    | W     | 20-19  |
| 12/09        | at Vikings  |     |         |     |     |     |     |     | INACTIVE                  |     |    |       |      |         |     |    |    | L     | 28-36  |
| 12/19        | Titans      |     |         |     |     |     |     |     | ON INACTIVE LIST          |     |    |       |      |         |     |    |    | W     | 19-13  |
| 12/26        | at Chiefs   |     |         |     |     |     |     |     | ON INACTIVE LIST          |     |    |       |      |         |     |    |    | L     | 10-36  |
| 01/03        | Browns      |     |         |     |     |     |     |     | ON INACTIVE LIST          |     |    |       |      |         |     |    |    | W     | 26-14  |
| 01/09        | at Ravens   |     |         |     |     |     |     |     | ON INACTIVE LIST          |     |    |       |      |         |     |    |    | W     | 16-13+ |
| 2021 TOTALS  |             | 0-0 | 0       | 0   | 0   | 0.0 | 0.0 | 0.0 | 0                         | 0   | 0  | 0/0   | 0.0  | 0       | 0   | 0  | 0  | 9-7-1 |        |
| + - Overtime |             |     |         |     |     |     |     |     |                           |     |    |       |      |         |     |    |    |       |        |

2021 GAME-BY-GAME POSTSEASON STATISTICS (STEELERS)

| DATE        | OPPONENT  | P/S | PASSING |     |     |     |     |     |          |     |    |       |      | RUSHING |     |    |    | W/L | SCORE |
|-------------|-----------|-----|---------|-----|-----|-----|-----|-----|----------|-----|----|-------|------|---------|-----|----|----|-----|-------|
|             |           |     | ATT     | CMP | YDS | PCT | Y/A | Y/C | TD       | INT | LG | SK/YD | RATE | ATT     | YDS | LG | TD |     |       |
| 01/16       | at Chiefs |     |         |     |     |     |     |     | INACTIVE |     |    |       |      |         |     |    |    | L   | 21-42 |
| 2021 TOTALS |           | 0-0 | 0       | 0   | 0   | 0.0 | 0.0 | 0.0 | 0        | 0   | 0  | 0/0   | 0.0  | 0       | 0   | 0  | 0  | 0-1 |       |

2020 GAME-BY-GAME POSTSEASON STATISTICS (WASHINGTON)

| DATE        | OPPONENT   | P/S | PASSING |     |     |     |     |     |              |     |    |       |      | RUSHING |     |    |    | W/L | SCORE |
|-------------|------------|-----|---------|-----|-----|-----|-----|-----|--------------|-----|----|-------|------|---------|-----|----|----|-----|-------|
|             |            |     | ATT     | CMP | YDS | PCT | Y/A | Y/C | TD           | INT | LG | SK/YD | RATE | ATT     | YDS | LG | TD |     |       |
| 01/09       | Buccaneers |     |         |     |     |     |     |     | DID NOT PLAY |     |    |       |      |         |     |    |    | L   | 23-31 |
| 2020 TOTALS |            | 0-0 | 0       | 0   | 0   | 0.0 | 0.0 | 0.0 | 0            | 0   | 0  | 0/0   | 0.0  | 0       | 0   | 0  | 0  | 0-1 |       |



60

J.C. HASSENAUER CENTER

HEIGHT: 6-2 BIRTHPLACE Woodbury, MN  
WEIGHT: 295 HOW ACQUIRED: FA '19  
COLLEGE: Alabama NFL EXPERIENCE: 2nd year  
BORN: Sep. 15, 1995 (26)

J.C. HASSENAUER'S NFL REGULAR SEASON STATISTICS

| DATE       | TEAM     | GP | GS |
|------------|----------|----|----|
| 2018       | Falcons  | 0  | 0  |
| 2019       | Steelers | 0  | 0  |
| 2020       | Steelers | 15 | 4  |
| 2021       | Steelers | 13 | 3  |
| NFL TOTALS |          | 28 | 7  |

J.C. HASSENAUER'S NFL POSTSEASON STATISTICS

| DATE       | TEAM     | GP | GS |
|------------|----------|----|----|
| 2020       | Steelers | 1  | 0  |
| 2021       | Steelers | 1  | 1  |
| NFL TOTALS |          | 2  | 1  |

2021 GAME-BY-GAME REGULAR-SEASON STATISTICS (STEELERS)

| DATE         | OPPONENT    | P/S  |                 | W/L/T | SCORE  |
|--------------|-------------|------|-----------------|-------|--------|
| 09/12        | at Bills    | P    |                 | W     | 23-16  |
| 09/19        | Raiders     | P    |                 | L     | 17-26  |
| 09/26        | Bengals     | P    |                 | L     | 10-24  |
| 10/03        | at Packers  | P    |                 | L     | 17-27  |
| 10/10        | Broncos     | P    |                 | W     | 27-19  |
| 10/17        | Seahawks    | P    |                 | W     | 23-20+ |
| 10/31        | at Browns   | P    |                 | W     | 15-10  |
| 11/08        | Bears       | P    |                 | W     | 29-27  |
| 11/14        | Lions       | P    |                 | T     | 16-16  |
| 11/21        | at Chargers | S    |                 | L     | 37-41  |
| 11/28        | at Bengals  |      | INJURED RESERVE | L     | 10-41  |
| 12/05        | Ravens      |      | INJURED RESERVE | W     | 20-19  |
| 12/09        | at Vikings  |      | INJURED RESERVE | L     | 28-36  |
| 12/19        | Titans      |      | INJURED RESERVE | W     | 19-13  |
| 12/26        | at Chiefs   | P    |                 | L     | 10-36  |
| 01/03        | Browns      | S    |                 | W     | 26-14  |
| 01/09        | at Ravens   | S    |                 | W     | 16-13+ |
| 2021 TOTALS  |             | 13-3 |                 | 9-7-1 |        |
| + - Overtime |             |      |                 |       |        |

2021 GAME-BY-GAME POSTSEASON STATISTICS (STEELERS)

| DATE        | OPPONENT  | P/S |  | W/L | SCORE |
|-------------|-----------|-----|--|-----|-------|
| 01/16       | at Chiefs | S   |  | L   | 21-42 |
| 2021 TOTALS |           | 1-1 |  | 0-1 |       |

2020 GAME-BY-GAME POSTSEASON STATISTICS (STEELERS)

| DATE        | OPPONENT | P/S |  | W/L | SCORE |
|-------------|----------|-----|--|-----|-------|
| 01/10       | Browns   | P   |  | L   | 37-48 |
| 2020 TOTALS |          | 1-0 |  | 0-1 |       |



# CAMERON HEYWARD

DEFENSIVE TACKLE

HEIGHT: 6-5

BIRTHPLACE Pittsburgh, PA

WEIGHT: 295

HOW ACQUIRED: D1 '11

COLLEGE: Ohio State

NFL EXPERIENCE: 11th year

BORN: May, 6, 1989 (32)

AP AP AP

17 19 21



## CAMERON HEYWARD'S NFL REGULAR SEASON DEFENSIVE STATISTICS

| DATE       | TEAM     | GP  | GS  | TK  | S   | A   | TACKLES |     |      |       | QBH | INTERCEPTIONS |     |    |    | PD | O. FUMB |    |    |     | YDS | ST |   |   |    | MISC | A |
|------------|----------|-----|-----|-----|-----|-----|---------|-----|------|-------|-----|---------------|-----|----|----|----|---------|----|----|-----|-----|----|---|---|----|------|---|
|            |          |     |     |     |     |     | TFL     | YDS | SK   | YDS   |     | NO            | YDS | LG | TD |    | FF      | FR | TD | YDS |     | TK | S | A | FF | FR   |   |
| 2011       | Steelers | 16  | 0   | 11  | 10  | 1   | 0       | 0   | 1.0  | 8.0   | 3   | 0             | 0   | 0  | 0  | 1  | 1       | 0  | 0  | 0   | 0   | 0  | 0 | 0 | 0  | 0    | 0 |
| 2012       | Steelers | 16  | 0   | 20  | 13  | 7   | 2       | 0   | 1.5  | 5.0   | 3   | 0             | 0   | 0  | 0  | 0  | 0       | 0  | 0  | 0   | 0   | 0  | 0 | 0 | 0  | 0    | 0 |
| 2013       | Steelers | 16  | 13  | 59  | 35  | 24  | 7       | 51  | 5.0  | 41.0  | 10  | 0             | 0   | 0  | 0  | 7  | 0       | 1  | 0  | 8   | 0   | 0  | 0 | 0 | 0  | 0    | 0 |
| 2014       | Steelers | 16  | 16  | 53  | 33  | 20  | 11      | 54  | 7.5  | 47.0  | 16  | 0             | 0   | 0  | 0  | 4  | 0       | 0  | 0  | 0   | 0   | 0  | 0 | 0 | 0  | 0    | 0 |
| 2015       | Steelers | 16  | 16  | 54  | 39  | 15  | 15      | 69  | 7.0  | 35.0  | 13  | 0             | 0   | 0  | 0  | 2  | 1       | 0  | 0  | 0   | 0   | 0  | 0 | 0 | 0  | 0    | 0 |
| 2016       | Steelers | 7   | 7   | 21  | 17  | 4   | 4       | 18  | 3.0  | 16.0  | 5   | 0             | 0   | 0  | 0  | 4  | 0       | 1  | 0  | 1   | 0   | 0  | 0 | 0 | 0  | 0    | 0 |
| 2017       | Steelers | 15  | 15  | 45  | 30  | 15  | 16      | 78  | 12.0 | 71.0  | 22  | 0             | 0   | 0  | 0  | 3  | 2       | 1  | 0  | 0   | 0   | 0  | 0 | 0 | 0  | 0    | 0 |
| 2018       | Steelers | 16  | 16  | 51  | 29  | 22  | 10      | 55  | 8.0  | 60.0  | 18  | 0             | 0   | 0  | 0  | 3  | 1       | 1  | 0  | 0   | 0   | 0  | 0 | 0 | 0  | 0    | 0 |
| 2019       | Steelers | 16  | 16  | 83  | 51  | 32  | 11      | 53  | 9.0  | 61.0  | 23  | 0             | 0   | 0  | 0  | 6  | 1       | 1  | 0  | 0   | 0   | 0  | 0 | 0 | 0  | 0    | 0 |
| 2020       | Steelers | 15  | 15  | 54  | 30  | 24  | 7       | 20  | 4.0  | 28.5  | 19  | 1             | 0   | 0  | 0  | 3  | 0       | 0  | 0  | 0   | 0   | 0  | 0 | 0 | 0  | 0    | 0 |
| 2021       | Steelers | 17  | 17  | 89  | 53  | 36  | 15      | 58  | 10.0 | 55.5  | 17  | 1             | 0   | 0  | 0  | 9  | 1       | 1  | 0  | 0   | 0   | 0  | 0 | 0 | 0  | 0    | 0 |
| NFL TOTALS |          | 166 | 131 | 540 | 340 | 200 | 98      | 456 | 68.0 | 428.0 | 149 | 2             | 0   | 0  | 0  | 42 | 7       | 6  | 0  | 9   | 0   | 0  | 0 | 0 | 0  | 0    | 0 |

## CAMERON HEYWARD'S NFL POSTSEASON DEFENSIVE STATISTICS

| DATE       | TEAM     | GP | GS | TK | S  | A | TACKLES |     |     |      | QBH | INTERCEPTIONS |     |    |    | PD | O. FUMB |    |    |     | YDS | ST |   |   |    | MISC | A |
|------------|----------|----|----|----|----|---|---------|-----|-----|------|-----|---------------|-----|----|----|----|---------|----|----|-----|-----|----|---|---|----|------|---|
|            |          |    |    |    |    |   | TFL     | YDS | SK  | YDS  |     | NO            | YDS | LG | TD |    | FF      | FR | TD | YDS |     | TK | S | A | FF | FR   |   |
| 2011       | Steelers | 1  | 0  | 4  | 3  | 1 | 0       | 0   | 0.0 | 0.0  | 0   | 0             | 0   | 0  | 0  | 0  | 0       | 0  | 0  | 0   | 0   | 0  | 0 | 0 | 0  | 0    | 0 |
| 2014       | Steelers | 1  | 1  | 2  | 2  | 0 | 0       | 0   | 0.0 | 0.0  | 2   | 0             | 0   | 0  | 0  | 0  | 0       | 0  | 0  | 0   | 0   | 0  | 0 | 0 | 0  | 0    | 0 |
| 2015       | Steelers | 2  | 2  | 1  | 1  | 0 | 0       | 0   | 1.0 | 11.0 | 4   | 0             | 0   | 0  | 0  | 0  | 1       | 0  | 0  | 0   | 0   | 0  | 0 | 0 | 0  | 0    | 0 |
| 2017       | Steelers | 1  | 1  | 1  | 1  | 0 | 1       | 2   | 0.0 | 0.0  | 0   | 0             | 0   | 0  | 0  | 0  | 0       | 0  | 0  | 0   | 0   | 0  | 0 | 0 | 0  | 0    | 0 |
| 2020       | Steelers | 1  | 1  | 1  | 1  | 0 | 0       | 0   | 0.0 | 0.0  | 0   | 0             | 0   | 0  | 0  | 1  | 0       | 0  | 0  | 0   | 0   | 0  | 0 | 0 | 0  | 0    | 0 |
| 2021       | Steelers | 1  | 1  | 4  | 2  | 2 | 0       | 0   | 0.0 | 0.0  | 0   | 0             | 0   | 0  | 0  | 0  | 1       | 0  | 0  | 0   | 0   | 0  | 0 | 0 | 0  | 0    | 0 |
| NFL TOTALS |          | 7  | 6  | 13 | 10 | 3 | 1       | 2   | 1.0 | 11.0 | 6   | 0             | 0   | 0  | 0  | 1  | 2       | 0  | 0  | 0   | 0   | 0  | 0 | 0 | 0  | 0    | 0 |

## SINGLE-GAME HIGHS: DEFENSIVE

|                 |  |                                  |   |
|-----------------|--|----------------------------------|---|
| Total Tackles   | 10 vs. Miami Dolphins, Dec 08, 2013<br>9 vs. Seattle Seahawks, Oct 17, 2021<br>...1 more at 9. | Fumble Recoveries                | 1 at Buffalo Bills, Sep 12, 2021<br>1 vs. Cleveland Browns, Dec 01, 2019<br>...4 more at 1.       |
| Sacks           | 3.0 vs. Kansas City Chiefs, Oct 02, 2016<br>2.5 vs. Cincinnati Bengals, Sep 30, 2019           | Tackles For Loss                 | 3 vs. Kansas City Chiefs, Oct 02, 2016<br>2 at Baltimore Ravens, Jan 09, 2022<br>...19 more at 2. |
| Passes Defensed | 2 vs. Cleveland Browns, Jan 03, 2022<br>2 vs. Denver Broncos, Oct 10, 2021<br>...5 more at 2.  | Interceptions                    | 1 at New York Giants, Sep 14, 2020  |
| Forced Fumbles  | 1 at Buffalo Bills, Sep 12, 2021<br>1 vs. Cincinnati Bengals, Sep 30, 2019<br>...5 more at 1.  | Longest Opponent's Fumble Return | 8 at Cleveland Browns, Nov 24, 2013<br>1 vs. Cincinnati Bengals, Sep 18, 2016                     |

## SINGLE-GAME HIGHS - POSTSEASON: DEFENSIVE

|                 |   |                  |  |
|-----------------|---|------------------|--|
| Total Tackles   | 4 at Kansas City Chiefs, Jan 16, 2022<br>4 at Denver Broncos, Jan 08, 2012<br>2 vs. Baltimore Ravens, Jan 03, 2015<br>1 vs. Cleveland Browns, Jan 10, 2021<br>1 vs. Jacksonville Jaguars, Jan 14, 2018<br>...1 more at 1. | Forced Fumbles   | 1 at Kansas City Chiefs, Jan 16, 2022<br>1 at Cincinnati Bengals, Jan 09, 2016 |
| Sacks           | 1.0 at Cincinnati Bengals, Jan 09, 2016   | Tackles For Loss | 1 vs. Jacksonville Jaguars, Jan 14, 2018                                       |
| Passes Defensed | 1 vs. Cleveland Browns, Jan 10, 2021  |                  |  |

## SINGLE-GAME HIGHS: RUSHING/RECEIVING

|                   |  |                        |                                       |
|-------------------|--|------------------------|---------------------------------------|
| All-Purpose Yards | 11 vs. Baltimore Ravens, Oct 20, 2013<br>8 at Cleveland Browns, Nov 24, 2013 | Kickoff Return Yards   | 11 vs. Baltimore Ravens, Oct 20, 2013 |
| Kickoff Returns   | 1 vs. Baltimore Ravens, Oct 20, 2013   | Longest Kickoff Return | 11 vs. Baltimore Ravens, Oct 20, 2013 |

| TACKLES | INTERCEPTIONS | O. FUMB |
|---------|---------------|---------|
|---------|---------------|---------|

+ - Overtime

| TACKLES | INTERCEPTIONS | O. FUMB |
|---------|---------------|---------|
|---------|---------------|---------|

1999

| TACKLES | INTERCEPTIONS | O. FUMB |
|---------|---------------|---------|
|---------|---------------|---------|

2020 10 1

| TACKLES | INTERCEPTIONS | O. FUMB |
|---------|---------------|---------|
|---------|---------------|---------|

1015

| TACKLES | INTERCEPTIONS | O. FUMB |
|---------|---------------|---------|
|---------|---------------|---------|


2010 101

| TACKLES | INTERCEPTIONS | O. FUMB |
|---------|---------------|---------|
|---------|---------------|---------|

## References

| TACKLES | INTERCEPTIONS | O. FUMB |
|---------|---------------|---------|
|---------|---------------|---------|

+ - Overtime



ALEX HIGHSMITH'S NFL REGULAR SEASON DEFENSIVE STATISTICS

| DATE       | TEAM     | GP | GS | TK  | S  | TACKLES |     |     |     |      | YDS | QBH | INTERCEPTIONS |    |    |    | YDS | TK | S | ST |    | MISC |    |
|------------|----------|----|----|-----|----|---------|-----|-----|-----|------|-----|-----|---------------|----|----|----|-----|----|---|----|----|------|----|
|            |          |    |    |     |    | A       | TFL | YDS | SK  | NO   |     |     | YDS           | LG | TD | PD |     |    |   | FF | FR | TD   | FF |
| 2020       | Steelers | 16 | 5  | 42  | 26 | 16      | 5   | 22  | 2.0 | 16.0 | 6   | 1   | 2             | 2  | 0  | 1  | 0   | 0  | 6 | 4  | 2  | 0    | 0  |
| 2021       | Steelers | 16 | 16 | 74  | 46 | 28      | 15  | 54  | 6.0 | 35.5 | 15  | 0   | 0             | 0  | 0  | 1  | 0   | 0  | 0 | 0  | 0  | 0    | 0  |
| NFL TOTALS |          | 32 | 21 | 116 | 72 | 44      | 20  | 76  | 8.0 | 51.5 | 21  | 1   | 2             | 2  | 0  | 1  | 0   | 0  | 6 | 4  | 2  | 0    | 0  |

ALEX HIGHSMITH'S NFL POSTSEASON DEFENSIVE STATISTICS

| DATE       | TEAM     | GP | GS | TACKLES |   |   |     |     |     |      | INTERCEPTIONS |    |     |    |    | O. FUMB |    |    |    | ST  |    |   | MISC |    |    |
|------------|----------|----|----|---------|---|---|-----|-----|-----|------|---------------|----|-----|----|----|---------|----|----|----|-----|----|---|------|----|----|
|            |          |    |    | TK      | S | A | TFL | YDS | SK  | YDS  | QBH           | NO | YDS | LG | TD | PD      | FF | FR | TD | YDS | TK | S | A    | FF | FR |
| 2020       | Steelers | 1  | 1  | 2       | 1 | 1 | 0   | 0   | 0.0 | 0.0  | 0             | 0  | 0   | 0  | 0  | 0       | 0  | 0  | 0  | 0   | 0  | 0 | 0    | 0  | 0  |
| 2021       | Steelers | 1  | 1  | 3       | 2 | 1 | 1   | 10  | 1.0 | 10.0 | 1             | 0  | 0   | 0  | 0  | 0       | 0  | 0  | 0  | 0   | 0  | 0 | 0    | 0  | 0  |
| NFL TOTALS |          | 2  | 2  | 5       | 3 | 2 | 1   | 10  | 1.0 | 10.0 | 1             | 0  | 0   | 0  | 0  | 0       | 0  | 0  | 0  | 0   | 0  | 0 | 0    | 0  | 0  |

SINGLE-GAME HIGHS: DEFENSIVE

|                 |  |                           |   |
|-----------------|--|---------------------------|---|
| Total Tackles   | 11 vs. Detroit Lions, Nov 14, 2021<br>9 at Cleveland Browns, Jan 03, 2021                                | Tackles For Loss          | 3 vs. Cleveland Browns, Jan 03, 2022<br>2 vs. Baltimore Ravens, Dec 05, 2021<br>...3 more at 2. |
| Sacks           | 2.0 vs. Cleveland Browns, Jan 03, 2022<br>1.5 at Los Angeles Chargers, Nov 21, 2021<br>...1 more at 1.5. | Interceptions             | 1 at Baltimore Ravens, Nov 01, 2020<br>2 at Baltimore Ravens, Nov 01, 2020                      |
| Passes Defensed | 1 at Baltimore Ravens, Nov 01, 2020  | Interception Return Yards | 3 vs. Cleveland Browns, Oct 18, 2020  |
| Forced Fumbles  | 1 at Kansas City Chiefs, Dec 26, 2021  | Special Teams Tackles     | 1 vs. Indianapolis Colts, Dec 27, 2020<br>...2 more at 1.                                       |

SINGLE-GAME HIGHS - POSTSEASON: DEFENSIVE

|               |   |                  |                                       |
|---------------|---|------------------|---------------------------------------|
| Total Tackles | 3 at Kansas City Chiefs, Jan 16, 2022<br>2 vs. Cleveland Browns, Jan 10, 2021 | Tackles For Loss | 1 at Kansas City Chiefs, Jan 16, 2022 |
| Sacks         | 1.0 at Kansas City Chiefs, Jan 16, 2022                                       |                  |                                       |

2021 GAME-BY-GAME REGULAR-SEASON STATISTICS (STEELERS)

| DATE         | OPPONENT    | P/S   | TACKLES          |    |    |     |      |     |     | INTERCEPTIONS |    |     |    | O. FUMB |    |    |    | ST |     |    |   | MISC |    | W/L | SCORE |       |        |
|--------------|-------------|-------|------------------|----|----|-----|------|-----|-----|---------------|----|-----|----|---------|----|----|----|----|-----|----|---|------|----|-----|-------|-------|--------|
|              |             |       | TK               | S  | A  | SK  | YDS  | TFL | YDS | QBH           | NO | YDS | LG | TD      | PD | FF | FR | TD | YDS | TK | S | A    | FF |     |       | FR    | S      |
| 09/12        | at Bills    | S     | 4                | 3  | 1  | 0.0 | 0.0  | 0   | 0   | 0             | 0  | 0   | 0  | 0       | 0  | 0  | 0  | 0  | 0   | 0  | 0 | 0    | 0  | 0   | 0     | W     | 23-16  |
| 09/19        | Raiders     | S     | 4                | 3  | 1  | 0.0 | 0.0  | 1   | 4   | 0             | 0  | 0   | 0  | 0       | 0  | 0  | 0  | 0  | 0   | 0  | 0 | 0    | 0  | 0   | 0     | L     | 17-26  |
| 09/26        | Bengals     |       | ON INACTIVE LIST |    |    |     |      |     |     |               |    |     |    |         |    |    |    |    |     |    |   |      |    |     |       | L     | 10-24  |
| 10/03        | at Packers  | S     | 5                | 2  | 3  | 0.0 | 0.0  | 0   | 0   | 0             | 0  | 0   | 0  | 0       | 0  | 0  | 0  | 0  | 0   | 0  | 0 | 0    | 0  | 0   | 0     | L     | 17-27  |
| 10/10        | Broncos     | S     | 1                | 1  | 0  | 0.0 | 0.0  | 0   | 0   | 0             | 0  | 0   | 0  | 0       | 0  | 0  | 0  | 0  | 0   | 0  | 0 | 0    | 0  | 0   | 0     | W     | 27-19  |
| 10/17        | Seahawks    | S     | 7                | 2  | 5  | 1.5 | 15.5 | 2   | 9   | 4             | 0  | 0   | 0  | 0       | 0  | 0  | 0  | 0  | 0   | 0  | 0 | 0    | 0  | 0   | 0     | W     | 23-20  |
| 10/31        | at Browns   | S     | 4                | 1  | 3  | 0.0 | 0.0  | 1   | 1   | 0             | 0  | 0   | 0  | 0       | 0  | 0  | 0  | 0  | 0   | 0  | 0 | 0    | 0  | 0   | 0     | W     | 15-10  |
| 11/08        | Bears       | S     | 3                | 0  | 3  | 0.0 | 0.0  | 0   | 0   | 2             | 0  | 0   | 0  | 0       | 0  | 0  | 0  | 0  | 0   | 0  | 0 | 0    | 0  | 0   | 0     | W     | 29-27  |
| 11/14        | Lions       | S     | 11               | 8  | 3  | 0.0 | 0.0  | 2   | 9   | 1             | 0  | 0   | 0  | 0       | 0  | 0  | 0  | 0  | 0   | 0  | 0 | 0    | 0  | 0   | 0     | T     | 16-16  |
| 11/21        | at Chargers | S     | 6                | 3  | 3  | 1.5 | 6.0  | 2   | 4   | 3             | 0  | 0   | 0  | 0       | 0  | 0  | 0  | 0  | 0   | 0  | 0 | 0    | 0  | 0   | 0     | L     | 37-41  |
| 11/28        | at Bengals  | S     | 5                | 3  | 2  | 0.0 | 0.0  | 2   | 8   | 0             | 0  | 0   | 0  | 0       | 0  | 0  | 0  | 0  | 0   | 0  | 0 | 0    | 0  | 0   | 0     | L     | 10-41  |
| 12/05        | Ravens      | S     | 3                | 3  | 0  | 0.0 | 0.0  | 2   | 3   | 0             | 0  | 0   | 0  | 0       | 0  | 0  | 0  | 0  | 0   | 0  | 0 | 0    | 0  | 0   | 0     | W     | 20-19  |
| 12/09        | at Vikings  | S     | 1                | 1  | 0  | 0.0 | 0.0  | 1   | 0   | 0             | 0  | 0   | 0  | 0       | 0  | 0  | 0  | 0  | 0   | 0  | 0 | 0    | 0  | 0   | 0     | L     | 28-36  |
| 12/19        | Titans      | S     | 4                | 4  | 0  | 0.0 | 0.0  | 0   | 0   | 1             | 0  | 0   | 0  | 0       | 0  | 0  | 0  | 0  | 0   | 0  | 0 | 0    | 0  | 0   | 0     | W     | 19-13  |
| 12/26        | at Chiefs   | S     | 5                | 2  | 3  | 1.0 | 0.0  | 0   | 0   | 1             | 0  | 0   | 0  | 0       | 0  | 1  | 0  | 0  | 0   | 0  | 0 | 0    | 0  | 0   | 0     | L     | 10-36  |
| 01/03        | Browns      | S     | 7                | 7  | 0  | 2.0 | 14.0 | 3   | 16  | 2             | 0  | 0   | 0  | 0       | 0  | 0  | 0  | 0  | 0   | 0  | 0 | 0    | 0  | 0   | 0     | W     | 26-14  |
| 01/09        | at Ravens   | S     | 4                | 3  | 1  | 0.0 | 0.0  | 0   | 0   | 1             | 0  | 0   | 0  | 0       | 0  | 0  | 0  | 0  | 0   | 0  | 0 | 0    | 0  | 0   | 0     | W     | 16-13+ |
| 2021 TOTALS  |             | 16-16 | 74               | 46 | 28 | 6.0 | 35.5 | 15  | 54  | 15            | 0  | 0   | 0  | 0       | 0  | 1  | 0  | 0  | 0   | 0  | 0 | 0    | 0  | 0   | 0     | 9-7-1 |        |
| + = Overtime |             |       |                  |    |    |     |      |     |     |               |    |     |    |         |    |    |    |    |     |    |   |      |    |     |       |       |        |

+ - Overtime

2021 GAME-BY-GAME POSTSEASON STATISTICS (STEELERS)

| DATE        | OPPONENT  | P/S | TACKLES |   |   |     |      |     |     | INTERCEPTIONS |    |     |    | O. FUMB |    |    | ST |    |     | MISC |   | W/L | SCORE |   |     |       |
|-------------|-----------|-----|---------|---|---|-----|------|-----|-----|---------------|----|-----|----|---------|----|----|----|----|-----|------|---|-----|-------|---|-----|-------|
|             |           |     | TK      | S | A | SK  | YDS  | TFL | YDS | QBH           | NO | YDS | LG | TD      | PD | FF | FR | TD | YDS | TK   | S |     |       | A | FF  | FR    |
| 01/16       | at Chiefs | S   | 3       | 2 | 1 | 1.0 | 10.0 | 1   | 10  | 1             | 0  | 0   | 0  | 0       | 0  | 0  | 0  | 0  | 0   | 0    | 0 | 0   | 0     | 0 | L   | 21-42 |
| 2021 TOTALS |           | 1-1 | 3       | 2 | 1 | 1.0 | 10.0 | 1   | 10  | 1             | 0  | 0   | 0  | 0       | 0  | 0  | 0  | 0  | 0   | 0    | 0 | 0   | 0     | 0 | 0-1 |       |



2020 GAME-BY-GAME POSTSEASON STATISTICS (STEELERS)

|             |          |     | TACKLES |   |   |     |     |     |     |     | INTERCEPTIONS |     |    |    |    |    | O. FUMB |    |     |    | ST |   |    |    | MISC |   |     |       |  |
|-------------|----------|-----|---------|---|---|-----|-----|-----|-----|-----|---------------|-----|----|----|----|----|---------|----|-----|----|----|---|----|----|------|---|-----|-------|--|
| DATE        | OPPONENT | P/S | TK      | S | A | SK  | YDS | TFL | YDS | QBH | NO            | YDS | LG | TD | PD | FF | FR      | TD | YDS | TK | S  | A | FF | FR | S    | A | W/L | SCORE |  |
| 01/10       | Browns   | S   | 2       | 1 | 1 | 0.0 | 0.0 | 0   | 0   | 0   | 0             | 0   | 0  | 0  | 0  | 0  | 0       | 0  | 0   | 0  | 0  | 0 | 0  | 0  | 0    | 0 | L   | 37-48 |  |
| 2020 TOTALS |          |     | 1-1     | 2 | 1 | 1   | 0.0 | 0.0 | 0   | 0   | 0             | 0   | 0  | 0  | 0  | 0  | 0       | 0  | 0   | 0  | 0  | 0 | 0  | 0  | 0    | 0 | 0-1 |       |  |



DIONTAE JOHNSON

WIDE RECEIVER

HEIGHT: 5-10      BIRTHPLACE: Ruskin, FL  
WEIGHT: 183      HOW ACQUIRED: D3a '19  
COLLEGE: Toledo      NFL EXPERIENCE: 3rd year  
BORN: Jul. 5, 1996 (25)



DIONTAE JOHNSON'S NFL REGULAR SEASON RUSHING/RECEIVING STATISTICS

| DATE       | TEAM     | GP | GS | RECEIVING |       |      |     | TD | RUSHING |      |      |    |    |
|------------|----------|----|----|-----------|-------|------|-----|----|---------|------|------|----|----|
|            |          |    |    | NO.       | YDS.  | AVG. | LG  |    | NO.     | YDS. | AVG. | LG | TD |
| 2019       | Steelers | 16 | 12 | 59        | 680   | 11.5 | 45t | 5  | 4       | 41   | 10.3 | 17 | 0  |
| 2020       | Steelers | 15 | 13 | 88        | 923   | 10.5 | 47  | 7  | 3       | 15   | 5.0  | 9  | 0  |
| 2021       | Steelers | 16 | 14 | 107       | 1,161 | 10.9 | 50t | 8  | 5       | 53   | 10.6 | 25 | 0  |
| NFL TOTALS |          | 47 | 39 | 254       | 2,764 | 10.9 | 50T | 20 | 12      | 109  | 9.1  | 25 | 0  |

DIONTAE JOHNSON'S NFL POSTSEASON RUSHING/RECEIVING STATISTICS

| DATE       | TEAM     | GP | GS | RECEIVING |      |      |     | TD | RUSHING |      |      |    |    |
|------------|----------|----|----|-----------|------|------|-----|----|---------|------|------|----|----|
|            |          |    |    | NO.       | YDS. | AVG. | LG  |    | NO.     | YDS. | AVG. | LG | TD |
| 2020       | Steelers | 1  | 1  | 11        | 117  | 10.6 | 19  | 0  | 0       | 0    | 0.0  | 0  | 0  |
| 2021       | Steelers | 1  | 1  | 5         | 34   | 6.8  | 13t | 1  | 0       | 0    | 0.0  | 0  | 0  |
| NFL TOTALS |          | 2  | 2  | 16        | 151  | 9.4  | 19  | 1  | 0       | 0    | 0.0  | 0  | 0  |

DIONTAE JOHNSON'S NFL REGULAR SEASON RETURN STATISTICS

| DATE       | TEAM     | RET. | KICKOFF RETURNS |      |    |    | PUNT RETURNS |    |      |      |     |    |
|------------|----------|------|-----------------|------|----|----|--------------|----|------|------|-----|----|
|            |          |      | YDS.            | AVG. | LG | TD | NO.          | FC | YDS. | AVG. | LG  | TD |
| 2019       | Steelers | 0    | 0               | 0.0  | 0  | 0  | 20           | 7  | 248  | 12.4 | 85t | 1  |
| 2020       | Steelers | 1    | 24              | 24.0 | 24 | 0  | 8            | 2  | 58   | 7.3  | 18  | 0  |
| 2021       | Steelers | 0    | 0               | 0.0  | 0  | 0  | 0            | 0  | 0    | 0.0  | 0   | 0  |
| NFL TOTALS |          | 1    | 24              | 24.0 | 24 | 0  | 28           | 9  | 306  | 10.9 | 85T | 1  |

DIONTAE JOHNSON'S NFL POSTSEASON RETURN STATISTICS

| DATE       | TEAM     | RET. | KICKOFF RETURNS |      |    |    | PUNT RETURNS |    |      |      |    |    |
|------------|----------|------|-----------------|------|----|----|--------------|----|------|------|----|----|
|            |          |      | YDS.            | AVG. | LG | TD | NO.          | FC | YDS. | AVG. | LG | TD |
| 2020       | Steelers | 0    | 0               | 0.0  | 0  | 0  | 0            | 0  | 0    | 0.0  | 0  | 0  |
| 2021       | Steelers | 0    | 0               | 0.0  | 0  | 0  | 0            | 0  | 0    | 0.0  | 0  | 0  |
| NFL TOTALS |          | 0    | 0               | 0.0  | 0  | 0  | 0            | 0  | 0    | 0.0  | 0  | 0  |

SINGLE-GAME HIGHS: RUSHING/RECEIVING

|                      |  |                        |  |
|----------------------|--|------------------------|--|
| Rush Attempts        | 2 vs. Chicago Bears, Nov 08, 2021<br>1 vs. Seattle Seahawks, Oct 17, 2021<br>...7 more at 1.         | Longest Kickoff Return | 24 vs. Denver Broncos, Sep 20, 2020  |
| Rushing Yards        | 17 vs. Cleveland Browns, Dec 01, 2019<br>16 at Arizona Cardinals, Dec 08, 2019                       | Fair Catches           | 3 vs. Buffalo Bills, Dec 15, 2019  |
| Longest Runs         | 25 vs. Seattle Seahawks, Oct 17, 2021<br>17 vs. Cleveland Browns, Dec 01, 2019                       | Punt Return Yards      | 2 at Cincinnati Bengals, Nov 24, 2019<br>86 at Arizona Cardinals, Dec 08, 2019<br>40 at New York Jets, Dec 22, 2019                    |
| Receptions           | 12 at Jacksonville Jaguars, Nov 22, 2020<br>9 at Cincinnati Bengals, Nov 28, 2021<br>...4 more at 9. | Longest Punt Return    | 85t at Arizona Cardinals, Dec 08, 2019<br>18 vs. Denver Broncos, Sep 20, 2020  |
| Receiving Yards      | 116 vs. Cincinnati Bengals, Nov 15, 2020<br>111 at Jacksonville Jaguars, Nov 22, 2020                | Punt Returns           | 4 at Cincinnati Bengals, Nov 24, 2019<br>3 at New York Giants, Sep 14, 2020<br>...2 more at 3.   |
| Longest Receptions   | 50 at Cleveland Browns, Oct 31, 2021<br>50t vs. Denver Broncos, Oct 10, 2021                         | Punt Return TDs        | 1 at Arizona Cardinals, Dec 08, 2019   |
| Receiving TDs        | 2 vs. Baltimore Ravens, Dec 05, 2021<br>2 at Tennessee Titans, Oct 25, 2020                          | Miscellaneous Tackles  | 1 at Cincinnati Bengals, Dec 21, 2020  |
| All-Purpose Yards    | 162 at Arizona Cardinals, Dec 08, 2019<br>141 vs. Denver Broncos, Sep 20, 2020                       | Most TDs               | 1 vs. Cleveland Browns, Dec 01, 2019<br>2 vs. Baltimore Ravens, Dec 05, 2021<br>2 at Tennessee Titans, Oct 25, 2020<br>...1 more at 2. |
| Kickoff Returns      | 1 vs. Denver Broncos, Sep 20, 2020   | Receiving Average      | 32.0 at Cleveland Browns, Jan 03, 2021<br>19.3 vs. Cincinnati Bengals, Nov 15, 2020  |
| Kickoff Return Yards | 24 vs. Denver Broncos, Sep 20, 2020  | Punt Return Average    | 13.3 at New York Jets, Dec 22, 2019<br>7.3 vs. Los Angeles Rams, Nov 10, 2019  |

SINGLE-GAME HIGHS - POSTSEASON: RECEIVING

|                    |   |                   |   |
|--------------------|---|-------------------|---|
| Receptions         | 11 vs. Cleveland Browns, Jan 10, 2021   | All-Purpose Yards | 117 vs. Cleveland Browns, Jan 10, 2021  |
|                    | 5 at Kansas City Chiefs, Jan 16, 2022   |                   | 34 at Kansas City Chiefs, Jan 16, 2022  |
| Receiving Yards    | 117 vs. Cleveland Browns, Jan 10, 2021  | Most TDs          | 1 at Kansas City Chiefs, Jan 16, 2022   |
|                    | 34 at Kansas City Chiefs, Jan 16, 2022  | Receiving Average | 10.6 vs. Cleveland Browns, Jan 10, 2021 |
| Longest Receptions | 19 vs. Cleveland Browns, Jan 10, 2021   |                   | 6.8 at Kansas City Chiefs, Jan 16, 2022 |
|                    | 15 vs. Cleveland Browns, Jan 10, 2021   |                   |   |
|                    | 15 vs. Cleveland Browns, Jan 10, 2021   |                   |   |
|                    | 15 vs. Cleveland Browns, Jan 10, 2021   |                   |   |
|                    | 13t at Kansas City Chiefs, Jan 16, 2022 |                   |   |
| Receiving TDs      | 1 at Kansas City Chiefs, Jan 16, 2022   |                   |   |

100-YARD RECEIVING GAMES (5): REGULAR SEASON

| DATE     | TEAM        | NO. | YDS. | AVG. | LG  | TD |
|----------|-------------|-----|------|------|-----|----|
| 11/15/20 | BENGALS     | 6   | 116  | 19.3 | 46  | 1  |
| 11/22/20 | at Jaguars  | 12  | 111  | 9.3  | 23  | 0  |
| 09/19/21 | RAIDERS     | 9   | 105  | 11.7 | 41  | 0  |
| 11/21/21 | at Chargers | 7   | 101  | 14.4 | 32  | 1  |
| 12/05/21 | RAVENS      | 8   | 105  | 13.1 | 29t | 2  |

100-YARD RECEIVING GAMES (1): POSTSEASON

| DATE     | TEAM   | NO. | YDS. | AVG. | LG | TD |
|----------|--------|-----|------|------|----|----|
| 01/10/21 | BROWNS | 11  | 117  | 10.6 | 19 | 0  |

2021 GAME-BY-GAME REGULAR-SEASON STATISTICS (STEELERS)

| DATE         | OPPONENT    | P/S   | RECEIVING |       |      |     |    | RUSHING          |      |      |    |    | W/L/T | SCORE  |
|--------------|-------------|-------|-----------|-------|------|-----|----|------------------|------|------|----|----|-------|--------|
|              |             |       | NO.       | YDS.  | AVG. | LG  | TD | NO.              | YDS. | AVG. | LG | TD |       |        |
| 09/12        | at Bills    | S     | 5         | 36    | 7.2  | 14  | 1  | 0                | 0    | 0.0  | 0  | 0  | W     | 23-16  |
| 09/19        | Raiders     | S     | 9         | 105   | 11.7 | 41  | 0  | 0                | 0    | 0.0  | 0  | 0  | L     | 17-26  |
| 09/26        | Bengals     |       |           |       |      |     |    | ON INACTIVE LIST |      |      |    |    | L     | 10-24  |
| 10/03        | at Packers  | S     | 9         | 92    | 10.2 | 45t | 1  | 0                | 0    | 0.0  | 0  | 0  | L     | 17-27  |
| 10/10        | Broncos     | S     | 2         | 72    | 36.0 | 50t | 1  | 0                | 0    | 0.0  | 0  | 0  | W     | 27-19  |
| 10/17        | Seahawks    | S     | 9         | 71    | 7.9  | 23  | 0  | 1                | 25   | 25.0 | 25 | 0  | W     | 23-20+ |
| 10/31        | at Browns   | S     | 6         | 98    | 16.3 | 50  | 0  | 0                | 0    | 0.0  | 0  | 0  | W     | 15-10  |
| 11/08        | Bears       | P     | 5         | 56    | 11.2 | 22  | 0  | 2                | 11   | 5.5  | 11 | 0  | W     | 29-27  |
| 11/14        | Lions       | S     | 7         | 83    | 11.9 | 36  | 0  | 0                | 0    | 0.0  | 0  | 0  | T     | 16-16  |
| 11/21        | at Chargers | S     | 7         | 101   | 14.4 | 32  | 1  | 0                | 0    | 0.0  | 0  | 0  | L     | 37-41  |
| 11/28        | at Bengals  | S     | 9         | 95    | 10.6 | 16  | 0  | 0                | 0    | 0.0  | 0  | 0  | L     | 10-41  |
| 12/05        | Ravens      | S     | 8         | 105   | 13.1 | 29t | 2  | 0                | 0    | 0.0  | 0  | 0  | W     | 20-19  |
| 12/09        | at Vikings  | S     | 5         | 76    | 15.2 | 37  | 0  | 1                | 7    | 7.0  | 7  | 0  | L     | 28-36  |
| 12/19        | Titans      | S     | 5         | 38    | 7.6  | 16  | 0  | 1                | 10   | 10.0 | 10 | 0  | W     | 19-13  |
| 12/26        | at Chiefs   | S     | 6         | 51    | 8.5  | 18  | 1  | 0                | 0    | 0.0  | 0  | 0  | L     | 10-36  |
| 01/03        | Browns      | S     | 8         | 31    | 3.9  | 10  | 1  | 0                | 0    | 0.0  | 0  | 0  | W     | 26-14  |
| 01/09        | at Ravens   | P     | 7         | 51    | 7.3  | 16  | 0  | 0                | 0    | 0.0  | 0  | 0  | W     | 16-13+ |
| 2021 TOTALS  |             | 16-14 | 107       | 1,161 | 10.9 | 50T | 8  | 5                | 53   | 10.6 | 25 | 0  | 9-7-1 |        |
| + - Overtime |             |       |           |       |      |     |    |                  |      |      |    |    |       |        |

2021 GAME-BY-GAME POSTSEASON STATISTICS (STEELERS)

| DATE        | OPPONENT  | P/S | RECEIVING |      |      |     |    | RUSHING |      |      |    |    | W/L | SCORE |
|-------------|-----------|-----|-----------|------|------|-----|----|---------|------|------|----|----|-----|-------|
|             |           |     | NO.       | YDS. | AVG. | LG  | TD | NO.     | YDS. | AVG. | LG | TD |     |       |
| 01/16       | at Chiefs | S   | 5         | 34   | 6.8  | 13t | 1  | 0       | 0    | 0.0  | 0  | 0  | L   | 21-42 |
| 2021 TOTALS |           | 1-1 | 5         | 34   | 6.8  | 13T | 1  | 0       | 0    | 0.0  | 0  | 0  | 0-1 |       |

2020 GAME-BY-GAME POSTSEASON STATISTICS (STEELERS)

| DATE        | OPPONENT | P/S | RECEIVING |      |      |    |    | RUSHING |      |      |    |    | W/L | SCORE |
|-------------|----------|-----|-----------|------|------|----|----|---------|------|------|----|----|-----|-------|
|             |          |     | NO.       | YDS. | AVG. | LG | TD | NO.     | YDS. | AVG. | LG | TD |     |       |
| 01/10       | Browns   | S   | 11        | 117  | 10.6 | 19 | 0  | 0       | 0    | 0.0  | 0  | 0  | L   | 37-48 |
| 2020 TOTALS |          | 1-1 | 11        | 117  | 10.6 | 19 | 0  | 0       | 0    | 0.0  | 0  | 0  | 0-1 |       |



28

MILES KILLEBREW

(KILLA-brew)

SAFETY

HEIGHT: 6-2

BIRTHPLACE Henderson, NV

WEIGHT: 222

HOW ACQUIRED: D4 '16

COLLEGE: Southern Utah

NFL EXPERIENCE: 6th year

BORN: May 10, 1993 (28)

MILES KILLEBREW'S NFL REGULAR SEASON DEFENSIVE STATISTICS

| DATE       | TEAM     | GP | GS | TACKLES |    |    |     |     |     |     |     | INTERCEPTIONS |     |    |    | O. FUMB |    |    |    | ST  |    |   |   | MISC |    |   |
|------------|----------|----|----|---------|----|----|-----|-----|-----|-----|-----|---------------|-----|----|----|---------|----|----|----|-----|----|---|---|------|----|---|
|            |          |    |    | TK      | S  | A  | TFL | YDS | SK  | YDS | QBH | NO            | YDS | LG | TD | PD      | FF | FR | TD | YDS | TK | S | A | FF   | FR | S |
| 2016       | Lions    | 16 | 0  | 20      | 15 | 5  | 0   | 0   | 0.0 | 0.0 | 0   | 1             | 7   | 7  | 0  | 1       | 0  | 0  | 0  | 8   | 8  | 0 | 0 | 0    | 0  | 0 |
| 2017       | Lions    | 16 | 3  | 31      | 25 | 6  | 1   | 4   | 0.0 | 0.0 | 1   | 1             | 35  | 35 | 1  | 5       | 1  | 0  | 0  | 7   | 7  | 0 | 0 | 0    | 0  | 0 |
| 2018       | Lions    | 16 | 0  | 0       | 0  | 0  | 0   | 0   | 0.0 | 0.0 | 0   | 0             | 0   | 0  | 0  | 0       | 0  | 0  | 7  | 5   | 2  | 0 | 0 | 0    | 0  |   |
| 2019       | Lions    | 15 | 1  | 5       | 5  | 0  | 0   | 0   | 0.0 | 0.0 | 0   | 0             | 0   | 0  | 0  | 0       | 0  | 0  | 15 | 13  | 2  | 0 | 0 | 0    | 0  |   |
| 2020       | Lions    | 15 | 0  | 0       | 0  | 0  | 0   | 0   | 0.0 | 0.0 | 0   | 0             | 0   | 0  | 0  | 0       | 0  | 0  | 12 | 10  | 2  | 0 | 0 | 0    | 0  |   |
| 2021       | Steelers | 17 | 0  | 6       | 5  | 1  | 1   | 0   | 0.0 | 0.0 | 0   | 0             | 0   | 0  | 0  | 0       | 0  | 0  | 7  | 4   | 3  | 0 | 0 | 0    | 0  |   |
| NFL TOTALS |          | 95 | 4  | 62      | 50 | 12 | 2   | 4   | 0.0 | 0.0 | 1   | 2             | 42  | 35 | 1  | 6       | 1  | 0  | 0  | 56  | 47 | 9 | 0 | 0    | 0  | 0 |

MILES KILLEBREW'S NFL POSTSEASON DEFENSIVE STATISTICS

| DATE       | TEAM     | GP | GS | TACKLES |   |   |     |     |     |     | INTERCEPTIONS |    |     |    |    | O. FUMB |    |    |    | ST  |    |   | MISC |    |    |
|------------|----------|----|----|---------|---|---|-----|-----|-----|-----|---------------|----|-----|----|----|---------|----|----|----|-----|----|---|------|----|----|
|            |          |    |    | TK      | S | A | TFL | YDS | SK  | YDS | QBH           | NO | YDS | LG | TD | PD      | FF | FR | TD | YDS | TK | S | A    | FF | FR |
| 2016       | Lions    | 1  | 0  | 1       | 1 | 0 | 0   | 0.0 | 0.0 | 0   | 0             | 0  | 0   | 0  | 0  | 0       | 0  | 0  | 0  | 0   | 0  | 0 | 0    | 0  | 0  |
| 2021       | Steelers | 1  | 0  | 1       | 0 | 1 | 0   | 0.0 | 0.0 | 0   | 0             | 0  | 0   | 0  | 0  | 0       | 0  | 0  | 2  | 1   | 1  | 0 | 0    | 0  | 0  |
| NFL TOTALS |          | 2  | 0  | 2       | 1 | 1 | 0   | 0.0 | 0.0 | 0   | 0             | 0  | 0   | 0  | 0  | 0       | 0  | 0  | 2  | 1   | 1  | 0 | 0    | 0  | 0  |

SINGLE-GAME HIGHS: DEFENSIVE

Total Tackles 8 vs. Atlanta Falcons, Sep 24, 2017  
5 vs. Jacksonville Jaguars, Nov 20, 2016  
Passes Defensed 2 at Minnesota Vikings, Oct 01, 2017  
2 vs. Arizona Cardinals, Sep 10, 2017  
Forced Fumbles 1 at New Orleans Saints, Oct 15, 2017  
Tackles For Loss 1 at Minnesota Vikings, Dec 09, 2021  
1 vs. Arizona Cardinals, Sep 10, 2017

Interceptions 1 vs. Arizona Cardinals, Sep 10, 2017  
1 at New Orleans Saints, Dec 04, 2016  
Interception Return Yards 35 vs. Arizona Cardinals, Sep 10, 2017  
7 at New Orleans Saints, Dec 04, 2016  
Special Teams Tackles 2 at Cleveland Browns, Oct 31, 2021  
2 at Green Bay Packers, Oct 03, 2021  
...11 more at 2.

SINGLE-GAME HIGHS - POSTSEASON: DEFENSIVE

Total Tackles 1 at Kansas City Chiefs, Jan 16, 2022  
1 at Seattle Seahawks, Jan 07, 2017  
Special Teams Tackles 2 at Kansas City Chiefs, Jan 16, 2022

2021 GAME-BY-GAME REGULAR-SEASON STATISTICS (STEELERS)


| DATE         | OPPONENT    | P/S | TACKLES |   |   |     |     |     |     | INTERCEPTIONS |     |    |    |    | O. FUMB |    |    | ST  |    |   | MISC |    | W/L | SCORE |    |        |   |
|--------------|-------------|-----|---------|---|---|-----|-----|-----|-----|---------------|-----|----|----|----|---------|----|----|-----|----|---|------|----|-----|-------|----|--------|---|
|              |             |     | TK      | S | A | SK  | TFL | YDS | QBH | NO            | YDS | LG | TD | PD | FF      | FR | TD | YDS | TK | S | A    | FF |     |       | FR | S      | A |
| 09/12        | at Bills    | P   | 0       | 0 | 0 | 0.0 | 0.0 | 0   | 0   | 0             | 0   | 0  | 0  | 0  | 0       | 0  | 0  | 0   | 0  | 0 | 0    | 0  | 0   | 0     | W  | 23-16  |   |
| 09/19        | Raiders     | P   | 0       | 0 | 0 | 0.0 | 0.0 | 0   | 0   | 0             | 0   | 0  | 0  | 0  | 0       | 0  | 0  | 0   | 0  | 0 | 0    | 0  | 0   | 0     | L  | 17-26  |   |
| 09/26        | Bengals     | P   | 0       | 0 | 0 | 0.0 | 0.0 | 0   | 0   | 0             | 0   | 0  | 0  | 0  | 0       | 0  | 0  | 0   | 0  | 0 | 0    | 0  | 0   | 0     | L  | 10-24  |   |
| 10/03        | at Packers  | P   | 0       | 0 | 0 | 0.0 | 0.0 | 0   | 0   | 0             | 0   | 0  | 0  | 0  | 0       | 0  | 0  | 2   | 1  | 1 | 0    | 0  | 0   | 0     | L  | 17-27  |   |
| 10/10        | Broncos     | P   | 0       | 0 | 0 | 0.0 | 0.0 | 0   | 0   | 0             | 0   | 0  | 0  | 0  | 0       | 0  | 0  | 0   | 0  | 0 | 0    | 0  | 0   | 0     | W  | 27-19  |   |
| 10/17        | Seahawks    | P   | 0       | 0 | 0 | 0.0 | 0.0 | 0   | 0   | 0             | 0   | 0  | 0  | 0  | 0       | 0  | 0  | 1   | 0  | 1 | 0    | 0  | 0   | 0     | W  | 23-20+ |   |
| 10/31        | at Browns   | P   | 0       | 0 | 0 | 0.0 | 0.0 | 0   | 0   | 0             | 0   | 0  | 0  | 0  | 0       | 0  | 0  | 2   | 2  | 0 | 0    | 0  | 0   | 0     | W  | 15-10  |   |
| 11/08        | Bears       | P   | 0       | 0 | 0 | 0.0 | 0.0 | 0   | 0   | 0             | 0   | 0  | 0  | 0  | 0       | 0  | 0  | 0   | 0  | 0 | 0    | 0  | 0   | 0     | W  | 29-27  |   |
| 11/14        | Lions       | P   | 1       | 1 | 0 | 0.0 | 0.0 | 0   | 0   | 0             | 0   | 0  | 0  | 0  | 0       | 0  | 0  | 0   | 0  | 0 | 0    | 0  | 0   | 0     | T  | 16-16  |   |
| 11/21        | at Chargers | P   | 0       | 0 | 0 | 0.0 | 0.0 | 0   | 0   | 0             | 0   | 0  | 0  | 0  | 0       | 0  | 0  | 0   | 0  | 0 | 0    | 0  | 0   | 0     | L  | 37-41  |   |
| 11/28        | at Bengals  | P   | 0       | 0 | 0 | 0.0 | 0.0 | 0   | 0   | 0             | 0   | 0  | 0  | 0  | 0       | 0  | 0  | 0   | 0  | 0 | 0    | 0  | 0   | 0     | L  | 10-41  |   |
| 12/05        | Ravens      | P   | 0       | 0 | 0 | 0.0 | 0.0 | 0   | 0   | 0             | 0   | 0  | 0  | 0  | 0       | 0  | 0  | 1   | 0  | 1 | 0    | 0  | 0   | 0     | W  | 20-19  |   |
| 12/09        | at Vikings  | P   | 2       | 2 | 0 | 0.0 | 0.0 | 1   | 0   | 0             | 0   | 0  | 0  | 0  | 0       | 0  | 0  | 0   | 0  | 0 | 0    | 0  | 0   | 0     | L  | 28-36  |   |
| 12/19        | Titans      | P   | 1       | 1 | 0 | 0.0 | 0.0 | 0   | 0   | 0             | 0   | 0  | 0  | 0  | 0       | 0  | 0  | 0   | 0  | 0 | 0    | 0  | 0   | 0     | W  | 19-13  |   |
| 12/26        | at Chiefs   | P   | 0       | 0 | 0 | 0.0 | 0.0 | 0   | 0   | 0             | 0   | 0  | 0  | 0  | 0       | 0  | 0  | 0   | 0  | 0 | 0    | 0  | 0   | 0     | L  | 10-36  |   |
| 01/03        | Browns      | P   | 0       | 0 | 0 | 0.0 | 0.0 | 0   | 0   | 0             | 0   | 0  | 0  | 0  | 0       | 0  | 0  | 0   | 0  | 0 | 0    | 0  | 0   | 0     | W  | 26-14  |   |
| 01/09        | at Ravens   | P   | 2       | 1 | 1 | 0.0 | 0.0 | 0   | 0   | 0             | 0   | 0  | 0  | 0  | 0       | 0  | 0  | 0   | 0  | 0 | 0    | 0  | 0   | 0     | W  | 16-13+ |   |
| 2021 TOTALS  |             |     | 17-0    |   | 6 | 5   | 1   | 0.0 | 0.0 | 1             | 0   | 0  | 0  | 0  | 0       | 0  | 0  | 7   | 4  | 3 | 0    | 0  | 0   | 0     | 0  | 9-7-1  |   |
| + - Overtime |             |     |         |   |   |     |     |     |     |               |     |    |    |    |         |    |    |     |    |   |      |    |     |       |    |        |   |

2021 GAME-BY-GAME POSTSEASON STATISTICS (STEELERS)

|             |           |     | TACKLES |   |   |     |     |     |     | INTERCEPTIONS |    |     |    |    | O. FUMB |    |    | ST |     |    | MISC |   |    |    |   |   |     |       |
|-------------|-----------|-----|---------|---|---|-----|-----|-----|-----|---------------|----|-----|----|----|---------|----|----|----|-----|----|------|---|----|----|---|---|-----|-------|
| DATE        | OPPONENT  | P/S | TK      | S | A | SK  | YDS | TFL | YDS | QBH           | NO | YDS | LG | TD | PD      | FF | FR | TD | YDS | TK | S    | A | FF | FR | S | A | W/L | SCORE |
| 01/16       | at Chiefs | P   | 1       | 0 | 1 | 0.0 | 0.0 | 0   | 0   | 0             | 0  | 0   | 0  | 0  | 0       | 0  | 0  | 0  | 0   | 2  | 1    | 1 | 0  | 0  | 0 | 0 | L   | 21-42 |
| 2021 TOTALS |           | 1-0 | 1       | 0 | 1 | 0.0 | 0.0 | 0   | 0   | 0             | 0  | 0   | 0  | 0  | 0       | 0  | 0  | 0  | 0   | 2  | 1    | 1 | 0  | 0  | 0 | 0 | 0-1 |       |

2016 GAME-BY-GAME POSTSEASON STATISTICS (LIONS)

|             |             |     | TACKLES |   |   |     |     |     |     |     | INTERCEPTIONS |     |    |    |    |    |    | O. FUMB |     |    |   | ST |    |    |   | MISC |     |       |
|-------------|-------------|-----|---------|---|---|-----|-----|-----|-----|-----|---------------|-----|----|----|----|----|----|---------|-----|----|---|----|----|----|---|------|-----|-------|
| DATE        | OPPONENT    | P/S | TK      | S | A | SK  | YDS | TFL | YDS | QBH | NO            | YDS | LG | TD | PD | FF | FR | TD      | YDS | TK | S | A  | FF | FR | S | A    | W/L | SCORE |
| 01/07       | at Seahawks | P   | 1       | 1 | 0 | 0.0 | 0.0 | 0   | 0   | 0   | 0             | 0   | 0  | 0  | 0  | 0  | 0  | 0       | 0   | 0  | 0 | 0  | 0  | 0  | 0 | 0    | L   | 6-26  |
| 2016 TOTALS |             |     | 1-0     | 1 | 1 | 0   | 0.0 | 0.0 | 0   | 0   | 0             | 0   | 0  | 0  | 0  | 0  | 0  | 0       | 0   | 0  | 0 | 0  | 0  | 0  | 0 | 0    | 0-1 |       |



46

CHRISTIAN KUNTZ

LONG SNAPPER

HEIGHT: 6-1

WEIGHT: 228

COLLEGE: Duquesne

BORN: Apr. 13, 1994 (27)

BIRTHPLACE Pittsburgh, PA

HOW ACQUIRED: FA '20

NFL EXPERIENCE: 1st year

CHRISTIAN KUNTZ'S NFL REGULAR SEASON STATISTICS

| DATE       | TEAM     | GP |
|------------|----------|----|
| 2021       | Steelers | 17 |
| NFL TOTALS |          | 17 |

CHRISTIAN KUNTZ'S NFL POSTSEASON STATISTICS

| DATE       | TEAM     | GP |
|------------|----------|----|
| 2021       | Steelers | 1  |
| NFL TOTALS |          | 1  |

CHRISTIAN KUNTZ'S NFL REGULAR SEASON DEFENSIVE STATISTICS

|            |          | TACKLES |    |    |   |   |     |     |     |     |     | INTERCEPTIONS |     |    |    |    | O. FUMB |    |    |     |    | ST |   |    |    | MISC |   |   |
|------------|----------|---------|----|----|---|---|-----|-----|-----|-----|-----|---------------|-----|----|----|----|---------|----|----|-----|----|----|---|----|----|------|---|---|
| DATE       | TEAM     | GP      | GS | TK | S | A | TFL | YDS | SK  | YDS | QBH | NO            | YDS | LG | TD | PD | FF      | FR | TD | YDS | TK | S  | A | FF | FR | S    | A |   |
| 2021       | Steelers | 17      | 0  | 0  | 0 | 0 | 0   | 0   | 0.0 | 0.0 | 0   | 0             | 0   | 0  | 0  | 0  | 0       | 0  | 0  | 0   | 0  | 2  | 2 | 0  | 0  | 0    | 0 | 0 |
| NFL TOTALS |          | 17      | 0  | 0  | 0 | 0 | 0   | 0   | 0.0 | 0.0 | 0   | 0             | 0   | 0  | 0  | 0  | 0       | 0  | 0  | 0   | 0  | 2  | 2 | 0  | 0  | 0    | 0 | 0 |

CHRISTIAN KUNTZ'S NFL POSTSEASON DEFENSIVE STATISTICS

|            |          | TACKLES |    |    |   |   |     |     |     |     |     | INTERCEPTIONS |     |    |    |    | O. FUMB |    |    |     |    | ST |   |    |    | MISC |   |   |
|------------|----------|---------|----|----|---|---|-----|-----|-----|-----|-----|---------------|-----|----|----|----|---------|----|----|-----|----|----|---|----|----|------|---|---|
| DATE       | TEAM     | GP      | GS | TK | S | A | TFL | YDS | SK  | YDS | QBH | NO            | YDS | LG | TD | PD | FF      | FR | TD | YDS | TK | S  | A | FF | FR | S    | A |   |
| 2021       | Steelers | 1       | 0  | 0  | 0 | 0 | 0   | 0   | 0.0 | 0.0 | 0   | 0             | 0   | 0  | 0  | 0  | 0       | 0  | 0  | 0   | 0  | 0  | 0 | 0  | 0  | 0    | 0 | 0 |
| NFL TOTALS |          | 1       | 0  | 0  | 0 | 0 | 0   | 0   | 0.0 | 0.0 | 0   | 0             | 0   | 0  | 0  | 0  | 0       | 0  | 0  | 0   | 0  | 0  | 0 | 0  | 0  | 0    | 0 | 0 |

SINGLE-GAME HIGHS: DEFENSIVE

Special Teams Tackles 1 at Green Bay Packers, Oct 03, 2021

2021 GAME-BY-GAME REGULAR-SEASON STATISTICS (STEELERS)

| DATE         | OPPONENT    |    | W/L/T | SCORE  |
|--------------|-------------|----|-------|--------|
| 09/12        | at Bills    | P  | W     | 23-16  |
| 09/19        | Raiders     | P  | L     | 17-26  |
| 09/26        | Bengals     | P  | L     | 10-24  |
| 10/03        | at Packers  | P  | L     | 17-27  |
| 10/10        | Broncos     | P  | W     | 27-19  |
| 10/17        | Seahawks    | P  | W     | 23-20+ |
| 10/31        | at Browns   | P  | W     | 15-10  |
| 11/08        | Bears       | P  | W     | 29-27  |
| 11/14        | Lions       | P  | T     | 16-16  |
| 11/21        | at Chargers | P  | L     | 37-41  |
| 11/28        | at Bengals  | P  | L     | 10-41  |
| 12/05        | Ravens      | P  | W     | 20-19  |
| 12/09        | at Vikings  | P  | L     | 28-36  |
| 12/19        | Titans      | P  | W     | 19-13  |
| 12/26        | at Chiefs   | P  | L     | 10-36  |
| 01/03        | Browns      | P  | W     | 26-14  |
| 01/09        | at Ravens   | P  | W     | 16-13+ |
| 2021 TOTALS  |             | 17 | 9-7-1 |        |
| + - Overtime |             |    |       |        |

2021 GAME-BY-GAME POSTSEASON STATISTICS (STEELERS)

| DATE        | OPPONENT  |   | W/L | SCORE |
|-------------|-----------|---|-----|-------|
| 01/16       | at Chiefs | P | L   | 21-42 |
| 2021 TOTALS |           | 1 | 0-1 |       |

2021 GAME-BY-GAME REGULAR-SEASON STATISTICS (STEELERS)

| DATE        | OPPONENT    | P/S  | TACKLES |   |   |     |     |     |     | INTERCEPTIONS |    |     |    |    | O. FUMB |    |    |    | ST  |    |   |   | MISC |    | W/L | SCORE |        |   |
|-------------|-------------|------|---------|---|---|-----|-----|-----|-----|---------------|----|-----|----|----|---------|----|----|----|-----|----|---|---|------|----|-----|-------|--------|---|
|             |             |      | TK      | S | A | SK  | YDS | TFL | YDS | QBH           | NO | YDS | LG | TD | PD      | FF | FR | TD | YDS | TK | S | A | FF   | FR |     |       | S      | A |
| 09/12       | at Bills    | P    | 0       | 0 | 0 | 0.0 | 0.0 | 0   | 0   | 0             | 0  | 0   | 0  | 0  | 0       | 0  | 0  | 0  | 0   | 0  | 0 | 0 | 0    | 0  | 0   | W     | 23-16  |   |
| 09/19       | Raiders     | P    | 0       | 0 | 0 | 0.0 | 0.0 | 0   | 0   | 0             | 0  | 0   | 0  | 0  | 0       | 0  | 0  | 0  | 0   | 0  | 0 | 0 | 0    | 0  | 0   | L     | 17-26  |   |
| 09/26       | Bengals     | P    | 0       | 0 | 0 | 0.0 | 0.0 | 0   | 0   | 0             | 0  | 0   | 0  | 0  | 0       | 0  | 0  | 0  | 0   | 0  | 0 | 0 | 0    | 0  | 0   | L     | 10-24  |   |
| 10/03       | at Packers  | P    | 0       | 0 | 0 | 0.0 | 0.0 | 0   | 0   | 0             | 0  | 0   | 0  | 0  | 0       | 0  | 0  | 0  | 1   | 1  | 0 | 0 | 0    | 0  | 0   | L     | 17-27  |   |
| 10/10       | Broncos     | P    | 0       | 0 | 0 | 0.0 | 0.0 | 0   | 0   | 0             | 0  | 0   | 0  | 0  | 0       | 0  | 0  | 0  | 1   | 1  | 0 | 0 | 0    | 0  | 0   | W     | 27-19  |   |
| 10/17       | Seahawks    | P    | 0       | 0 | 0 | 0.0 | 0.0 | 0   | 0   | 0             | 0  | 0   | 0  | 0  | 0       | 0  | 0  | 0  | 0   | 0  | 0 | 0 | 0    | 0  | 0   | W     | 23-20+ |   |
| 10/31       | at Browns   | P    | 0       | 0 | 0 | 0.0 | 0.0 | 0   | 0   | 0             | 0  | 0   | 0  | 0  | 0       | 0  | 0  | 0  | 0   | 0  | 0 | 0 | 0    | 0  | 0   | W     | 15-10  |   |
| 11/08       | Bears       | P    | 0       | 0 | 0 | 0.0 | 0.0 | 0   | 0   | 0             | 0  | 0   | 0  | 0  | 0       | 0  | 0  | 0  | 0   | 0  | 0 | 0 | 0    | 0  | 0   | W     | 29-27  |   |
| 11/14       | Lions       | P    | 0       | 0 | 0 | 0.0 | 0.0 | 0   | 0   | 0             | 0  | 0   | 0  | 0  | 0       | 0  | 0  | 0  | 0   | 0  | 0 | 0 | 0    | 0  | 0   | T     | 16-16  |   |
| 11/21       | at Chargers | P    | 0       | 0 | 0 | 0.0 | 0.0 | 0   | 0   | 0             | 0  | 0   | 0  | 0  | 0       | 0  | 0  | 0  | 0   | 0  | 0 | 0 | 0    | 0  | 0   | L     | 37-41  |   |
| 11/28       | at Bengals  | P    | 0       | 0 | 0 | 0.0 | 0.0 | 0   | 0   | 0             | 0  | 0   | 0  | 0  | 0       | 0  | 0  | 0  | 0   | 0  | 0 | 0 | 0    | 0  | 0   | L     | 10-41  |   |
| 12/05       | Ravens      | P    | 0       | 0 | 0 | 0.0 | 0.0 | 0   | 0   | 0             | 0  | 0   | 0  | 0  | 0       | 0  | 0  | 0  | 0   | 0  | 0 | 0 | 0    | 0  | 0   | W     | 20-19  |   |
| 12/09       | at Vikings  | P    | 0       | 0 | 0 | 0.0 | 0.0 | 0   | 0   | 0             | 0  | 0   | 0  | 0  | 0       | 0  | 0  | 0  | 0   | 0  | 0 | 0 | 0    | 0  | 0   | L     | 28-36  |   |
| 12/19       | Titans      | P    | 0       | 0 | 0 | 0.0 | 0.0 | 0   | 0   | 0             | 0  | 0   | 0  | 0  | 0       | 0  | 0  | 0  | 0   | 0  | 0 | 0 | 0    | 0  | 0   | W     | 19-13  |   |
| 12/26       | at Chiefs   | P    | 0       | 0 | 0 | 0.0 | 0.0 | 0   | 0   | 0             | 0  | 0   | 0  | 0  | 0       | 0  | 0  | 0  | 0   | 0  | 0 | 0 | 0    | 0  | 0   | L     | 10-36  |   |
| 01/03       | Browns      | P    | 0       | 0 | 0 | 0.0 | 0.0 | 0   | 0   | 0             | 0  | 0   | 0  | 0  | 0       | 0  | 0  | 0  | 0   | 0  | 0 | 0 | 0    | 0  | 0   | W     | 26-14  |   |
| 01/09       | at Ravens   | P    | 0       | 0 | 0 | 0.0 | 0.0 | 0   | 0   | 0             | 0  | 0   | 0  | 0  | 0       | 0  | 0  | 0  | 0   | 0  | 0 | 0 | 0    | 0  | 0   | W     | 16-13+ |   |
| 2021 TOTALS |             | 17-0 | 0       | 0 | 0 | 0.0 | 0.0 | 0   | 0   | 0             | 0  | 0   | 0  | 0  | 0       | 0  | 0  | 0  | 2   | 2  | 0 | 0 | 0    | 0  | 0   | 0     | 9-7-1  |   |
| +- Overtime |             |      |         |   |   |     |     |     |     |               |    |     |    |    |         |    |    |    |     |    |   |   |      |    |     |       |        |   |

2021 GAME-BY-GAME POSTSEASON STATISTICS (STEELERS)

| DATE        | OPPONENT  | P/S | TACKLES |   |   |     |     |     |     | INTERCEPTIONS |    |     |    |    | O. FUMB |    |    | ST |     |    | MISC |   | W/L | SCORE |    |     |       |
|-------------|-----------|-----|---------|---|---|-----|-----|-----|-----|---------------|----|-----|----|----|---------|----|----|----|-----|----|------|---|-----|-------|----|-----|-------|
|             |           |     | TK      | S | A | SK  | YDS | TFL | YDS | QBH           | NO | YDS | LG | TD | PD      | FF | FR | TD | YDS | TK | S    | A |     |       | FF | FR  | S     |
| 01/16       | at Chiefs | P   | 0       | 0 | 0 | 0.0 | 0.0 | 0   | 0   | 0             | 0  | 0   | 0  | 0  | 0       | 0  | 0  | 0  | 0   | 0  | 0    | 0 | 0   | 0     | 0  | L   | 21-42 |
| 2021 TOTALS |           |     | 1-0     | 0 | 0 | 0   | 0.0 | 0.0 | 0   | 0             | 0  | 0   | 0  | 0  | 0       | 0  | 0  | 0  | 0   | 0  | 0    | 0 | 0   | 0     | 0  | 0-1 |       |



31

JUSTIN LAYNE

CORNERBACK

HEIGHT: 6-2 BIRTHPLACE: Cleveland, OH  
WEIGHT: 192 HOW ACQUIRED: D3b '19  
COLLEGE: Michigan State NFL EXPERIENCE: 3rd year  
BORN: Jan. 12, 1998 (24)

JUSTIN LAYNE'S NFL REGULAR SEASON DEFENSIVE STATISTICS

| DATE       | TEAM     | GP | GS | TACKLES |    |   |     | QBH | INTERCEPTIONS |     |    |    | PD | O. FUMB |    |    | ST  |    |    |   | MISC |    |
|------------|----------|----|----|---------|----|---|-----|-----|---------------|-----|----|----|----|---------|----|----|-----|----|----|---|------|----|
|            |          |    |    | TK      | S  | A | TFL |     | NO            | YDS | LG | TD |    | FF      | FR | TD | YDS | TK | S  | A | FF   | FR |
| 2019       | Steelers | 10 | 0  | 0       | 0  | 0 | 0   | 0   | 0             | 0   | 0  | 0  | 0  | 0       | 0  | 0  | 0   | 3  | 3  | 0 | 0    | 0  |
| 2020       | Steelers | 16 | 0  | 10      | 7  | 3 | 0   | 0   | 0             | 0   | 0  | 0  | 0  | 0       | 0  | 0  | 0   | 12 | 6  | 6 | 0    | 0  |
| 2021       | Steelers | 17 | 0  | 4       | 3  | 1 | 0   | 0   | 0             | 0   | 0  | 0  | 0  | 0       | 0  | 0  | 0   | 12 | 9  | 3 | 0    | 1  |
| NFL TOTALS |          | 43 | 0  | 14      | 10 | 4 | 0   | 0   | 0             | 0   | 0  | 0  | 0  | 0       | 0  | 0  | 0   | 27 | 18 | 9 | 0    | 1  |

JUSTIN LAYNE'S NFL POSTSEASON DEFENSIVE STATISTICS

| DATE       | TEAM     | GP | GS | TACKLES |   |   |     | QBH | INTERCEPTIONS |     |    |    | PD | O. FUMB |    |    | ST  |    |   |   | MISC |    |
|------------|----------|----|----|---------|---|---|-----|-----|---------------|-----|----|----|----|---------|----|----|-----|----|---|---|------|----|
|            |          |    |    | TK      | S | A | TFL |     | NO            | YDS | LG | TD |    | FF      | FR | TD | YDS | TK | S | A | FF   | FR |
| 2020       | Steelers | 1  | 0  | 0       | 0 | 0 | 0   | 0   | 0             | 0   | 0  | 0  | 0  | 0       | 0  | 0  | 0   | 0  | 0 | 0 | 0    | 0  |
| 2021       | Steelers | 1  | 0  | 0       | 0 | 0 | 0   | 0   | 0             | 0   | 0  | 0  | 0  | 0       | 0  | 0  | 0   | 1  | 1 | 0 | 0    | 0  |
| NFL TOTALS |          | 2  | 0  | 0       | 0 | 0 | 0   | 0   | 0             | 0   | 0  | 0  | 0  | 0       | 0  | 0  | 0   | 1  | 1 | 0 | 0    | 0  |

SINGLE-GAME HIGHS: DEFENSIVE

Total Tackles 5 vs. Washington Football Team, Dec 07, 2020  
Special Teams Tackles 4 at Cleveland Browns, Jan 03, 2021  
2 vs. Baltimore Ravens, Dec 05, 2021  
2 vs. Cleveland Browns, Jan 03, 2022  
...1 more at 2.  
...3 more at 2.

2021 GAME-BY-GAME REGULAR-SEASON STATISTICS (STEELERS)

| DATE          | OPPONENT    | P/S  | TACKLES |   |   |    | QBH | INTERCEPTIONS |     |    |    | PD | O. FUMB |    |    | ST  |    |   |   | MISC |    |
|---------------|-------------|------|---------|---|---|----|-----|---------------|-----|----|----|----|---------|----|----|-----|----|---|---|------|----|
|               |             |      | TK      | S | A | SK |     | NO            | YDS | LG | TD |    | FF      | FR | TD | YDS | TK | S | A | FF   | FR |
| 09/12         | at Bills    | P    | 0       | 0 | 0 | 0  | 0   | 0             | 0   | 0  | 0  | 0  | 0       | 0  | 0  | 0   | 1  | 0 | 1 | 0    | 0  |
| 09/19         | Raiders     | P    | 1       | 1 | 0 | 0  | 0   | 0             | 0   | 0  | 0  | 0  | 0       | 0  | 0  | 0   | 1  | 0 | 1 | 0    | 0  |
| 09/26         | Bengals     | P    | 0       | 0 | 0 | 0  | 0   | 0             | 0   | 0  | 0  | 0  | 0       | 0  | 0  | 0   | 1  | 1 | 0 | 0    | 0  |
| 10/03         | at Packers  | P    | 0       | 0 | 0 | 0  | 0   | 0             | 0   | 0  | 0  | 0  | 0       | 0  | 0  | 0   | 0  | 0 | 0 | 0    | 0  |
| 10/10         | Broncos     | P    | 0       | 0 | 0 | 0  | 0   | 0             | 0   | 0  | 0  | 0  | 0       | 0  | 0  | 0   | 1  | 1 | 0 | 0    | 0  |
| 10/17         | Seahawks    | P    | 0       | 0 | 0 | 0  | 0   | 0             | 0   | 0  | 0  | 0  | 0       | 0  | 0  | 0   | 1  | 1 | 0 | 0    | 0  |
| 10/31         | at Browns   | P    | 0       | 0 | 0 | 0  | 0   | 0             | 0   | 0  | 0  | 0  | 0       | 0  | 0  | 0   | 0  | 0 | 0 | 1    | 0  |
| 11/08         | Bears       | P    | 0       | 0 | 0 | 0  | 0   | 0             | 0   | 0  | 0  | 0  | 0       | 0  | 0  | 0   | 2  | 2 | 0 | 0    | 0  |
| 11/14         | Lions       | P    | 0       | 0 | 0 | 0  | 0   | 0             | 0   | 0  | 0  | 0  | 0       | 0  | 0  | 0   | 1  | 1 | 0 | 0    | 0  |
| 11/21         | at Chargers | P    | 0       | 0 | 0 | 0  | 0   | 0             | 0   | 0  | 0  | 0  | 0       | 0  | 0  | 0   | 0  | 0 | 0 | 0    | 0  |
| 11/28         | at Bengals  | P    | 0       | 0 | 0 | 0  | 0   | 0             | 0   | 0  | 0  | 0  | 0       | 0  | 0  | 0   | 1  | 1 | 0 | 0    | 0  |
| 12/05         | Ravens      | P    | 2       | 2 | 0 | 0  | 0   | 0             | 0   | 0  | 0  | 0  | 0       | 0  | 0  | 0   | 0  | 0 | 0 | 0    | 0  |
| 12/09         | at Vikings  | P    | 1       | 0 | 1 | 0  | 0   | 0             | 0   | 0  | 0  | 0  | 0       | 0  | 0  | 0   | 0  | 0 | 0 | 0    | 0  |
| 12/19         | Titans      | P    | 0       | 0 | 0 | 0  | 0   | 0             | 0   | 0  | 0  | 0  | 0       | 0  | 0  | 0   | 1  | 1 | 0 | 0    | 0  |
| 12/26         | at Chiefs   | P    | 0       | 0 | 0 | 0  | 0   | 0             | 0   | 0  | 0  | 0  | 0       | 0  | 0  | 0   | 0  | 0 | 0 | 0    | 0  |
| 01/03         | Browns      | P    | 0       | 0 | 0 | 0  | 0   | 0             | 0   | 0  | 0  | 0  | 0       | 0  | 0  | 0   | 2  | 1 | 1 | 0    | 0  |
| 01/09         | at Ravens   | P    | 0       | 0 | 0 | 0  | 0   | 0             | 0   | 0  | 0  | 0  | 0       | 0  | 0  | 0   | 0  | 0 | 0 | 0    | 0  |
| 2021 TOTALS   |             | 17-0 | 4       | 3 | 1 | 0  | 0   | 0             | 0   | 0  | 0  | 0  | 0       | 0  | 0  | 0   | 12 | 9 | 3 | 0    | 1  |
| + - Over/Time |             |      |         |   |   |    |     |               |     |    |    |    |         |    |    |     |    |   |   |      |    |

2021 GAME-BY-GAME POSTSEASON STATISTICS (STEELERS)

| DATE        | OPPONENT  | P/S | TACKLES |   |   |    | QBH | INTERCEPTIONS |     |    |    | PD | O. FUMB |    |    | ST  |    |   |   | MISC |    |
|-------------|-----------|-----|---------|---|---|----|-----|---------------|-----|----|----|----|---------|----|----|-----|----|---|---|------|----|
|             |           |     | TK      | S | A | SK |     | NO            | YDS | LG | TD |    | FF      | FR | TD | YDS | TK | S | A | FF   | FR |
| 01/16       | at Chiefs | P   | 0       | 0 | 0 | 0  | 0   | 0             | 0   | 0  | 0  | 0  | 0       | 0  | 0  | 0   | 1  | 1 | 0 | 0    | 0  |
| 2021 TOTALS |           | 1-0 | 0       | 0 | 0 | 0  | 0   | 0             | 0   | 0  | 0  | 0  | 0       | 0  | 0  | 0   | 1  | 1 | 0 | 0    | 0  |

2020 GAME-BY-GAME POSTSEASON STATISTICS (STEELERS)

| DATE        | OPPONENT | P/S | TACKLES |   |   |    | QBH | INTERCEPTIONS |     |    |    | PD | O. FUMB |    |    | ST  |    |   |   | MISC |    |
|-------------|----------|-----|---------|---|---|----|-----|---------------|-----|----|----|----|---------|----|----|-----|----|---|---|------|----|
|             |          |     | TK      | S | A | SK |     | NO            | YDS | LG | TD |    | FF      | FR | TD | YDS | TK | S | A | FF   | FR |
| 01/10       | Browns   | P   | 0       | 0 | 0 | 0  | 0   | 0             | 0   | 0  | 0  | 0  | 0       | 0  | 0  | 0   | 0  | 0 | 0 | 0    | 0  |
| 2020 TOTALS |          | 1-0 | 0       | 0 | 0 | 0  | 0   | 0             | 0   | 0  | 0  | 0  | 0       | 0  | 0  | 0   | 0  | 0 | 0 | 0    | 0  |





JOHN LEGUE

(Leg-LOU)

OFFENSIVE LINEMAN

HEIGHT: 6-7

BIRTHPLACE Alexandria, LA

WEIGHT: 310

HOW ACQUIRED: FA '20

COLLEGE: Tulane

NFL EXPERIENCE: 1st year

BORN: Apr. 17, 1996 (25)

JOHN LEGUE'S NFL REGULAR SEASON STATISTICS

| DATE                                | TEAM     | GP | GS |
|-------------------------------------|----------|----|----|
| 2019                                | Saints   | 0  | 0  |
| Went from New Orleans to Green Bay. |          |    |    |
| 2019                                | Packers  | 0  | 0  |
| 2019                                | TOTAL    | 0  | 0  |
| 2021                                | Steelers | 6  | 5  |
| NFL TOTALS                          |          | 6  | 5  |

JOHN LEGUE'S NFL POSTSEASON STATISTICS

| DATE       | TEAM     | GP | GS |
|------------|----------|----|----|
| 2019       | Packers  | 0  | 0  |
| 2021       | Steelers | 1  | 1  |
| NFL TOTALS |          | 1  | 1  |

2021 GAME-BY-GAME REGULAR-SEASON STATISTICS (STEELERS)

| DATE         | OPPONENT    | P/S |                           | W/L/T | SCORE  |
|--------------|-------------|-----|---------------------------|-------|--------|
| 09/12        | at Bills    |     | PRACTICE SQUAD            | W     | 23-16  |
| 09/19        | Raiders     |     | PRACTICE SQUAD            | L     | 17-26  |
| 09/26        | Bengals     |     | PRACTICE SQUAD            | L     | 10-24  |
| 10/03        | at Packers  |     | PRACTICE SQUAD            | L     | 17-27  |
| 10/10        | Broncos     |     | PRACTICE SQUAD            | W     | 27-19  |
| 10/17        | Seahawks    |     | PRACTICE SQUAD            | W     | 23-20+ |
| 10/31        | at Browns   |     | PRACTICE SQUAD            | W     | 15-10  |
| 11/08        | Bears       |     | PRACTICE SQUAD            | W     | 29-27  |
| 11/14        | Lions       |     | PRACTICE SQUAD            | T     | 16-16  |
| 11/21        | at Chargers |     | PRACTICE SQUAD            | L     | 37-41  |
| 11/28        | at Bengals  |     | DID NOT PLAY (NON-INJURY) | L     | 10-41  |
| 12/05        | Ravens      | P   |                           | W     | 20-19  |
| 12/09        | at Vikings  | S   |                           | L     | 28-36  |
| 12/19        | Titans      | S   |                           | W     | 19-13  |
| 12/26        | at Chiefs   | S   |                           | L     | 10-36  |
| 01/03        | Browns      | S   |                           | W     | 26-14  |
| 01/09        | at Ravens   | S   |                           | W     | 16-13+ |
| 2021 TOTALS  |             | 6-5 |                           | 9-7-1 |        |
| + - Overtime |             |     |                           |       |        |

2021 GAME-BY-GAME POSTSEASON STATISTICS (STEELERS)

| DATE        | OPPONENT  | P/S |  | W/L | SCORE |
|-------------|-----------|-----|--|-----|-------|
| 01/16       | at Chiefs | S   |  | L   | 21-42 |
| 2021 TOTALS |           | 1-1 |  | 0-1 |       |

2019 GAME-BY-GAME POSTSEASON STATISTICS (PACKERS)

| DATE        | OPPONENT | P/S |          | W/L | SCORE |
|-------------|----------|-----|----------|-----|-------|
| 01/12       | Seahawks |     | INACTIVE | W   | 28-23 |
| 01/19       | at 49ers |     | INACTIVE | L   | 20-37 |
| 2019 TOTALS |          | 0-0 |          | 1-1 |       |



ISAIAHH LOUDERMILK

DEFENSIVE END

HEIGHT: 6-7      BIRTHPLACE: Howard, KN  
WEIGHT: 293      HOW ACQUIRED: DS '21  
COLLEGE: Wisconsin      NFL EXPERIENCE: R  
BORN: Oct. 10, 1997 (24)

ISAIAHH LOUDERMILK'S NFL REGULAR SEASON DEFENSIVE STATISTICS

| DATE       | TEAM     | GP | GS | TACKLES |    |   |     |     |     |     | INTERCEPTIONS |    |     |    |    |    |    | O. FUMB |    |     |    | ST |   |    |    | MISC |   |
|------------|----------|----|----|---------|----|---|-----|-----|-----|-----|---------------|----|-----|----|----|----|----|---------|----|-----|----|----|---|----|----|------|---|
|            |          |    |    | TK      | S  | A | TFL | YDS | SK  | YDS | QBH           | NO | YDS | LG | TD | PD | FF | FR      | TD | YDS | TK | S  | A | FF | FR | S    | A |
| 2021       | Steelers | 15 | 2  | 23      | 16 | 7 | 0   | 0   | 1.0 | 0.0 | 0             | 0  | 0   | 0  | 3  | 0  | 0  | 0       | 0  | 0   | 0  | 0  | 0 | 0  | 0  |      |   |
| NFL TOTALS |          | 15 | 2  | 23      | 16 | 7 | 0   | 0   | 1.0 | 0.0 | 0             | 0  | 0   | 0  | 3  | 0  | 0  | 0       | 0  | 0   | 0  | 0  | 0 | 0  | 0  |      |   |

ISAIAHH LOUDERMILK'S NFL POSTSEASON DEFENSIVE STATISTICS

|            |          |    |    | TACKLES |   |   |     |     |     |     | INTERCEPTIONS |    |     |    |    | O. FUMB |    |    |    | ST  |    |   |   | MISC |    |   |   |
|------------|----------|----|----|---------|---|---|-----|-----|-----|-----|---------------|----|-----|----|----|---------|----|----|----|-----|----|---|---|------|----|---|---|
| DATE       | TEAM     | GP | GS | TK      | S | A | TFL | YDS | SK  | YDS | QBH           | NO | YDS | LG | TD | PD      | FF | FR | TD | YDS | TK | S | A | FF   | FR | S | A |
| 2021       | Steelers | 1  | 0  | 3       | 1 | 2 | 0   | 0   | 0.0 | 0.0 | 0             | 0  | 0   | 0  | 0  | 0       | 0  | 0  | 0  | 0   | 0  | 0 | 0 | 0    | 0  | 0 | 0 |
| NFL TOTALS |          | 1  | 0  | 3       | 1 | 2 | 0   | 0   | 0.0 | 0.0 | 0             | 0  | 0   | 0  | 0  | 0       | 0  | 0  | 0  | 0   | 0  | 0 | 0 | 0    | 0  | 0 | 0 |

SINGLE-GAME HIGHS: DEFENSIVE

Total Tackles      6 at Kansas City Chiefs, Dec 26, 2021      Passes Defensed      1 vs. Cleveland Browns, Jan 03, 2022  
4 vs. Tennessee Titans, Dec 19, 2021      1 at Cincinnati Bengals, Nov 28, 2021  
...1 more at 1.

2021 GAME-BY-GAME REGULAR-SEASON STATISTICS (STEELERS)

| DATE         | OPPONENT    | P/S  | TACKLES |    |   |     |     |     |     | INTERCEPTIONS    |    |     |    |    | O. FUMB |    |    | ST |     |    |   | MISC |    | W/L | SCORE |       |        |   |  |  |  |  |   |       |
|--------------|-------------|------|---------|----|---|-----|-----|-----|-----|------------------|----|-----|----|----|---------|----|----|----|-----|----|---|------|----|-----|-------|-------|--------|---|--|--|--|--|---|-------|
|              |             |      | TK      | S  | A | SK  | YDS | TFL | YDS | QBH              | NO | YDS | LG | TD | PD      | FF | FR | TD | YDS | TK | S | A    | FF |     |       | FR    | S      | A |  |  |  |  |   |       |
| 09/12        | at Bills    |      |         |    |   |     |     |     |     | ON INACTIVE LIST |    |     |    |    |         |    |    |    |     |    |   |      |    |     |       |       |        |   |  |  |  |  | W | 23-16 |
| 09/19        | Raiders     | P    | 1       | 0  | 1 | 0.0 | 0.0 | 0   | 0   | 0                | 0  | 0   | 0  | 0  | 0       | 0  | 0  | 0  | 0   | 0  | 0 | 0    | 0  | 0   | 0     | L     | 17-26  |   |  |  |  |  |   |       |
| 09/26        | Bengals     | P    | 1       | 1  | 0 | 0.0 | 0.0 | 0   | 0   | 0                | 0  | 0   | 0  | 0  | 0       | 0  | 0  | 0  | 0   | 0  | 0 | 0    | 0  | 0   | 0     | L     | 10-24  |   |  |  |  |  |   |       |
| 10/03        | at Packers  | P    | 0       | 0  | 0 | 0.0 | 0.0 | 0   | 0   | 0                | 0  | 0   | 0  | 1  | 0       | 0  | 0  | 0  | 0   | 0  | 0 | 0    | 0  | 0   | 0     | L     | 17-27  |   |  |  |  |  |   |       |
| 10/10        | Broncos     | P    | 0       | 0  | 0 | 0.0 | 0.0 | 0   | 0   | 0                | 0  | 0   | 0  | 0  | 0       | 0  | 0  | 0  | 0   | 0  | 0 | 0    | 0  | 0   | 0     | W     | 27-19  |   |  |  |  |  |   |       |
| 10/17        | Seahawks    | P    | 1       | 1  | 0 | 0.0 | 0.0 | 0   | 0   | 0                | 0  | 0   | 0  | 0  | 0       | 0  | 0  | 0  | 0   | 0  | 0 | 0    | 0  | 0   | 0     | W     | 23-20+ |   |  |  |  |  |   |       |
| 10/31        | at Browns   | P    | 2       | 2  | 0 | 1.0 | 0.0 | 0   | 0   | 0                | 0  | 0   | 0  | 0  | 0       | 0  | 0  | 0  | 0   | 0  | 0 | 0    | 0  | 0   | 0     | W     | 15-10  |   |  |  |  |  |   |       |
| 11/08        | Bears       | P    | 0       | 0  | 0 | 0.0 | 0.0 | 0   | 0   | 0                | 0  | 0   | 0  | 0  | 0       | 0  | 0  | 0  | 0   | 0  | 0 | 0    | 0  | 0   | 0     | W     | 29-27  |   |  |  |  |  |   |       |
| 11/14        | Lions       | P    | 2       | 2  | 0 | 0.0 | 0.0 | 0   | 0   | 0                | 0  | 0   | 0  | 0  | 0       | 0  | 0  | 0  | 0   | 0  | 0 | 0    | 0  | 0   | 0     | T     | 16-16  |   |  |  |  |  |   |       |
| 11/21        | at Chargers |      |         |    |   |     |     |     |     | ON INACTIVE LIST |    |     |    |    |         |    |    |    |     |    |   |      |    |     |       |       |        |   |  |  |  |  | L | 37-41 |
| 11/28        | at Bengals  | P    | 1       | 0  | 1 | 0.0 | 0.0 | 0   | 0   | 0                | 0  | 0   | 0  | 1  | 0       | 0  | 0  | 0  | 0   | 0  | 0 | 0    | 0  | 0   | 0     | L     | 10-41  |   |  |  |  |  |   |       |
| 12/05        | Ravens      | P    | 1       | 1  | 0 | 0.0 | 0.0 | 0   | 0   | 0                | 0  | 0   | 0  | 0  | 0       | 0  | 0  | 0  | 0   | 0  | 0 | 0    | 0  | 0   | 0     | W     | 20-19  |   |  |  |  |  |   |       |
| 12/09        | at Vikings  | P    | 2       | 1  | 1 | 0.0 | 0.0 | 0   | 0   | 0                | 0  | 0   | 0  | 0  | 0       | 0  | 0  | 0  | 0   | 0  | 0 | 0    | 0  | 0   | 0     | L     | 28-36  |   |  |  |  |  |   |       |
| 12/19        | Titans      | P    | 4       | 4  | 0 | 0.0 | 0.0 | 0   | 0   | 0                | 0  | 0   | 0  | 0  | 0       | 0  | 0  | 0  | 0   | 0  | 0 | 0    | 0  | 0   | 0     | W     | 19-13  |   |  |  |  |  |   |       |
| 12/26        | at Chiefs   | S    | 6       | 3  | 3 | 0.0 | 0.0 | 0   | 0   | 0                | 0  | 0   | 0  | 0  | 0       | 0  | 0  | 0  | 0   | 0  | 0 | 0    | 0  | 0   | 0     | L     | 10-36  |   |  |  |  |  |   |       |
| 01/03        | Browns      | S    | 1       | 0  | 1 | 0.0 | 0.0 | 0   | 0   | 0                | 0  | 0   | 0  | 1  | 0       | 0  | 0  | 0  | 0   | 0  | 0 | 0    | 0  | 0   | 0     | W     | 26-14  |   |  |  |  |  |   |       |
| 01/09        | at Ravens   | P    | 1       | 1  | 0 | 0.0 | 0.0 | 0   | 0   | 0                | 0  | 0   | 0  | 0  | 0       | 0  | 0  | 0  | 0   | 0  | 0 | 0    | 0  | 0   | 0     | W     | 16-13+ |   |  |  |  |  |   |       |
| 2021 TOTALS  |             | 15-2 | 23      | 16 | 7 | 1.0 | 0.0 | 0   | 0   | 0                | 0  | 0   | 0  | 3  | 0       | 0  | 0  | 0  | 0   | 0  | 0 | 0    | 0  | 0   | 0     | 9-7-1 |        |   |  |  |  |  |   |       |
| + - Overtime |             |      |         |    |   |     |     |     |     |                  |    |     |    |    |         |    |    |    |     |    |   |      |    |     |       |       |        |   |  |  |  |  |   |       |

2021 GAME-BY-GAME POSTSEASON STATISTICS (STEELERS)

| DATE        | OPPONENT  | P/S | TACKLES |   |   |     |     |     |     | INTERCEPTIONS |    |     |    |    | O. FUMB |    |    | ST |     |    | MISC |   | W/L | SCORE |     |       |
|-------------|-----------|-----|---------|---|---|-----|-----|-----|-----|---------------|----|-----|----|----|---------|----|----|----|-----|----|------|---|-----|-------|-----|-------|
|             |           |     | TK      | S | A | SK  | YDS | TFL | YDS | QBH           | NO | YDS | LG | TD | PD      | FF | FR | TD | YDS | TK | S    | A |     |       | FF  | FR    |
| 01/16       | at Chiefs | P   | 3       | 1 | 2 | 0.0 | 0.0 | 0   | 0   | 0             | 0  | 0   | 0  | 0  | 0       | 0  | 0  | 0  | 0   | 0  | 0    | 0 | 0   | 0     | 0   | 21-42 |
| 2021 TOTALS |           |     | 1-0     | 3 | 1 | 2   | 0.0 | 0.0 | 0   | 0             | 0  | 0   | 0  | 0  | 0       | 0  | 0  | 0  | 0   | 0  | 0    | 0 | 0   | 0     | 0-1 |       |



ARTHUR MAULET

(mah-LETT)

CORNERBACK

HEIGHT: 5-10

BIRTHPLACE New Orleans, LA

WEIGHT: 190

HOW ACQUIRED: FA '21

COLLEGE: Memphis

NFL EXPERIENCE: 5th year

BORN: Jul. 13, 1993 (28)

ARTHUR MAULET'S NFL REGULAR SEASON DEFENSIVE STATISTICS

| DATE       | TEAM     | GP | GS | TACKLES |    |    |     |     |     |     | INTERCEPTIONS |    |     |    |    | O. FUMB |    |    |    |     | ST |   |   |    | MISC |   |
|------------|----------|----|----|---------|----|----|-----|-----|-----|-----|---------------|----|-----|----|----|---------|----|----|----|-----|----|---|---|----|------|---|
|            |          |    |    | TK      | S  | A  | TFL | YDS | SK  | YDS | QBH           | NO | YDS | LG | TD | PD      | FF | FR | TD | YDS | TK | S | A | FF | FR   | S |
| 2017       | Saints   | 6  | 0  | 0       | 0  | 0  | 0   | 0.0 | 0.0 | 0   | 0             | 0  | 0   | 0  | 0  | 0       | 0  | 0  | 1  | 1   | 0  | 0 | 0 | 0  | 0    |   |
| 2018       | Colts    | 5  | 1  | 9       | 6  | 3  | 0   | 0   | 0.0 | 0.0 | 0             | 0  | 0   | 0  | 0  | 0       | 0  | 0  | 0  | 0   | 0  | 0 | 0 | 0  | 0    |   |
| 2019       | Jets     | 12 | 6  | 37      | 25 | 12 | 5   | 11  | 0.0 | 0.0 | 0             | 1  | 13  | 13 | 0  | 2       | 0  | 0  | 1  | 0   | 0  | 0 | 0 | 0  | 0    |   |
| 2020       | Jets     | 11 | 5  | 23      | 19 | 4  | 0   | 0   | 1.0 | 3.0 | 1             | 1  | 20  | 20 | 0  | 5       | 0  | 0  | 0  | 6   | 4  | 2 | 0 | 0  | 0    |   |
| 2021       | Steelers | 16 | 2  | 46      | 37 | 9  | 5   | 15  | 0.0 | 0.0 | 2             | 0  | 0   | 0  | 0  | 1       | 1  | 0  | 0  | 1   | 1  | 0 | 0 | 0  | 0    |   |
| NFL TOTALS |          | 50 | 14 | 115     | 87 | 28 | 10  | 26  | 1.0 | 3.0 | 3             | 2  | 33  | 20 | 0  | 8       | 1  | 0  | 1  | 0   | 9  | 7 | 2 | 0  | 1    | 0 |

ARTHUR MAULET'S NFL POSTSEASON DEFENSIVE STATISTICS

|            |          | TACKLES |    |    |   |   |     |     |     |     |     | INTERCEPTIONS |     |    |    |    | O. FUMB |    |    |     | ST |   |   |    | MISC |   |   |
|------------|----------|---------|----|----|---|---|-----|-----|-----|-----|-----|---------------|-----|----|----|----|---------|----|----|-----|----|---|---|----|------|---|---|
| DATE       | TEAM     | GP      | GS | TK | S | A | TFL | YDS | SK  | YDS | QBH | NO            | YDS | LG | TD | PD | FF      | FR | TD | YDS | TK | S | A | FF | FR   | S | A |
| 2017       | Saints   | 2       | 0  | 0  | 0 | 0 | 0   | 0   | 0.0 | 0.0 | 0   | 0             | 0   | 0  | 0  | 0  | 0       | 0  | 0  | 0   | 0  | 0 | 0 | 0  | 0    | 0 | 0 |
| 2021       | Steelers | 1       | 0  | 0  | 0 | 0 | 0   | 0   | 0.0 | 0.0 | 0   | 0             | 0   | 0  | 0  | 0  | 0       | 0  | 0  | 0   | 1  | 0 | 1 | 0  | 0    | 0 | 0 |
| NFL TOTALS |          | 3       | 0  | 0  | 0 | 0 | 0   | 0   | 0.0 | 0.0 | 0   | 0             | 0   | 0  | 0  | 0  | 0       | 0  | 0  | 0   | 1  | 0 | 1 | 0  | 0    | 0 | 0 |

SINGLE-GAME HIGHS: DEFENSIVE

|                  |  |                                 |  |
|------------------|--|---------------------------------|--|
| Total Tackles    | 8 vs. Pittsburgh Steelers, Dec 22, 2019<br>7 at Buffalo Bills, Dec 29, 2019<br>...1 more at 7. | Interceptions                   | 1 vs. Las Vegas Raiders, Dec 06, 2020<br>1 at Buffalo Bills, Dec 29, 2019<br>20 vs. Las Vegas Raiders, Dec 06, 2020<br>13 at Buffalo Bills, Dec 29, 2019 |
| Passes Defensed  | 3 vs. Cleveland Browns, Dec 27, 2020<br>1 vs. Denver Broncos, Oct 10, 2021<br>...4 more at 1.  | Interception Return Yards       | 2 at Seattle Seahawks, Dec 13, 2020<br>1 at Buffalo Bills, Sep 12, 2021<br>...6 more at 1.   |
| Forced Fumbles   | 1 vs. Tennessee Titans, Dec 19, 2021   | Special Teams Tackles           | 1 at New England Patriots, Sep 22, 2019  |
| Tackles For Loss | 3 vs. Oakland Raiders, Nov 24, 2019<br>2 at Green Bay Packers, Oct 03, 2021<br>...1 more at 2. | Special Teams Fumble Recoveries |  |

SINGLE-GAME HIGHS - POSTSEASON: DEFENSIVE

|                       |                                       |
|-----------------------|---------------------------------------|
| Special Teams Tackles | 1 at Kansas City Chiefs, Jan 16, 2022 |
|-----------------------|---------------------------------------|

2021 GAME-BY-GAME REGULAR-SEASON STATISTICS (STEELERS)

| DATE         | OPPONENT    | P/S  | TACKLES |    |   |     |     |     |     | INTERCEPTIONS    |    |     |    |    | O. FUMB |    |    | ST |     |    |   | MISC |    |    |   |   |       |
|--------------|-------------|------|---------|----|---|-----|-----|-----|-----|------------------|----|-----|----|----|---------|----|----|----|-----|----|---|------|----|----|---|---|-------|
|              |             |      | TK      | S  | A | SK  | YDS | TFL | YDS | QBH              | NO | YDS | LG | TD | PD      | FF | FR | TD | YDS | TK | S | A    | FF | FR | S | A |       |
| 09/12        | at Bills    | P    | 2       | 1  | 1 | 0.0 | 0.0 | 0   | 0   | 0                | 0  | 0   | 0  | 0  | 0       | 0  | 0  | 0  | 1   | 1  | 0 | 0    | 0  | 0  | 0 | W |       |
| 09/19        | Raiders     | P    | 0       | 0  | 0 | 0.0 | 0.0 | 0   | 0   | 0                | 0  | 0   | 0  | 0  | 0       | 0  | 0  | 0  | 0   | 0  | 0 | 0    | 0  | 0  | 0 | L |       |
| 09/26        | Bengals     | P    | 2       | 2  | 0 | 0.0 | 0.0 | 1   | 2   | 0                | 0  | 0   | 0  | 0  | 0       | 0  | 0  | 0  | 0   | 0  | 0 | 0    | 0  | 0  | 0 | L |       |
| 10/03        | at Packers  | P    | 4       | 3  | 1 | 0.0 | 0.0 | 2   | 5   | 0                | 0  | 0   | 0  | 0  | 0       | 0  | 0  | 0  | 0   | 0  | 0 | 0    | 0  | 0  | 0 | L |       |
| 10/10        | Broncos     | S    | 2       | 1  | 1 | 0.0 | 0.0 | 0   | 0   | 0                | 0  | 0   | 0  | 1  | 0       | 0  | 0  | 0  | 0   | 0  | 0 | 0    | 0  | 0  | 0 | W |       |
| 10/17        | Seahawks    | P    | 3       | 3  | 0 | 0.0 | 0.0 | 1   | 3   | 0                | 0  | 0   | 0  | 0  | 0       | 0  | 0  | 0  | 0   | 0  | 0 | 0    | 0  | 0  | 0 | W |       |
| 10/31        | at Browns   | P    | 4       | 3  | 1 | 0.0 | 0.0 | 0   | 0   | 0                | 0  | 0   | 0  | 0  | 0       | 0  | 0  | 0  | 0   | 0  | 0 | 0    | 0  | 0  | 0 | W |       |
| 11/08        | Bears       | P    | 4       | 4  | 0 | 0.0 | 0.0 | 0   | 0   | 0                | 0  | 0   | 0  | 0  | 0       | 0  | 0  | 0  | 0   | 0  | 0 | 0    | 0  | 0  | 0 | W |       |
| 11/14        | Lions       | P    | 0       | 0  | 0 | 0.0 | 0.0 | 0   | 0   | 0                | 0  | 0   | 0  | 0  | 0       | 0  | 0  | 0  | 0   | 0  | 0 | 0    | 0  | 0  | 0 | T |       |
| 11/21        | at Chargers | P    | 3       | 3  | 0 | 0.0 | 0.0 | 0   | 0   | 1                | 0  | 0   | 0  | 0  | 0       | 0  | 0  | 0  | 0   | 0  | 0 | 0    | 0  | 0  | 0 | L |       |
| 11/28        | at Bengals  | P    | 6       | 3  | 3 | 0.0 | 0.0 | 0   | 0   | 0                | 0  | 0   | 0  | 0  | 0       | 0  | 0  | 0  | 0   | 0  | 0 | 0    | 0  | 0  | 0 | L |       |
| 12/05        | Ravens      | P    | 2       | 1  | 1 | 0.0 | 0.0 | 0   | 0   | 0                | 0  | 0   | 0  | 0  | 0       | 0  | 0  | 0  | 0   | 0  | 0 | 0    | 0  | 0  | 0 | W |       |
| 12/09        | at Vikings  | P    | 1       | 1  | 0 | 0.0 | 0.0 | 0   | 0   | 0                | 0  | 0   | 0  | 0  | 0       | 0  | 0  | 0  | 0   | 0  | 0 | 0    | 0  | 0  | 0 | L |       |
| 12/19        | Titans      | P    | 5       | 5  | 0 | 0.0 | 0.0 | 0   | 0   | 0                | 0  | 0   | 0  | 0  | 1       | 0  | 0  | 0  | 0   | 0  | 0 | 0    | 0  | 0  | 0 | W |       |
| 12/26        | at Chiefs   | S    | 4       | 3  | 1 | 0.0 | 0.0 | 0   | 0   | 0                | 0  | 0   | 0  | 0  | 0       | 0  | 0  | 0  | 0   | 0  | 0 | 0    | 0  | 0  | 0 | L |       |
| 01/03        | Browns      |      |         |    |   |     |     |     |     | RESERVE/COVID-19 |    |     |    |    |         |    |    |    |     |    |   |      |    |    | W |   |       |
| 01/09        | at Ravens   | P    | 4       | 4  | 0 | 0.0 | 0.0 | 1   | 5   | 1                | 0  | 0   | 0  | 0  | 0       | 0  | 0  | 0  | 0   | 0  | 0 | 0    | 0  | 0  | 0 | W |       |
| 2021 TOTALS  |             | 16-2 | 46      | 37 | 9 | 0.0 | 0.0 | 5   | 15  | 2                | 0  | 0   | 0  | 0  | 1       | 0  | 0  | 0  | 0   | 1  | 1 | 0    | 0  | 0  | 0 | 0 | 9-7-1 |
| + = Overtime |             |      |         |    |   |     |     |     |     |                  |    |     |    |    |         |    |    |    |     |    |   |      |    |    |   |   |       |


+ - Overtime

2021 GAME-BY-GAME POSTSEASON STATISTICS (STEELERS)

| DATE        | OPPONENT  | P/S | TACKLES |   |   |     |     |     |     | INTERCEPTIONS |    |     |    | O. FUMB |    |    |    | ST |     |    |   | MISC |    | SCORE |    |     |       |
|-------------|-----------|-----|---------|---|---|-----|-----|-----|-----|---------------|----|-----|----|---------|----|----|----|----|-----|----|---|------|----|-------|----|-----|-------|
|             |           |     | TK      | S | A | SK  | YDS | TFL | YDS | QBH           | NO | YDS | LG | TD      | PD | FF | FR | TD | YDS | TK | S | A    | FF |       | FR | S   | A     |
| 01/16       | at Chiefs | P   | 0       | 0 | 0 | 0.0 | 0.0 | 0   | 0   | 0             | 0  | 0   | 0  | 0       | 0  | 0  | 0  | 0  | 1   | 0  | 1 | 0    | 0  | 0     | 0  | L   | 21-42 |
| 2021 TOTALS |           |     | 1-0     | 0 | 0 | 0.0 | 0.0 | 0   | 0   | 0             | 0  | 0   | 0  | 0       | 0  | 0  | 0  | 0  | 1   | 0  | 1 | 0    | 0  | 0     | 0  | 0-1 |       |

2017 GAME-BY-GAME POSTSEASON STATISTICS (SAINTS)

|             |            |     | TACKLES |   |   |     |     |     |     |     | INTERCEPTIONS |     |    |    |    |    | O. FUMB |    |     | ST |   |   | MISC |    |   |   |     |       |
|-------------|------------|-----|---------|---|---|-----|-----|-----|-----|-----|---------------|-----|----|----|----|----|---------|----|-----|----|---|---|------|----|---|---|-----|-------|
| DATE        | OPPONENT   | P/S | TK      | S | A | SK  | YDS | TFL | YDS | QBH | NO            | YDS | LG | TD | PD | FF | FR      | TD | YDS | TK | S | A | FF   | FR | S | A | W/L | SCORE |
| 01/07       | Panthers   | P   | 0       | 0 | 0 | 0.0 | 0.0 | 0   | 0   | 0   | 0             | 0   | 0  | 0  | 0  | 0  | 0       | 0  | 0   | 0  | 0 | 0 | 0    | 0  | 0 | 0 | W   | 31-26 |
| 01/14       | at Vikings | P   | 0       | 0 | 0 | 0.0 | 0.0 | 0   | 0   | 0   | 0             | 0   | 0  | 0  | 0  | 0  | 0       | 0  | 0   | 0  | 0 | 0 | 0    | 0  | 0 | 0 | L   | 24-29 |
| 2017 TOTALS |            | 2-0 | 0       | 0 | 0 | 0.0 | 0.0 | 0   | 0   | 0   | 0             | 0   | 0  | 0  | 0  | 0  | 0       | 0  | 0   | 0  | 0 | 0 | 0    | 0  | 0 | 0 | 1-1 |       |



14

RAY-RAY MCCLOUD

WIDE RECEIVER

HEIGHT: 5-9

WEIGHT: 190

COLLEGE: Clemson

BORN: Oct. 15, 1996 (25)

BIRTHPLACE Tampa, FL

HOW ACQUIRED: FA '20

NFL EXPERIENCE: 4th year

RAY-RAY MCCLOUD'S NFL REGULAR SEASON RUSHING/RECEIVING STATISTICS

| DATE       | TEAM     | GP | GS | RECEIVING |      |      |    | TD | RUSHING |      |      |    | TD |
|------------|----------|----|----|-----------|------|------|----|----|---------|------|------|----|----|
|            |          |    |    | NO.       | YDS. | AVG. | LG |    | NO.     | YDS. | AVG. | LG |    |
| 2018       | Bills    | 10 | 1  | 5         | 36   | 7.2  | 16 | 0  | 2       | 4    | 2.0  | 7  | 0  |
| 2019       | Panthers | 6  | 0  | 0         | 0    | 0.0  | 0  | 0  | 0       | 0    | 0.0  | 0  | 0  |
| 2020       | Steelers | 16 | 2  | 20        | 77   | 3.9  | 13 | 0  | 4       | 65   | 16.3 | 58 | 0  |
| 2021       | Steelers | 16 | 5  | 39        | 277  | 7.1  | 24 | 0  | 2       | 15   | 7.5  | 10 | 0  |
| NFL TOTALS |          | 48 | 8  | 64        | 390  | 6.1  | 24 | 0  | 8       | 84   | 10.5 | 58 | 0  |

RAY-RAY MCCLOUD'S NFL POSTSEASON RUSHING/RECEIVING STATISTICS

| DATE       | TEAM     | GP | GS | RECEIVING |      |      |    | TD | RUSHING |      |      |    | TD |
|------------|----------|----|----|-----------|------|------|----|----|---------|------|------|----|----|
|            |          |    |    | NO.       | YDS. | AVG. | LG |    | NO.     | YDS. | AVG. | LG |    |
| 2021       | Steelers | 1  | 0  | 2         | 20   | 10.0 | 12 | 0  | 0       | 0    | 0.0  | 0  | 0  |
| NFL TOTALS |          | 1  | 0  | 2         | 20   | 10.0 | 12 | 0  | 0       | 0    | 0.0  | 0  | 0  |

RAY-RAY MCCLOUD'S NFL REGULAR SEASON RETURN STATISTICS

| DATE       | TEAM     | RET. | KICKOFF RETURNS |      |    |     | TD | PUNT RETURNS |      |      |      | TD |   |
|------------|----------|------|-----------------|------|----|-----|----|--------------|------|------|------|----|---|
|            |          |      | YDS.            | AVG. | LG | NO. |    | FC           | YDS. | AVG. | LG   |    |   |
| 2018       | Bills    | 1    | 18              | 18.0 | 18 | 0   | 0  | 4            | 2    | 20   | 5.0  | 13 | 0 |
| 2019       | Panthers | 8    | 174             | 21.8 | 31 | 0   | 0  | 10           | 7    | 82   | 8.2  | 39 | 0 |
| 2020       | Steelers | 28   | 646             | 23.1 | 49 | 0   | 0  | 29           | 19   | 298  | 10.3 | 57 | 0 |
| 2021       | Steelers | 35   | 776             | 22.2 | 40 | 0   | 0  | 38           | 12   | 367  | 9.7  | 23 | 0 |
| NFL TOTALS |          | 72   | 1,614           | 22.4 | 49 | 0   | 0  | 81           | 40   | 767  | 9.5  | 57 | 0 |

RAY-RAY MCCLOUD'S NFL POSTSEASON RETURN STATISTICS

| DATE       | TEAM     | RET. | KICKOFF RETURNS |      |    |     | TD | PUNT RETURNS |      |      |     | TD |   |
|------------|----------|------|-----------------|------|----|-----|----|--------------|------|------|-----|----|---|
|            |          |      | YDS.            | AVG. | LG | NO. |    | FC           | YDS. | AVG. | LG  |    |   |
| 2021       | Steelers | 3    | 66              | 22.0 | 29 | 0   | 0  | 2            | 2    | 13   | 6.5 | 8  | 0 |
| NFL TOTALS |          | 3    | 66              | 22.0 | 29 | 0   | 0  | 2            | 2    | 13   | 6.5 | 8  | 0 |

SINGLE-GAME HIGHS: RUSHING/RECEIVING

Rush Attempts

2 at Pittsburgh Steelers, Oct 11, 2020  
1 at Jacksonville Jaguars, Nov 22, 2020  
...3 more at 1.

Rushing Yards

63 vs. Philadelphia Eagles, Oct 11, 2020  
10 at Cleveland Browns, Oct 31, 2021

Longest Runs

58 vs. Philadelphia Eagles, Oct 11, 2020  
10 at Cleveland Browns, Oct 31, 2021

Receptions

9 vs. Detroit Lions, Nov 14, 2021  
6 at Minnesota Vikings, Dec 09, 2021

Receiving Yards

63 vs. Detroit Lions, Nov 14, 2021  
37 at Baltimore Ravens, Jan 09, 2022

Longest Receptions

24 vs. Cincinnati Bengals, Sep 26, 2021  
20 at Baltimore Ravens, Jan 09, 2022

All-Purpose Yards

152 vs. Detroit Lions, Nov 14, 2021  
132 at Baltimore Ravens, Jan 09, 2022

Kickoff Returns

4 vs. Las Vegas Raiders, Sep 19, 2021  
4 vs. Indianapolis Colts, Dec 27, 2020

Kickoff Return Yards

99 at Green Bay Packers, Oct 03, 2021  
92 vs. Las Vegas Raiders, Sep 19, 2021

Longest Kickoff Return

49 vs. Denver Broncos, Sep 20, 2020  
40 at Green Bay Packers, Oct 03, 2021

Fair Catches

3 vs. Denver Broncos, Oct 10, 2021  
3 vs. Washington Football Team, Dec 07, 2020  
...1 more at 3.

Punt Return Yards

83 at Tennessee Titans, Oct 25, 2020  
60 vs. Cincinnati Bengals, Nov 15, 2020

Longest Punt Return

57 at Tennessee Titans, Oct 25, 2020  
42 vs. Cincinnati Bengals, Nov 15, 2020

Punt Returns

6 vs. Detroit Lions, Nov 14, 2021  
5 vs. Cleveland Browns, Jan 03, 2022

Receiving Average

11.0 vs. Cincinnati Bengals, Sep 26, 2021  
9.3 at Baltimore Ravens, Jan 09, 2022

Punt Return Average

27.7 at Tennessee Titans, Oct 25, 2020  
15.0 vs. Cincinnati Bengals, Nov 15, 2020

Kickoff Return Average

33.0 at Green Bay Packers, Oct 03, 2021  
24.3 vs. Seattle Seahawks, Oct 17, 2021

2021 PITTSBURGH STEELERS

182

UPDATED PLAYER BIOS

SINGLE-GAME HIGHS - POSTSEASON: RUSHING/RECEIVING


|                      |  |                        |  |
|----------------------|--|------------------------|--|
| Receptions           | 2 at Kansas City Chiefs, Jan 16, 2022  | Longest Kickoff Return | 29 at Kansas City Chiefs, Jan 16, 2022   |
| Receiving Yards      | 20 at Kansas City Chiefs, Jan 16, 2022 |                        | 23 at Kansas City Chiefs, Jan 16, 2022   |
| Longest Receptions   | 12 at Kansas City Chiefs, Jan 16, 2022 |                        | 14 at Kansas City Chiefs, Jan 16, 2022   |
|                      | 8 at Kansas City Chiefs, Jan 16, 2022  | Fair Catches           | 2 at Kansas City Chiefs, Jan 16, 2022    |
| All-Purpose Yards    | 99 at Kansas City Chiefs, Jan 16, 2022 | Punt Return Yards      | 13 at Kansas City Chiefs, Jan 16, 2022   |
| Kickoff Returns      | 3 at Kansas City Chiefs, Jan 16, 2022  | Longest Punt Return    | 8 at Kansas City Chiefs, Jan 16, 2022    |
| Kickoff Return Yards | 66 at Kansas City Chiefs, Jan 16, 2022 |                        | 5 at Kansas City Chiefs, Jan 16, 2022    |
|                      |  | Punt Returns           | 2 at Kansas City Chiefs, Jan 16, 2022    |
|                      |  | Kickoff Return Average | 22.0 at Kansas City Chiefs, Jan 16, 2022 |

2021 GAME-BY-GAME REGULAR-SEASON STATISTICS (STEELERS)

| DATE         | OPPONENT    | P/S  | RECEIVING |      |      |    |                  | RUSHING |      |      |    |    | W/L/T | SCORE  |
|--------------|-------------|------|-----------|------|------|----|------------------|---------|------|------|----|----|-------|--------|
|              |             |      | NO.       | YDS. | AVG. | LG | TD               | NO.     | YDS. | AVG. | LG | TD |       |        |
| 09/12        | at Bills    | P    | 0         | 0    | 0.0  | 0  | 0                | 0       | 0    | 0.0  | 0  | 0  | W     | 23-16  |
| 09/19        | Raiders     | P    | 0         | 0    | 0.0  | 0  | 0                | 0       | 0    | 0.0  | 0  | 0  | L     | 17-26  |
| 09/26        | Bengals     | P    | 3         | 33   | 11.0 | 24 | 0                | 0       | 0    | 0.0  | 0  | 0  | L     | 10-24  |
| 10/03        | at Packers  | P    | 1         | 2    | 2.0  | 2  | 0                | 0       | 0    | 0.0  | 0  | 0  | L     | 17-27  |
| 10/10        | Broncos     | P    | 1         | 1    | 1.0  | 1  | 0                | 0       | 0    | 0.0  | 0  | 0  | W     | 27-19  |
| 10/17        | Seahawks    | P    | 2         | 18   | 9.0  | 15 | 0                | 0       | 0    | 0.0  | 0  | 0  | W     | 23-20+ |
| 10/31        | at Browns   | S    | 0         | 0    | 0.0  | 0  | 0                | 1       | 10   | 10.0 | 10 | 0  | W     | 15-10  |
| 11/08        | Bears       | P    | 1         | 12   | 12.0 | 12 | 0                | 0       | 0    | 0.0  | 0  | 0  | W     | 29-27  |
| 11/14        | Lions       | S    | 9         | 63   | 7.0  | 17 | 0                | 0       | 0    | 0.0  | 0  | 0  | T     | 16-16  |
| 11/21        | at Chargers | P    | 2         | 12   | 6.0  | 8  | 0                | 1       | 5    | 5.0  | 5  | 0  | L     | 37-41  |
| 11/28        | at Bengals  |      |           |      |      |    | RESERVE/COVID-19 |         |      |      |    |    | L     | 10-41  |
| 12/05        | Ravens      | P    | 1         | 7    | 7.0  | 7  | 0                | 0       | 0    | 0.0  | 0  | 0  | W     | 20-19  |
| 12/09        | at Vikings  | S    | 6         | 32   | 5.3  | 10 | 0                | 0       | 0    | 0.0  | 0  | 0  | L     | 28-36  |
| 12/19        | Titans      | P    | 1         | 0    | 0.0  | 0  | 0                | 0       | 0    | 0.0  | 0  | 0  | W     | 19-13  |
| 12/26        | at Chiefs   | S    | 4         | 25   | 6.3  | 17 | 0                | 0       | 0    | 0.0  | 0  | 0  | L     | 10-36  |
| 01/03        | Browns      | S    | 4         | 35   | 8.8  | 12 | 0                | 0       | 0    | 0.0  | 0  | 0  | W     | 26-14  |
| 01/09        | at Ravens   | P    | 4         | 37   | 9.3  | 20 | 0                | 0       | 0    | 0.0  | 0  | 0  | W     | 16-13+ |
| 2021 TOTALS  |             | 16-5 | 39        | 277  | 7.1  | 24 | 0                | 2       | 15   | 7.5  | 10 | 0  | 9-7-1 |        |
| + - Overtime |             |      |           |      |      |    |                  |         |      |      |    |    |       |        |

2021 GAME-BY-GAME POSTSEASON STATISTICS (STEELERS)

| DATE        | OPPONENT  | P/S | RECEIVING |      |      |    |    | RUSHING |      |      |    |    | W/L | SCORE |
|-------------|-----------|-----|-----------|------|------|----|----|---------|------|------|----|----|-----|-------|
|             |           |     | NO.       | YDS. | AVG. | LG | TD | NO.     | YDS. | AVG. | LG | TD |     |       |
| 01/16       | at Chiefs | P   | 2         | 20   | 10.0 | 12 | 0  | 0       | 0    | 0.0  | 0  | 0  | L   | 21-42 |
| 2021 TOTALS |           | 1-0 | 2         | 20   | 10.0 | 12 | 0  | 0       | 0    | 0.0  | 0  | 0  | 0-1 |       |



EST. 1933

STEELERS NATIONAL FOOTBALL LEAGUE

CRIBBLE TOWN

26

ANTHONY MCFARLAND JR.

RUNNING BACK

HEIGHT: 5-8

WEIGHT: 193

COLLEGE: Maryland

BORN: Mar. 4, 1999 (22)

BIRTHPLACE Hyattsville, MD

HOW ACQUIRED: D4a '20

NFL EXPERIENCE: 2nd year

ANTHONY MCFARLAND JR.'S NFL REGULAR SEASON RUSHING/RECEIVING STATISTICS

| DATE       | TEAM     | GP | GS | RUSHING |      |      |    |    | RECEIVING |      |      |    |    |
|------------|----------|----|----|---------|------|------|----|----|-----------|------|------|----|----|
|            |          |    |    | NO.     | YDS. | AVG. | LG | TD | NO.       | YDS. | AVG. | LG | TD |
| 2020       | Steelers | 11 | 0  | 33      | 113  | 3.4  | 20 | 0  | 6         | 54   | 9.0  | 17 | 0  |
| 2021       | Steelers | 2  | 0  | 3       | 3    | 1.0  | 3  | 0  | 1         | 11   | 11.0 | 11 | 0  |
| NFL TOTALS |          | 13 | 0  | 36      | 116  | 3.2  | 20 | 0  | 7         | 65   | 9.3  | 17 | 0  |

ANTHONY MCFARLAND JR.'S NFL POSTSEASON RUSHING/RECEIVING STATISTICS

| DATE       | TEAM     | GP | GS | RUSHING |      |      |    |    | RECEIVING |      |      |    |    |
|------------|----------|----|----|---------|------|------|----|----|-----------|------|------|----|----|
|            |          |    |    | NO.     | YDS. | AVG. | LG | TD | NO.       | YDS. | AVG. | LG | TD |
| 2020       | Steelers | 0  | 0  | 0       | 0    | 0.0  | 0  | 0  | 0         | 0    | 0.0  | 0  | 0  |
| 2021       | Steelers | 0  | 0  | 0       | 0    | 0.0  | 0  | 0  | 0         | 0    | 0.0  | 0  | 0  |
| NFL TOTALS |          | 0  | 0  | 0       | 0    | 0.0  | 0  | 0  | 0         | 0    | 0.0  | 0  | 0  |

ANTHONY MCFARLAND JR.'S NFL REGULAR SEASON RETURN STATISTICS

| KICKOFF RETURNS |          |      |      |      |    |    | PUNT RETURNS |    |      |      |    |    |
|-----------------|----------|------|------|------|----|----|--------------|----|------|------|----|----|
| DATE            | TEAM     | RET. | YDS. | AVG. | LG | TD | NO.          | FC | YDS. | AVG. | LG | TD |
| 2020            | Steelers | 0    | 0    | 0.0  | 0  | 0  | 0            | 0  | 0    | 0.0  | 0  | 0  |
| 2021            | Steelers | 3    | 73   | 24.3 | 25 | 0  | 0            | 0  | 0    | 0.0  | 0  | 0  |
| NFL TOTALS      |          | 3    | 73   | 24.3 | 25 | 0  | 0            | 0  | 0    | 0.0  | 0  | 0  |

ANTHONY MCFARLAND JR.'S NFL POSTSEASON RETURN STATISTICS

| KICKOFF RETURNS |          |      |      |      |    |    | PUNT RETURNS |    |      |      |    |    |
|-----------------|----------|------|------|------|----|----|--------------|----|------|------|----|----|
| DATE            | TEAM     | RET. | YDS. | AVG. | LG | TD | NO.          | FC | YDS. | AVG. | LG | TD |
| 2020            | Steelers | 0    | 0    | 0.0  | 0  | 0  | 0            | 0  | 0    | 0.0  | 0  | 0  |
| 2021            | Steelers | 0    | 0    | 0.0  | 0  | 0  | 0            | 0  | 0    | 0.0  | 0  | 0  |
| NFL TOTALS      |          | 0    | 0    | 0.0  | 0  | 0  | 0            | 0  | 0    | 0.0  | 0  | 0  |

SINGLE-GAME HIGHS: RUSHING/RECEIVING

- Rush Attempts
- 6 vs. Houston Texans, Sep 27, 2020  
5 at Cleveland Browns, Jan 03, 2021
- Rushing Yards
- 42 vs. Houston Texans, Sep 27, 2020  
17 at Cleveland Browns, Jan 03, 2021
- Longest Runs
- 20 vs. Houston Texans, Sep 27, 2020  
11 vs. Houston Texans, Sep 27, 2020
- Receptions
- 2 at Dallas Cowboys, Nov 08, 2020  
1 at Cincinnati Bengals, Dec 21, 2020  
...3 more at 1.
- Receiving Yards
- 17 vs. Baltimore Ravens, Dec 02, 2020  
15 at Dallas Cowboys, Nov 08, 2020
- Longest Receptions
- 17 vs. Baltimore Ravens, Dec 02, 2020  
11 at Cincinnati Bengals, Nov 28, 2021

- All-Purpose Yards
- 75 at Cincinnati Bengals, Nov 28, 2021  
49 vs. Houston Texans, Sep 27, 2020
- Kickoff Returns
- 3 at Cincinnati Bengals, Nov 28, 2021
- Kickoff Return Yards
- 73 at Cincinnati Bengals, Nov 28, 2021
- Longest Kickoff Return
- 25 at Cincinnati Bengals, Nov 28, 2021  
24 at Cincinnati Bengals, Nov 28, 2021  
...1 more at 24.
- Kickoff Return Average
- 24.3 at Cincinnati Bengals, Nov 28, 2021

2021 GAME-BY-GAME REGULAR-SEASON STATISTICS (STEELERS)

|              |             |     | RUSHING |      |      |    |    | RECEIVING                               |      |      |    |    | W/L/T | SCORE  |
|--------------|-------------|-----|---------|------|------|----|----|---|------|------|----|----|-------|--------|
| DATE         | OPPONENT    | P/S | NO.     | YDS. | AVG. | LG | TD | NO.                                     | YDS. | AVG. | LG | TD |       |        |
| 09/12        | at Bills    |     |         |      |      |    |    | INJURED RESERVE                         |      |      |    |    | W     | 23-16  |
| 09/19        | Raiders     |     |         |      |      |    |    | INJURED RESERVE                         |      |      |    |    | L     | 17-26  |
| 09/26        | Bengals     |     |         |      |      |    |    | INJURED RESERVE                         |      |      |    |    | L     | 10-24  |
| 10/03        | at Packers  |     |         |      |      |    |    | INJURED RESERVE                         |      |      |    |    | L     | 17-27  |
| 10/10        | Broncos     |     |         |      |      |    |    | INJURED RESERVE                         |      |      |    |    | W     | 27-19  |
| 10/17        | Seahawks    |     |         |      |      |    |    | INJURED RESERVE - DESIGNATED FOR RETURN |      |      |    |    | W     | 23-20+ |
| 10/31        | at Browns   | P   | 1       | 1    | 1.0  | 1  | 0  | 0                                       | 0    | 0.0  | 0  | 0  | W     | 15-10  |
| 11/08        | Bears       |     |         |      |      |    |    | ON INACTIVE LIST                        |      |      |    |    | W     | 29-27  |
| 11/14        | Lions       |     |         |      |      |    |    | ON INACTIVE LIST                        |      |      |    |    | T     | 16-16  |
| 11/21        | at Chargers |     |         |      |      |    |    | ON INACTIVE LIST                        |      |      |    |    | L     | 37-41  |
| 11/28        | at Bengals  | P   | 2       | 2    | 1.0  | 3  | 0  | 1                                       | 11   | 11.0 | 11 | 0  | L     | 10-41  |
| 12/05        | Ravens      |     |         |      |      |    |    | ON INACTIVE LIST                        |      |      |    |    | W     | 20-19  |
| 12/09        | at Vikings  |     |         |      |      |    |    | INACTIVE                                |      |      |    |    | L     | 28-36  |
| 12/19        | Titans      |     |         |      |      |    |    | ON INACTIVE LIST                        |      |      |    |    | W     | 19-13  |
| 12/26        | at Chiefs   |     |         |      |      |    |    | RESERVE/COVID-19                        |      |      |    |    | L     | 10-36  |
| 01/03        | Browns      |     |         |      |      |    |    | RESERVE/COVID-19                        |      |      |    |    | W     | 26-14  |
| 01/09        | at Ravens   |     |         |      |      |    |    | ON INACTIVE LIST                        |      |      |    |    | W     | 16-13+ |
| 2021 TOTALS  |             | 2-0 | 3       | 3    | 1.0  | 3  | 0  | 1                                       | 11   | 11.0 | 11 | 0  | 9-7-1 |        |
| + - Overtime |             |     |         |      |      |    |    |   |      |      |    |    |       |        |

2021 GAME-BY-GAME POSTSEASON STATISTICS (STEELERS)

|             |           |     | RUSHING |      |      |    |    | RECEIVING |      |      |    |    | W/L | SCORE |
|-------------|-----------|-----|---------|------|------|----|----|-----------|------|------|----|----|-----|-------|
| DATE        | OPPONENT  | P/S | NO.     | YDS. | AVG. | LG | TD | NO.       | YDS. | AVG. | LG | TD |     |       |
| 01/16       | at Chiefs |     |         |      |      |    |    | INACTIVE  |      |      |    |    | L   | 21-42 |
| 2021 TOTALS |           | 0-0 | 0       | 0    | 0.0  | 0  | 0  | 0         | 0    | 0.0  | 0  | 0  | 0-1 |       |

2020 GAME-BY-GAME POSTSEASON STATISTICS (STEELERS)

|             |          |     | RUSHING |      |      |    |    | RECEIVING        |      |      |    |    | W/L | SCORE |
|-------------|----------|-----|---------|------|------|----|----|------------------|------|------|----|----|-----|-------|
| DATE        | OPPONENT | P/S | NO.     | YDS. | AVG. | LG | TD | NO.              | YDS. | AVG. | LG | TD |     |       |
| 01/10       | Browns   |     |         |      |      |    |    | ON INACTIVE LIST |      |      |    |    | L   | 37-48 |
| 2020 TOTALS |          | 0-0 | 0       | 0    | 0.0  | 0  | 0  | 0                | 0    | 0.0  | 0  | 0  | 0-1 |       |





HENRY MONDEAUX

DEFENSIVE END

(Mahn-doe)

HEIGHT: 6-4      BIRTHPLACE: Portland, OR

WEIGHT: 280      HOW ACQUIRED: FA '19

COLLEGE: Oregon      NFL EXPERIENCE: 2nd year

BORN: Sep. 19, 1995 (26)

HENRY MONDEAUX'S NFL REGULAR SEASON DEFENSIVE STATISTICS

| TACKLES    |          |    |    |    |   |    |     |     |     | INTERCEPTIONS |    |     |    |    |    | O. FUMB |    |    |     | ST |   |   |    | MISC |    |   |   |
|------------|----------|----|----|----|---|----|-----|-----|-----|---------------|----|-----|----|----|----|---------|----|----|-----|----|---|---|----|------|----|---|---|
| DATE       | TEAM     | GP | GS | TK | S | A  | TFL | YDS | SK  | QBH           | NO | YDS | LG | TD | PD | FF      | FR | TD | YDS | TK | S | A | FF | FR   | TD | S | A |
| 2019       | Steelers | 0  | 0  | 0  | 0 | 0  | 0   | 0.0 | 0.0 | 0             | 0  | 0   | 0  | 0  | 0  | 0       | 0  | 0  | 0   | 0  | 0 | 0 | 0  | 0    | 0  | 0 | 0 |
| 2020       | Steelers | 11 | 0  | 4  | 2 | 2  | 1   | 1   | 0.0 | 0.0           | 2  | 0   | 0  | 0  | 0  | 0       | 0  | 0  | 0   | 1  | 1 | 0 | 0  | 0    | 0  | 0 | 0 |
| 2021       | Steelers | 15 | 2  | 16 | 6 | 10 | 2   | 9   | 2.0 | 9.0           | 2  | 0   | 0  | 0  | 0  | 0       | 1  | 0  | 0   | 0  | 0 | 0 | 0  | 0    | 0  | 0 | 0 |
| NFL TOTALS |          | 26 | 2  | 20 | 8 | 12 | 3   | 10  | 2.0 | 9.0           | 4  | 0   | 0  | 0  | 0  | 0       | 1  | 0  | 0   | 1  | 1 | 0 | 0  | 0    | 0  | 0 | 0 |

HENRY MONDEAUX'S NFL POSTSEASON DEFENSIVE STATISTICS

|            |          | TACKLES |    |    |   |   |     |     |     |     |     | INTERCEPTIONS |     |    |    |    | O. FUMB |    |    |     | ST |   |   |    | MISC |    |   |   |
|------------|----------|---------|----|----|---|---|-----|-----|-----|-----|-----|---------------|-----|----|----|----|---------|----|----|-----|----|---|---|----|------|----|---|---|
| DATE       | TEAM     | GP      | GS | TK | S | A | TFL | YDS | SK  | YDS | QBH | NO            | YDS | LG | TD | PD | FF      | FR | TD | YDS | TK | S | A | FF | FR   | TD | S | A |
| 2018       | Saints   | 0       | 0  | 0  | 0 | 0 | 0   | 0.0 | 0.0 | 0.0 | 0   | 0             | 0   | 0  | 0  | 0  | 0       | 0  | 0  | 0   | 0  | 0 | 0 | 0  | 0    | 0  | 0 | 0 |
| 2020       | Steelers | 1       | 0  | 0  | 0 | 0 | 0   | 0.0 | 0.0 | 0.0 | 0   | 0             | 0   | 0  | 0  | 0  | 0       | 0  | 0  | 0   | 0  | 0 | 0 | 0  | 0    | 0  | 0 | 0 |
| 2021       | Steelers | 1       | 0  | 1  | 0 | 1 | 0   | 0   | 0.0 | 0.0 | 0   | 0             | 0   | 0  | 0  | 0  | 0       | 0  | 0  | 0   | 0  | 0 | 0 | 0  | 0    | 0  | 0 | 0 |
| NFL TOTALS |          | 2       | 0  | 1  | 0 | 1 | 0   | 0   | 0.0 | 0.0 | 0   | 0             | 0   | 0  | 0  | 0  | 0       | 0  | 0  | 0   | 0  | 0 | 0 | 0  | 0    | 0  | 0 | 0 |

SINGLE-GAME HIGHS: DEFENSIVE

- Total Tackles      2 vs. Cleveland Browns, Jan 03, 2022  
2 vs. Tennessee Titans, Dec 19, 2021  
...4 more at 2.
- Tackles For Loss      1 vs. Cleveland Browns, Jan 03, 2022  
1 vs. Denver Broncos, Oct 10, 2021  
...1 more at 1.
- Sacks      1.0 vs. Cleveland Browns, Jan 03, 2022  
1.0 vs. Denver Broncos, Oct 10, 2021
- Special Teams Tackles      1 vs. Indianapolis Colts, Dec 27, 2020

2021 GAME-BY-GAME REGULAR-SEASON STATISTICS (STEELERS)

| DATE         | OPPONENT    | P/S  | TACKLES |   |    |     |     |     |     | INTERCEPTIONS  |    |     |    |    | O. FUMB |    |    | ST |     |    | MISC |   | W/L | SCORE |       |        |       |
|--------------|-------------|------|---------|---|----|-----|-----|-----|-----|----------------|----|-----|----|----|---------|----|----|----|-----|----|------|---|-----|-------|-------|--------|-------|
|              |             |      | TK      | S | A  | SK  | YDS | TFL | YDS | QBH            | NO | YDS | LG | TD | PD      | FF | FR | TD | YDS | TK | S    | A |     |       | FF    | FR     | S     |
| 09/12        | at Bills    |      |         |   |    |     |     |     |     | PRACTICE SQUAD |    |     |    |    |         |    |    |    |     |    |      |   |     |       |       | W      | 23-16 |
| 09/19        | Raiders     |      |         |   |    |     |     |     |     | DID NOT PLAY   |    |     |    |    |         |    |    |    |     |    |      |   |     |       |       | L      | 17-26 |
| 09/26        | Bengals     | P    | 0       | 0 | 0  | 0.0 | 0.0 | 0   | 0   | 0              | 0  | 0   | 0  | 0  | 0       | 0  | 0  | 0  | 0   | 0  | 0    | 0 | 0   | 0     | L     | 10-24  |       |
| 10/03        | at Packers  | P    | 1       | 0 | 1  | 0.0 | 0.0 | 0   | 0   | 0              | 0  | 0   | 0  | 0  | 0       | 0  | 0  | 0  | 0   | 0  | 0    | 0 | 0   | 0     | L     | 17-27  |       |
| 10/10        | Broncos     | P    | 1       | 1 | 0  | 1.0 | 8.0 | 1   | 8   | 1              | 0  | 0   | 0  | 0  | 0       | 0  | 0  | 0  | 0   | 0  | 0    | 0 | 0   | 0     | W     | 27-19  |       |
| 10/17        | Seahawks    | P    | 0       | 0 | 0  | 0.0 | 0.0 | 0   | 0   | 0              | 0  | 0   | 0  | 0  | 0       | 0  | 0  | 0  | 0   | 0  | 0    | 0 | 0   | 0     | W     | 23-20+ |       |
| 10/31        | at Browns   | P    | 1       | 0 | 1  | 0.0 | 0.0 | 0   | 0   | 0              | 0  | 0   | 0  | 0  | 0       | 0  | 0  | 0  | 0   | 0  | 0    | 0 | 0   | 0     | W     | 15-10  |       |
| 11/08        | Bears       | P    | 2       | 1 | 1  | 0.0 | 0.0 | 0   | 0   | 0              | 0  | 0   | 0  | 0  | 0       | 0  | 0  | 0  | 0   | 0  | 0    | 0 | 0   | 0     | W     | 29-27  |       |
| 11/14        | Lions       | P    | 0       | 0 | 0  | 0.0 | 0.0 | 0   | 0   | 0              | 0  | 0   | 0  | 0  | 0       | 0  | 0  | 0  | 0   | 0  | 0    | 0 | 0   | 0     | T     | 16-16  |       |
| 11/21        | at Chargers | P    | 0       | 0 | 0  | 0.0 | 0.0 | 0   | 0   | 0              | 0  | 0   | 0  | 0  | 0       | 0  | 0  | 0  | 0   | 0  | 0    | 0 | 0   | 0     | L     | 37-41  |       |
| 11/28        | at Bengals  | S    | 2       | 0 | 2  | 0.0 | 0.0 | 0   | 0   | 0              | 0  | 0   | 0  | 0  | 0       | 0  | 0  | 0  | 0   | 0  | 0    | 0 | 0   | 0     | L     | 10-41  |       |
| 12/05        | Ravens      | P    | 2       | 1 | 1  | 0.0 | 0.0 | 0   | 0   | 0              | 0  | 0   | 0  | 0  | 0       | 0  | 0  | 0  | 0   | 0  | 0    | 0 | 0   | 0     | W     | 20-19  |       |
| 12/09        | at Vikings  | P    | 1       | 1 | 0  | 0.0 | 0.0 | 0   | 0   | 0              | 0  | 0   | 0  | 0  | 0       | 0  | 0  | 0  | 0   | 0  | 0    | 0 | 0   | 0     | L     | 28-36  |       |
| 12/19        | Titans      | S    | 2       | 0 | 2  | 0.0 | 0.0 | 0   | 0   | 0              | 0  | 0   | 0  | 0  | 0       | 0  | 0  | 0  | 0   | 0  | 0    | 0 | 0   | 0     | W     | 19-13  |       |
| 12/26        | at Chiefs   | P    | 1       | 0 | 1  | 0.0 | 0.0 | 0   | 0   | 0              | 0  | 0   | 0  | 0  | 0       | 0  | 0  | 0  | 0   | 0  | 0    | 0 | 0   | 0     | L     | 10-36  |       |
| 01/03        | Browns      | P    | 2       | 2 | 0  | 1.0 | 1.0 | 1   | 1   | 1              | 0  | 0   | 0  | 0  | 0       | 0  | 0  | 0  | 0   | 0  | 0    | 0 | 0   | 0     | W     | 26-14  |       |
| 01/09        | at Ravens   | P    | 1       | 0 | 1  | 0.0 | 0.0 | 0   | 0   | 0              | 0  | 0   | 0  | 0  | 0       | 1  | 0  | 0  | 0   | 0  | 0    | 0 | 0   | 0     | W     | 16-13+ |       |
| 2021 TOTALS  |             | 15-2 | 16      | 6 | 10 | 2.0 | 9.0 | 2   | 9   | 2              | 0  | 0   | 0  | 0  | 0       | 1  | 0  | 0  | 0   | 0  | 0    | 0 | 0   | 0     | 9-7-1 |        |       |
| + - Overtime |             |      |         |   |    |     |     |     |     |                |    |     |    |    |         |    |    |    |     |    |      |   |     |       |       |        |       |

2021 GAME-BY-GAME POSTSEASON STATISTICS (STEELERS)

| DATE        | OPPONENT  | P/S | TACKLES |   |   |     |     |     |     | INTERCEPTIONS |    |     |    |    | O. FUMB |    |    | ST |     |    | MISC |   | W/L | SCORE |    |     |       |
|-------------|-----------|-----|---------|---|---|-----|-----|-----|-----|---------------|----|-----|----|----|---------|----|----|----|-----|----|------|---|-----|-------|----|-----|-------|
|             |           |     | TK      | S | A | SK  | YDS | TFL | YDS | QBH           | NO | YDS | LG | TD | PD      | FF | FR | TD | YDS | TK | S    | A |     |       | FF | FR  | S     |
| 01/16       | at Chiefs | P   | 1       | 0 | 1 | 0.0 | 0.0 | 0   | 0   | 0             | 0  | 0   | 0  | 0  | 0       | 0  | 0  | 0  | 0   | 0  | 0    | 0 | 0   | 0     | 0  | L   | 21-42 |
| 2021 TOTALS |           | 1-0 | 1       | 0 | 1 | 0.0 | 0.0 | 0   | 0   | 0             | 0  | 0   | 0  | 0  | 0       | 0  | 0  | 0  | 0   | 0  | 0    | 0 | 0   | 0     | 0  | 0-1 |       |

2020 GAME-BY-GAME POSTSEASON STATISTICS (STEELERS)

|             |          | TACKLES |    |   |   |     |     |     | INTERCEPTIONS |     |    |     | O. FUMB |    |    | ST |    |    | MISC |    |   |   |    |    |   |   |     |       |
|-------------|----------|---------|----|---|---|-----|-----|-----|---------------|-----|----|-----|---------|----|----|----|----|----|------|----|---|---|----|----|---|---|-----|-------|
| DATE        | OPPONENT | P/S     | TK | S | A | SK  | YDS | TFL | YDS           | QBH | NO | YDS | LG      | TD | PD | FF | FR | TD | YDS  | TK | S | A | FF | FR | S | A | W/L | SCORE |
| 01/10       | Browns   | P       | 0  | 0 | 0 | 0.0 | 0.0 | 0   | 0             | 0   | 0  | 0   | 0       | 0  | 0  | 0  | 0  | 0  | 0    | 0  | 0 | 0 | 0  | 0  | 0 | 0 | L   | 37-48 |
| 2020 TOTALS |          | 1-0     | 0  | 0 | 0 | 0.0 | 0.0 | 0   | 0             | 0   | 0  | 0   | 0       | 0  | 0  | 0  | 0  | 0  | 0    | 0  | 0 | 0 | 0  | 0  | 0 | 0 | 0-1 |       |

2018 GAME-BY-GAME POSTSEASON STATISTICS (SAINTS)

|              |          |     | TACKLES |   |   |     |     |     |     |     | INTERCEPTIONS |     |    |    |    | O. FUMB |    |    | ST  |    |   | MISC |    |    |   |   |     |        |
|--------------|----------|-----|---------|---|---|-----|-----|-----|-----|-----|---------------|-----|----|----|----|---------|----|----|-----|----|---|------|----|----|---|---|-----|--------|
| DATE         | OPPONENT | P/S | TK      | S | A | SK  | YDS | TFL | YDS | QBH | NO            | YDS | LG | TD | PD | FF      | FR | TD | YDS | TK | S | A    | FF | FR | S | A | W/L | SCORE  |
| 01/13        | Eagles   |     |         |   |   |     |     |     |     |     |               |     |    |    |    |         |    |    |     |    |   |      |    |    |   |   | W   | 20-14  |
| 01/20        | Rams     |     |         |   |   |     |     |     |     |     |               |     |    |    |    |         |    |    |     |    |   |      |    |    |   |   | L   | 23-26+ |
| 2018 TOTALS  |          |     | 0       | 0 | 0 | 0.0 | 0.0 | 0   | 0   | 0   | 0             | 0   | 0  | 0  | 0  | 0       | 0  | 0  | 0   | 0  | 0 | 0    | 0  | 0  | 0 | 0 | 1-1 |        |
| + - Overtime |          |     |         |   |   |     |     |     |     |     |               |     |    |    |    |         |    |    |     |    |   |      |    |    |   |   |     |        |

### DAN MOORE JR.'S NFL REGULAR SEASON STATISTICS

| DATE       | TEAM     | GP | GS |
|------------|----------|----|----|
| 2021       | Steelers | 16 | 16 |
| NFL TOTALS |          | 16 | 16 |

### DAN MOORE JR.'S NFL POSTSEASON STATISTICS

| DATE       | TEAM     | GP | GS |
|------------|----------|----|----|
| 2021       | Steelers | 1  | 1  |
| NFL TOTALS |          | 1  | 1  |

## 2021 GAME-BY-GAME POSTSEASON STATISTICS (STEELERS)

[illegible]

## 2021 GAME-BY-GAME REGULAR-SEASON STATISTICS (STEELERS)

| DATE        | OPPONENT    | P/S | W/L/T | SCORE  |
|-------------|-------------|-----|-------|--------|
| 09/12       | at Bills    | S   | W     | 23-16  |
| 09/19       | Raiders     | S   | L     | 17-26  |
| 09/26       | Bengals     | S   | L     | 10-24  |
| 10/03       | at Packers  | S   | L     | 17-27  |
| 10/10       | Broncos     | S   | W     | 27-19  |
| 10/17       | Seahawks    | S   | W     | 23-20+ |
| 10/31       | at Browns   | S   | W     | 15-10  |
| 11/08       | Bears       | S   | W     | 29-27  |
| 11/14       | Lions       | S   | T     | 16-16  |
| 11/21       | at Chargers | S   | L     | 37-41  |
| 11/28       | at Bengals  | S   | L     | 10-41  |
| 12/05       | Ravens      | S   | W     | 20-19  |
| 12/09       | at Vikings  | S   | L     | 28-36  |
| 12/19       | Titans      | S   | W     | 19-13  |
| 12/26       | at Chiefs   | S   | L     | 10-36  |
| 01/03       | Browns      | S   | W     | 26-14  |
| 01/09       | at Ravens   |     | W     | 16-13+ |
| 2021 TOTALS | 16-16       |     | 9-7-1 |        |
| ± Overtime  |             |     |       |        |

## 2021 GAME-BY-GAME POSTSEASON STATISTICS (STEELERS)

| DATE               | OPPONENT  | P/S | W/L        | SCORE |
|--------------------|-----------|-----|------------|-------|
| 01/16              | at Chiefs | S   | L          | 21-42 |
| <b>2021 TOTALS</b> |           |     | <b>0-1</b> |       |



TRE NORWOOD'S NFL REGULAR SEASON DEFENSIVE STATISTICS

| DATE       | TEAM     | GP | GS | TACKLES |    |   |     |     |     |     | INTERCEPTIONS |    |     |    |    | O. FUMB |    |    | ST |     |    | MISC |   |    |    |   |   |
|------------|----------|----|----|---------|----|---|-----|-----|-----|-----|---------------|----|-----|----|----|---------|----|----|----|-----|----|------|---|----|----|---|---|
|            |          |    |    | TK      | S  | A | TFL | YDS | SK  | YDS | QBH           | NO | YDS | LG | TD | PD      | FF | FR | TD | YDS | TK | S    | A | FF | FR | S | A |
| 2021       | Steelers | 17 | 3  | 35      | 30 | 5 | 2   | 4   | 0.0 | 0.0 | 0             | 1  | 0   | 0  | 0  | 4       | 0  | 0  | 0  | 0   | 3  | 2    | 1 | 0  | 0  | 0 | 0 |
| NFL TOTALS |          | 17 | 3  | 35      | 30 | 5 | 2   | 4   | 0.0 | 0.0 | 0             | 1  | 0   | 0  | 0  | 4       | 0  | 0  | 0  | 0   | 3  | 2    | 1 | 0  | 0  | 0 | 0 |

TRE NORWOOD'S NFL POSTSEASON DEFENSIVE STATISTICS

|            |          | TACKLES |    |    |   |   |     |     |     |     |     | INTERCEPTIONS |     |    |    |    | O. FUMB |    |    |     | ST |   |   | MISC |    |   |   |
|------------|----------|---------|----|----|---|---|-----|-----|-----|-----|-----|---------------|-----|----|----|----|---------|----|----|-----|----|---|---|------|----|---|---|
| DATE       | TEAM     | GP      | GS | TK | S | A | TFL | YDS | SK  | YDS | QBH | NO            | YDS | LG | TD | PD | FF      | FR | TD | YDS | TK | S | A | FF   | FR | S | A |
| 2021       | Steelers | 1       | 0  | 2  | 0 | 2 | 0   | 0   | 0.0 | 0.0 | 0   | 0             | 0   | 0  | 0  | 2  | 0       | 0  | 0  | 0   | 0  | 0 | 0 | 0    | 0  | 0 | 0 |
| NFL TOTALS |          | 1       | 0  | 2  | 0 | 2 | 0   | 0   | 0.0 | 0.0 | 0   | 0             | 0   | 0  | 0  | 2  | 0       | 0  | 0  | 0   | 0  | 0 | 0 | 0    | 0  | 0 | 0 |

SINGLE-GAME HIGHS: DEFENSIVE

|                  |  |                       |  |
|------------------|--|-----------------------|--|
| Total Tackles    | 7 at Los Angeles Chargers, Nov 21, 2021<br>5 at Buffalo Bills, Sep 12, 2021                  | Interceptions         | 1 vs. Cleveland Browns, Jan 03, 2022<br>1 vs. Baltimore Ravens, Dec 05, 2021 |
| Passes Defensed  | 2 vs. Detroit Lions, Nov 14, 2021<br>1 vs. Cleveland Browns, Jan 03, 2022<br>...1 more at 1. | Special Teams Tackles | 1 at Buffalo Bills, Sep 12, 2021   |
| Tackles For Loss | 1 vs. Seattle Seahawks, Oct 17, 2021   |                       |  |

SINGLE-GAME HIGHS - POSTSEASON: DEFENSIVE


|               |                                       |                 |                                       |
|---------------|---------------------------------------|-----------------|---------------------------------------|
| Total Tackles | 2 at Kansas City Chiefs, Jan 16, 2022 | Passes Defensed | 2 at Kansas City Chiefs, Jan 16, 2022 |
|---------------|---------------------------------------|-----------------|---------------------------------------|

2021 GAME-BY-GAME REGULAR-SEASON STATISTICS (STEELERS)

| DATE         | OPPONENT    | P/S  | TACKLES |    |   |     |     |     |     | INTERCEPTIONS |    |     |    |    | O. FUMB |    |    | ST |     |    | MISC |   |    |    |   |   |        |
|--------------|-------------|------|---------|----|---|-----|-----|-----|-----|---------------|----|-----|----|----|---------|----|----|----|-----|----|------|---|----|----|---|---|--------|
|              |             |      | TK      | S  | A | SK  | YDS | TFL | YDS | QBH           | NO | YDS | LG | TD | PD      | FF | FR | TD | YDS | TK | S    | A | FF | FR | S | A | W/L    |
| 09/12        | at Bills    | S    | 5       | 4  | 1 | 0.0 | 0.0 | 0   | 0   | 0             | 0  | 0   | 0  | 0  | 0       | 0  | 0  | 0  | 1   | 1  | 0    | 0 | 0  | 0  | 0 | W | 23-16  |
| 09/19        | Raiders     | P    | 1       | 1  | 0 | 0.0 | 0.0 | 0   | 0   | 0             | 0  | 0   | 0  | 0  | 0       | 0  | 0  | 0  | 0   | 0  | 0    | 0 | 0  | 0  | 0 | L | 17-26  |
| 09/26        | Bengals     | P    | 3       | 3  | 0 | 0.0 | 0.0 | 0   | 0   | 0             | 0  | 0   | 0  | 0  | 0       | 0  | 0  | 0  | 0   | 0  | 0    | 0 | 0  | 0  | 0 | L | 10-24  |
| 10/03        | at Packers  | P    | 0       | 0  | 0 | 0.0 | 0.0 | 0   | 0   | 0             | 0  | 0   | 0  | 0  | 0       | 0  | 0  | 0  | 0   | 0  | 0    | 0 | 0  | 0  | 0 | L | 17-27  |
| 10/10        | Broncos     | P    | 2       | 2  | 0 | 0.0 | 0.0 | 0   | 0   | 0             | 0  | 0   | 0  | 0  | 0       | 0  | 0  | 0  | 0   | 0  | 0    | 0 | 0  | 0  | 0 | W | 27-19  |
| 10/17        | Seahawks    | P    | 3       | 3  | 0 | 0.0 | 0.0 | 1   | 4   | 0             | 0  | 0   | 0  | 0  | 1       | 0  | 0  | 0  | 0   | 0  | 0    | 0 | 0  | 0  | 0 | W | 23-20  |
| 10/31        | at Browns   | P    | 2       | 2  | 0 | 0.0 | 0.0 | 0   | 0   | 0             | 0  | 0   | 0  | 0  | 0       | 0  | 0  | 0  | 0   | 0  | 0    | 0 | 0  | 0  | 0 | W | 15-10  |
| 11/08        | Bears       | P    | 1       | 1  | 0 | 0.0 | 0.0 | 0   | 0   | 0             | 0  | 0   | 0  | 0  | 0       | 0  | 0  | 0  | 0   | 0  | 0    | 0 | 0  | 0  | 0 | W | 29-27  |
| 11/14        | Lions       | S    | 1       | 1  | 0 | 0.0 | 0.0 | 0   | 0   | 0             | 0  | 0   | 0  | 0  | 2       | 0  | 0  | 0  | 0   | 0  | 0    | 0 | 0  | 0  | 0 | T | 16-16  |
| 11/21        | at Chargers | S    | 7       | 6  | 1 | 0.0 | 0.0 | 0   | 0   | 0             | 0  | 0   | 0  | 0  | 0       | 0  | 0  | 0  | 0   | 0  | 0    | 0 | 0  | 0  | 0 | L | 37-41  |
| 11/28        | at Bengals  | P    | 1       | 1  | 0 | 0.0 | 0.0 | 0   | 0   | 0             | 0  | 0   | 0  | 0  | 0       | 0  | 0  | 0  | 0   | 0  | 0    | 0 | 0  | 0  | 0 | L | 10-41  |
| 12/05        | Ravens      | P    | 3       | 1  | 2 | 0.0 | 0.0 | 0   | 0   | 0             | 0  | 0   | 0  | 0  | 0       | 0  | 0  | 0  | 1   | 0  | 1    | 0 | 0  | 0  | 0 | W | 20-19  |
| 12/09        | at Vikings  | P    | 1       | 1  | 0 | 0.0 | 0.0 | 0   | 0   | 0             | 0  | 0   | 0  | 0  | 0       | 0  | 0  | 0  | 0   | 0  | 0    | 0 | 0  | 0  | 0 | L | 28-36  |
| 12/19        | Titans      | P    | 1       | 1  | 0 | 0.0 | 0.0 | 0   | 0   | 0             | 0  | 0   | 0  | 0  | 0       | 0  | 0  | 0  | 0   | 0  | 0    | 0 | 0  | 0  | 0 | W | 19-13  |
| 12/26        | at Chiefs   | P    | 1       | 1  | 0 | 0.0 | 0.0 | 0   | 0   | 0             | 0  | 0   | 0  | 0  | 0       | 0  | 0  | 0  | 0   | 0  | 0    | 0 | 0  | 0  | 0 | L | 10-36  |
| 01/03        | Browns      | P    | 3       | 2  | 1 | 0.0 | 0.0 | 0   | 0   | 0             | 1  | 0   | 0  | 0  | 1       | 0  | 0  | 0  | 0   | 0  | 0    | 0 | 0  | 0  | 0 | W | 26-14  |
| 01/09        | at Ravens   | P    | 0       | 0  | 0 | 0.0 | 0.0 | 0   | 0   | 0             | 0  | 0   | 0  | 0  | 0       | 0  | 0  | 0  | 1   | 1  | 0    | 0 | 0  | 0  | 0 | W | 16-13+ |
| 2021 TOTALS  |             | 17-3 | 35      | 30 | 5 | 0.0 | 0.0 | 2   | 4   | 0             | 1  | 0   | 0  | 0  | 4       | 0  | 0  | 0  | 0   | 3  | 2    | 1 | 0  | 0  | 0 | 0 | 9-7-1  |
| +/- Overtime |             |      |         |    |   |     |     |     |     |               |    |     |    |    |         |    |    |    |     |    |      |   |    |    |   |   |        |

2021 GAME-BY-GAME POSTSEASON STATISTICS (STEELERS)

| DATE        | OPPONENT  | P/S | TACKLES |   |   |     |     |     |     | INTERCEPTIONS |    |     |    |    | O. FUMB |    |    | ST |     |    | MISC |   | W/L | SCORE |     |       |
|-------------|-----------|-----|---------|---|---|-----|-----|-----|-----|---------------|----|-----|----|----|---------|----|----|----|-----|----|------|---|-----|-------|-----|-------|
|             |           |     | TK      | S | A | SK  | YDS | TFL | YDS | QBH           | NO | YDS | LG | TD | PD      | FF | FR | TD | YDS | TK | S    | A |     |       | FF  | FR    |
| 01/16       | at Chiefs | P   | 2       | 0 | 2 | 0.0 | 0.0 | 0   | 0   | 0             | 0  | 0   | 0  | 2  | 0       | 0  | 0  | 0  | 0   | 0  | 0    | 0 | 0   | 0     | L   | 21-42 |
| 2021 TOTALS |           |     | 1-0     | 2 | 0 | 2   | 0.0 | 0.0 | 0   | 0             | 0  | 0   | 0  | 2  | 0       | 0  | 0  | 0  | 0   | 0  | 0    | 0 | 0   | 0     | 0-1 |       |



CHUKWUMA OKORAFOR

(Chuck-WOO-muh oh-KOR-uh-for)

OFFENSIVE LINEMAN

HEIGHT: 6-6      BIRTHPLACE Southfield, MI  
WEIGHT: 320      HOW ACQUIRED: D3b '18  
COLLEGE: Western Michigan      NFL EXPERIENCE: 4th year  
BORN: Aug. 8, 1997 (24)

CHUKWUMA OKORAFOR'S NFL REGULAR SEASON STATISTICS

| DATE       | TEAM     | GP | GS |
|------------|----------|----|----|
| 2018       | Steelers | 13 | 3  |
| 2019       | Steelers | 1  | 1  |
| 2020       | Steelers | 16 | 15 |
| 2021       | Steelers | 16 | 16 |
| NFL TOTALS |          | 46 | 35 |

CHUKWUMA OKORAFOR'S NFL POSTSEASON STATISTICS

| DATE       | TEAM     | GP | GS |
|------------|----------|----|----|
| 2020       | Steelers | 1  | 1  |
| 2021       | Steelers | 1  | 1  |
| NFL TOTALS |          | 2  | 2  |

2021 GAME-BY-GAME REGULAR-SEASON STATISTICS (STEELERS)

| DATE         | OPPONENT    | P/S   |                  | W/L/T | SCORE  |
|--------------|-------------|-------|------------------|-------|--------|
| 09/12        | at Bills    | S     | ON INACTIVE LIST | W     | 23-16  |
| 09/19        | Raiders     | S     |                  | L     | 17-26  |
| 09/26        | Bengals     | S     |                  | L     | 10-24  |
| 10/03        | at Packers  |       |                  | L     | 17-27  |
| 10/10        | Broncos     | S     |                  | W     | 27-19  |
| 10/17        | Seahawks    | S     |                  | W     | 23-20+ |
| 10/31        | at Browns   | S     |                  | W     | 15-10  |
| 11/08        | Bears       | S     |                  | W     | 29-27  |
| 11/14        | Lions       | S     |                  | T     | 16-16  |
| 11/21        | at Chargers | S     |                  | L     | 37-41  |
| 11/28        | at Bengals  | S     |                  | L     | 10-41  |
| 12/05        | Ravens      | S     |                  | W     | 20-19  |
| 12/09        | at Vikings  | S     |                  | L     | 28-36  |
| 12/19        | Titans      | S     |                  | W     | 19-13  |
| 12/26        | at Chiefs   | S     |                  | L     | 10-36  |
| 01/03        | Browns      | S     |                  | W     | 26-14  |
| 01/09        | at Ravens   | S     |                  | W     | 16-13+ |
| 2021 TOTALS  |             | 16-16 |                  | 9-7-1 |        |
| + - Overtime |             |       |                  |       |        |

2021 GAME-BY-GAME POSTSEASON STATISTICS (STEELERS)

| DATE        | OPPONENT  | P/S |  | W/L | SCORE |
|-------------|-----------|-----|--|-----|-------|
| 01/16       | at Chiefs | S   |  | L   | 21-42 |
| 2021 TOTALS |           | 1-1 |  | 0-1 |       |

2020 GAME-BY-GAME POSTSEASON STATISTICS (STEELERS)

| DATE        | OPPONENT | P/S |  | W/L | SCORE |
|-------------|----------|-----|--|-----|-------|
| 01/10       | Browns   | S   |  | L   | 37-48 |
| 2020 TOTALS |          | 1-1 |  | 0-1 |       |



JAMES PIERRE

CORNERBACK

HEIGHT: 6-2 BIRTHPLACE: Deerfield Beach, FL  
WEIGHT: 185 HOW ACQUIRED: UDFA '20  
COLLEGE: Florida Atlantic NFL EXPERIENCE: 2nd year  
BORN: Sep. 16, 1996 (25)

JAMES PIERRE'S NFL REGULAR SEASON DEFENSIVE STATISTICS

| DATE       | TEAM     | GP | GS | TACKLES |    |   |     |     |     |     |     | INTERCEPTIONS |     |    |    |    |    |    |    | O. FUMB |    |    |   | ST |    |   |   | MISC |    |
|------------|----------|----|----|---------|----|---|-----|-----|-----|-----|-----|---------------|-----|----|----|----|----|----|----|---------|----|----|---|----|----|---|---|------|----|
|            |          |    |    | TK      | S  | A | TFL | YDS | SK  | YDS | QBH | NO            | YDS | LG | TD | PD | FF | FR | TD | YDS     | TK | S  | A | FF | FR | S | A | FF   | FR |
| 2020       | Steelers | 16 | 0  | 1       | 1  | 0 | 1   | 1   | 0.0 | 0.0 | 0   | 0             | 0   | 0  | 0  | 0  | 0  | 0  | 9  | 6       | 3  | 0  | 0 | 0  | 0  | 0 | 0 | 0    | 0  |
| 2021       | Steelers | 17 | 4  | 37      | 34 | 3 | 0   | 0   | 0.0 | 0.0 | 0   | 1             | 0   | 0  | 0  | 4  | 1  | 0  | 0  | 10      | 3  | 7  | 2 | 0  | 0  | 0 | 0 | 0    | 0  |
| NFL TOTALS |          | 33 | 4  | 38      | 35 | 3 | 1   | 1   | 0.0 | 0.0 | 0   | 1             | 0   | 0  | 0  | 4  | 1  | 0  | 0  | 19      | 9  | 10 | 2 | 0  | 0  | 0 | 0 | 0    | 0  |

JAMES PIERRE'S NFL POSTSEASON DEFENSIVE STATISTICS

| DATE       | TEAM     | GP | GS | TACKLES |   |   |     |     |     |     | INTERCEPTIONS |    |     |    |    | O. FUMB |    |    |    |     | ST |   |   | MISC |    |
|------------|----------|----|----|---------|---|---|-----|-----|-----|-----|---------------|----|-----|----|----|---------|----|----|----|-----|----|---|---|------|----|
|            |          |    |    | TK      | S | A | TFL | YDS | SK  | YDS | QBH           | NO | YDS | LG | TD | PD      | FF | FR | TD | YDS | TK | S | A | FF   | FR |
| 2020       | Steelers | 1  | 0  | 0       | 0 | 0 | 0   | 0   | 0.0 | 0.0 | 0             | 0  | 0   | 1  | 0  | 0       | 0  | 0  | 2  | 2   | 0  | 0 | 0 | 0    | 0  |
| 2021       | Steelers | 0  | 0  | 0       | 0 | 0 | 0   | 0   | 0.0 | 0.0 | 0             | 0  | 0   | 0  | 0  | 0       | 0  | 0  | 0  | 0   | 0  | 0 | 0 | 0    | 0  |
| NFL TOTALS |          | 1  | 0  | 0       | 0 | 0 | 0   | 0   | 0.0 | 0.0 | 0             | 0  | 0   | 0  | 1  | 0       | 0  | 0  | 2  | 2   | 0  | 0 | 0 | 0    | 0  |

SINGLE-GAME HIGHS: DEFENSIVE

- Total Tackles6 vs. Denver Broncos, Oct 10, 2021  
6 vs. Las Vegas Raiders, Sep 19, 2021  
...1 more at 6.
- Interceptions1 vs. Denver Broncos, Oct 10, 2021  
Special Teams Tackles2 vs. Detroit Lions, Nov 14, 2021  
2 at Tennessee Titans, Oct 25, 2020
- Passes Defensed2 vs. Denver Broncos, Oct 10, 2021  
1 vs. Cincinnati Bengals, Sep 26, 2021  
...1 more at 1.
- Special Teams Forced Fumbles1 vs. Chicago Bears, Nov 08, 2021
- Forced Fumbles1 vs. Seattle Seahawks, Oct 17, 2021
- Tackles For Loss1 at Jacksonville Jaguars, Nov 22, 2020

SINGLE-GAME HIGHS - POSTSEASON: DEFENSIVE

- Passes Defensed1 vs. Cleveland Browns, Jan 10, 2021
- Special Teams Tackles2 vs. Cleveland Browns, Jan 10, 2021

2021 GAME-BY-GAME REGULAR-SEASON STATISTICS (STEELERS)

| DATE         | OPPONENT    | P/S  | TACKLES |    |   |     |     |     |     |     | INTERCEPTIONS |     |    |    | O. FUMB |    |    | ST |     |    | MISC |   | SCORE |    |    |   |        |
|--------------|-------------|------|---------|----|---|-----|-----|-----|-----|-----|---------------|-----|----|----|---------|----|----|----|-----|----|------|---|-------|----|----|---|--------|
|              |             |      | TK      | S  | A | SK  | YDS | TFL | YDS | QBH | NO            | YDS | LG | TD | PD      | FF | FR | TD | YDS | TK | S    | A |       | FF | FR | S | A      |
| 09/12        | at Bills    | P    | 6       | 6  | 0 | 0.0 | 0.0 | 0   | 0   | 0   | 0             | 0   | 0  | 1  | 0       | 0  | 0  | 0  | 1   | 0  | 1    | 0 | 0     | 0  | 0  | W | 23-16  |
| 09/19        | Raiders     | S    | 6       | 6  | 0 | 0.0 | 0.0 | 0   | 0   | 0   | 0             | 0   | 0  | 0  | 0       | 0  | 0  | 0  | 1   | 0  | 1    | 0 | 0     | 0  | 0  | L | 17-26  |
| 09/26        | Bengals     | P    | 0       | 0  | 0 | 0.0 | 0.0 | 0   | 0   | 0   | 0             | 0   | 0  | 1  | 0       | 0  | 0  | 0  | 1   | 1  | 0    | 0 | 0     | 0  | 0  | L | 10-24  |
| 10/03        | at Packers  | P    | 1       | 1  | 0 | 0.0 | 0.0 | 0   | 0   | 0   | 0             | 0   | 0  | 0  | 0       | 0  | 0  | 0  | 0   | 0  | 0    | 0 | 0     | 0  | 0  | L | 17-27  |
| 10/10        | Broncos     | S    | 6       | 6  | 0 | 0.0 | 0.0 | 0   | 0   | 1   | 0             | 0   | 0  | 2  | 0       | 0  | 0  | 0  | 0   | 0  | 0    | 0 | 0     | 0  | 0  | W | 27-19  |
| 10/17        | Seahawks    | P    | 3       | 2  | 1 | 0.0 | 0.0 | 0   | 0   | 0   | 0             | 0   | 0  | 0  | 1       | 0  | 0  | 0  | 1   | 0  | 1    | 0 | 0     | 0  | 0  | W | 23-20  |
| 10/31        | at Browns   | P    | 0       | 0  | 0 | 0.0 | 0.0 | 0   | 0   | 0   | 0             | 0   | 0  | 0  | 0       | 0  | 0  | 0  | 0   | 0  | 0    | 0 | 0     | 0  | 0  | W | 15-10  |
| 11/08        | Bears       | P    | 1       | 1  | 0 | 0.0 | 0.0 | 0   | 0   | 0   | 0             | 0   | 0  | 0  | 0       | 0  | 0  | 0  | 0   | 0  | 0    | 0 | 0     | 0  | 0  | W | 29-27  |
| 11/14        | Lions       | P    | 5       | 4  | 1 | 0.0 | 0.0 | 0   | 0   | 0   | 0             | 0   | 0  | 0  | 0       | 0  | 0  | 0  | 2   | 0  | 2    | 0 | 0     | 0  | 0  | T | 16-16  |
| 11/21        | at Chargers | S    | 5       | 5  | 0 | 0.0 | 0.0 | 0   | 0   | 0   | 0             | 0   | 0  | 0  | 0       | 0  | 0  | 0  | 0   | 0  | 0    | 0 | 0     | 0  | 0  | L | 37-41  |
| 11/28        | at Bengals  | S    | 4       | 3  | 1 | 0.0 | 0.0 | 0   | 0   | 0   | 0             | 0   | 0  | 0  | 0       | 0  | 0  | 0  | 0   | 0  | 0    | 0 | 0     | 0  | 0  | L | 10-41  |
| 12/05        | Ravens      | P    | 0       | 0  | 0 | 0.0 | 0.0 | 0   | 0   | 0   | 0             | 0   | 0  | 0  | 0       | 0  | 0  | 0  | 1   | 0  | 1    | 0 | 0     | 0  | 0  | W | 20-19  |
| 12/09        | at Vikings  | P    | 0       | 0  | 0 | 0.0 | 0.0 | 0   | 0   | 0   | 0             | 0   | 0  | 0  | 0       | 0  | 0  | 0  | 0   | 0  | 0    | 0 | 0     | 0  | 0  | L | 28-36  |
| 12/19        | Titans      | P    | 0       | 0  | 0 | 0.0 | 0.0 | 0   | 0   | 0   | 0             | 0   | 0  | 0  | 0       | 0  | 0  | 0  | 1   | 1  | 0    | 1 | 0     | 0  | 0  | W | 19-13  |
| 12/26        | at Chiefs   | P    | 0       | 0  | 0 | 0.0 | 0.0 | 0   | 0   | 0   | 0             | 0   | 0  | 0  | 0       | 0  | 0  | 0  | 0   | 0  | 0    | 0 | 0     | 0  | 0  | L | 10-36  |
| 01/03        | Browns      | P    | 0       | 0  | 0 | 0.0 | 0.0 | 0   | 0   | 0   | 0             | 0   | 0  | 0  | 0       | 0  | 0  | 0  | 0   | 0  | 0    | 0 | 0     | 0  | 0  | W | 26-14  |
| 01/09        | at Ravens   | P    | 0       | 0  | 0 | 0.0 | 0.0 | 0   | 0   | 0   | 0             | 0   | 0  | 0  | 0       | 0  | 0  | 0  | 1   | 0  | 1    | 0 | 0     | 0  | 0  | W | 16-13+ |
| 2021 TOTALS  |             | 17-4 | 37      | 34 | 3 | 0.0 | 0.0 | 0   | 0   | 0   | 1             | 0   | 0  | 4  | 1       | 0  | 0  | 0  | 10  | 3  | 7    | 2 | 0     | 0  | 0  | 0 | 9-7-1  |
| + - Overtime |             |      |         |    |   |     |     |     |     |     |               |     |    |    |         |    |    |    |     |    |      |   |       |    |    |   |        |

2021 GAME-BY-GAME POSTSEASON STATISTICS (STEELERS)

| DATE        | OPPONENT  | P/S | TACKLES          |   |   |     |     |     |     | INTERCEPTIONS |    |     |    |    | O. FUMB |    |    | ST |     |    | MISC |   | W/L | SCORE |    |     |   |       |
|-------------|-----------|-----|------------------|---|---|-----|-----|-----|-----|---------------|----|-----|----|----|---------|----|----|----|-----|----|------|---|-----|-------|----|-----|---|-------|
|             |           |     | TK               | S | A | SK  | YDS | TFL | YDS | QBH           | NO | YDS | LG | TD | PD      | FF | FR | TD | YDS | TK | S    | A |     |       | FF | FR  | S | A     |
| 01/16       | at Chiefs |     | RESERVE/COVID-19 |   |   |     |     |     |     |               |    |     |    |    |         |    |    |    |     |    |      |   |     |       |    |     | L | 21-42 |
| 2021 TOTALS |           |     | 0                | 0 | 0 | 0.0 | 0.0 | 0   | 0   | 0             | 0  | 0   | 0  | 0  | 0       | 0  | 0  | 0  | 0   | 0  | 0    | 0 | 0   | 0     | 0  | 0-1 |   |       |

2020 GAME-BY-GAME POSTSEASON STATISTICS (STEELERS)

| DATE        | OPPONENT | P/S | TACKLES |   |   |     |     |     |     | INTERCEPTIONS |    |     |    |    | O. FUMB |    |    | ST |     |    | MISC |   | W/L | SCORE |    |     |       |
|-------------|----------|-----|---------|---|---|-----|-----|-----|-----|---------------|----|-----|----|----|---------|----|----|----|-----|----|------|---|-----|-------|----|-----|-------|
|             |          |     | TK      | S | A | SK  | YDS | TFL | YDS | QBH           | NO | YDS | LG | TD | PD      | FF | FR | TD | YDS | TK | S    | A |     |       | FF | FR  | S     |
| 01/10       | Browns   | P   | 0       | 0 | 0 | 0.0 | 0.0 | 0   | 0   | 0             | 0  | 0   | 0  | 1  | 0       | 0  | 0  | 0  | 2   | 2  | 0    | 0 | 0   | 0     | 0  | L   | 37-48 |
| 2020 TOTALS |          | 1-0 | 0       | 0 | 0 | 0.0 | 0.0 | 0   | 0   | 0             | 0  | 0   | 0  | 1  | 0       | 0  | 0  | 0  | 2   | 2  | 0    | 0 | 0   | 0     | 0  | 0-1 |       |



KEVIN RADER

TIGHT END

HEIGHT: 6-4  
BIRTHPLACE Pittsburgh, PA  
WEIGHT: 250  
HOW ACQUIRED: FA '19  
COLLEGE: Youngstown State  
NFL EXPERIENCE: 1st year  
BORN: Apr. 26, 1995 (26)

KEVIN RADER'S NFL REGULAR SEASON RUSHING/RECEIVING STATISTICS

| DATE                               | TEAM     | GP | GS | RECEIVING |      |      |    |    | RUSHING |      |      |    |    |
|------------------------------------|----------|----|----|-----------|------|------|----|----|---------|------|------|----|----|
|                                    |          |    |    | NO.       | YDS. | AVG. | LG | TD | NO.     | YDS. | AVG. | LG | TD |
| 2018                               | Packers  | 0  | 0  | 0         | 0    | 0.0  | 0  | 0  | 0       | 0    | 0.0  | 0  | 0  |
| 2019                               | Packers  | 0  | 0  | 0         | 0    | 0.0  | 0  | 0  | 0       | 0    | 0.0  | 0  | 0  |
| Went from Green Bay to Pittsburgh. |          |    |    |           |      |      |    |    |         |      |      |    |    |
| 2019                               | Steelers | 0  | 0  | 0         | 0    | 0.0  | 0  | 0  | 0       | 0    | 0.0  | 0  | 0  |
| 2019                               | TOTAL    | 0  | 0  | 0         | 0    | 0.0  | 0  | 0  | 0       | 0    | 0.0  | 0  | 0  |
| 2020                               | Steelers | 1  | 1  | 0         | 0    | 0.0  | 0  | 0  | 0       | 0    | 0.0  | 0  | 0  |
| Went from Pittsburgh to Green Bay. |          |    |    |           |      |      |    |    |         |      |      |    |    |
| 2020                               | Packers  | 0  | 0  | 0         | 0    | 0.0  | 0  | 0  | 0       | 0    | 0.0  | 0  | 0  |
| 2020                               | TOTAL    | 1  | 1  | 0         | 0    | 0.0  | 0  | 0  | 0       | 0    | 0.0  | 0  | 0  |
| 2021                               | Steelers | 6  | 1  | 2         | 8    | 4.0  | 7  | 0  | 0       | 0    | 0.0  | 0  | 0  |
| NFL TOTALS                         |          | 7  | 2  | 2         | 8    | 4.0  | 7  | 0  | 0       | 0    | 0.0  | 0  | 0  |

KEVIN RADER'S NFL POSTSEASON RUSHING/RECEIVING STATISTICS

| DATE       | TEAM     | GP | GS | RECEIVING |      |      |    |    | RUSHING |      |      |    |    |
|------------|----------|----|----|-----------|------|------|----|----|---------|------|------|----|----|
|            |          |    |    | NO.       | YDS. | AVG. | LG | TD | NO.     | YDS. | AVG. | LG | TD |
| 2019       | Packers  | 0  | 0  | 0         | 0    | 0.0  | 0  | 0  | 0       | 0    | 0.0  | 0  | 0  |
| 2020       | Steelers | 1  | 0  | 0         | 0    | 0.0  | 0  | 0  | 0       | 0    | 0.0  | 0  | 0  |
| 2021       | Steelers | 1  | 0  | 0         | 0    | 0.0  | 0  | 0  | 0       | 0    | 0.0  | 0  | 0  |
| NFL TOTALS |          | 2  | 0  | 0         | 0    | 0.0  | 0  | 0  | 0       | 0    | 0.0  | 0  | 0  |

KEVIN RADER'S NFL REGULAR SEASON RETURN STATISTICS

| DATE                               | TEAM     | RET. | KICKOFF RETURNS |      |    |    |     | PUNT RETURNS |      |      |    |    |
|------------------------------------|----------|------|-----------------|------|----|----|-----|--------------|------|------|----|----|
|                                    |          |      | YDS.            | AVG. | LG | TD | NO. | FC           | YDS. | AVG. | LG | TD |
| 2018                               | Packers  | 0    | 0               | 0.0  | 0  | 0  | 0   | 0            | 0    | 0.0  | 0  | 0  |
| 2019                               | Packers  | 0    | 0               | 0.0  | 0  | 0  | 0   | 0            | 0    | 0.0  | 0  | 0  |
| Went from Green Bay to Pittsburgh. |          |      |                 |      |    |    |     |              |      |      |    |    |
| 2019                               | Steelers | 0    | 0               | 0.0  | 0  | 0  | 0   | 0            | 0    | 0.0  | 0  | 0  |
| 2019                               | TOTAL    | 0    | 0               | 0.0  | 0  | 0  | 0   | 0            | 0    | 0.0  | 0  | 0  |
| 2020                               | Steelers | 0    | 0               | 0.0  | 0  | 0  | 0   | 0            | 0    | 0.0  | 0  | 0  |
| Went from Pittsburgh to Green Bay. |          |      |                 |      |    |    |     |              |      |      |    |    |
| 2020                               | Packers  | 0    | 0               | 0.0  | 0  | 0  | 0   | 0            | 0    | 0.0  | 0  | 0  |
| 2020                               | TOTAL    | 0    | 0               | 0.0  | 0  | 0  | 0   | 0            | 0    | 0.0  | 0  | 0  |
| 2021                               | Steelers | 0    | 0               | 0.0  | 0  | 0  | 0   | 0            | 0    | 0.0  | 0  | 0  |
| NFL TOTALS                         |          | 0    | 0               | 0.0  | 0  | 0  | 0   | 0            | 0    | 0.0  | 0  | 0  |

KEVIN RADER'S NFL POSTSEASON RETURN STATISTICS

| DATE       | TEAM     | RET. | KICKOFF RETURNS |      |    |    |     | PUNT RETURNS |      |      |    |    |
|------------|----------|------|-----------------|------|----|----|-----|--------------|------|------|----|----|
|            |          |      | YDS.            | AVG. | LG | TD | NO. | FC           | YDS. | AVG. | LG | TD |
| 2019       | Packers  | 0    | 0               | 0.0  | 0  | 0  | 0   | 0            | 0    | 0.0  | 0  | 0  |
| 2020       | Steelers | 0    | 0               | 0.0  | 0  | 0  | 0   | 0            | 0    | 0.0  | 0  | 0  |
| 2021       | Steelers | 0    | 0               | 0.0  | 0  | 0  | 0   | 0            | 0    | 0.0  | 0  | 0  |
| NFL TOTALS |          | 0    | 0               | 0.0  | 0  | 0  | 0   | 0            | 0    | 0.0  | 0  | 0  |

SINGLE-GAME HIGHS: RECEIVING

|                    |                                       |                       |                                      |
|--------------------|---------------------------------------|-----------------------|--------------------------------------|
| Longest Receptions | 7 at Kansas City Chiefs, Dec 26, 2021 | Special Teams Tackles | 3 vs. Cleveland Browns, Jan 03, 2022 |
|                    | 1 vs. Chicago Bears, Nov 08, 2021     |                       | 3 at Cleveland Browns, Jan 03, 2021  |

2021 GAME-BY-GAME REGULAR-SEASON STATISTICS (STEELERS)

| DATE         | OPPONENT    | P/S | RECEIVING |      |      |    |    | RUSHING          |      |      |    |    | W/L/T | SCORE  |
|--------------|-------------|-----|-----------|------|------|----|----|------------------|------|------|----|----|-------|--------|
|              |             |     | NO.       | YDS. | AVG. | LG | TD | NO.              | YDS. | AVG. | LG | TD |       |        |
| 09/12        | at Bills    |     |           |      |      |    |    | PRACTICE SQUAD   |      |      |    |    | W     | 23-16  |
| 09/19        | Raiders     |     |           |      |      |    |    | PRACTICE SQUAD   |      |      |    |    | L     | 17-26  |
| 09/26        | Bengals     |     |           |      |      |    |    | PRACTICE SQUAD   |      |      |    |    | L     | 10-24  |
| 10/03        | at Packers  |     |           |      |      |    |    | PRACTICE SQUAD   |      |      |    |    | L     | 17-27  |
| 10/10        | Broncos     |     |           |      |      |    |    | PRACTICE SQUAD   |      |      |    |    | W     | 27-19  |
| 10/17        | Seahawks    |     |           |      |      |    |    | PRACTICE SQUAD   |      |      |    |    | W     | 23-20+ |
| 10/31        | at Browns   |     |           |      |      |    |    | PRACTICE SQUAD   |      |      |    |    | W     | 15-10  |
| 11/08        | Bears       |     |           |      |      |    |    | PRACTICE SQUAD   |      |      |    |    | W     | 29-27  |
| 11/14        | Lions       |     |           |      |      |    |    | PRACTICE SQUAD   |      |      |    |    | T     | 16-16  |
| 11/21        | at Chargers |     |           |      |      |    |    | PRACTICE SQUAD   |      |      |    |    | L     | 37-41  |
| 11/28        | at Bengals  |     |           |      |      |    |    | ON INACTIVE LIST |      |      |    |    | L     | 10-41  |
| 12/05        | Ravens      | P   | 0         | 0    | 0.0  | 0  | 0  | 0                | 0    | 0.0  | 0  | 0  | W     | 20-19  |
| 12/09        | at Vikings  | P   | 0         | 0    | 0.0  | 0  | 0  | 0                | 0    | 0.0  | 0  | 0  | L     | 28-36  |
| 12/19        | Titans      |     |           |      |      |    |    | ON INACTIVE LIST |      |      |    |    | W     | 19-13  |
| 12/26        | at Chiefs   | P   | 1         | 7    | 7.0  | 7  | 0  | 0                | 0    | 0.0  | 0  | 0  | L     | 10-36  |
| 01/03        | Browns      | P   | 0         | 0    | 0.0  | 0  | 0  | 0                | 0    | 0.0  | 0  | 0  | W     | 26-14  |
| 01/09        | at Ravens   | S   | 0         | 0    | 0.0  | 0  | 0  | 0                | 0    | 0.0  | 0  | 0  | W     | 16-13+ |
| 2021 TOTALS  |             | 5-1 | 1         | 7    | 7.0  | 7  | 0  | 0                | 0    | 0.0  | 0  | 0  | 9-7-1 |        |
| + - Overtime |             |     |           |      |      |    |    |                  |      |      |    |    |       |        |

2021 GAME-BY-GAME POSTSEASON STATISTICS (STEELERS)

| DATE        | OPPONENT  | P/S | RECEIVING |      |      |    |    | RUSHING |      |      |    |    | W/L | SCORE |
|-------------|-----------|-----|-----------|------|------|----|----|---------|------|------|----|----|-----|-------|
|             |           |     | NO.       | YDS. | AVG. | LG | TD | NO.     | YDS. | AVG. | LG | TD |     |       |
| 01/16       | at Chiefs | P   | 0         | 0    | 0.0  | 0  | 0  | 0       | 0    | 0.0  | 0  | 0  | L   | 21-42 |
| 2021 TOTALS |           | 1-0 | 0         | 0    | 0.0  | 0  | 0  | 0       | 0    | 0.0  | 0  | 0  | 0-1 |       |

2020 GAME-BY-GAME POSTSEASON STATISTICS (STEELERS)

| DATE        | OPPONENT | P/S | RECEIVING |      |      |    |    | RUSHING |      |      |    |    | W/L | SCORE |
|-------------|----------|-----|-----------|------|------|----|----|---------|------|------|----|----|-----|-------|
|             |          |     | NO.       | YDS. | AVG. | LG | TD | NO.     | YDS. | AVG. | LG | TD |     |       |
| 01/10       | Browns   | P   | 0         | 0    | 0.0  | 0  | 0  | 0       | 0    | 0.0  | 0  | 0  | L   | 37-48 |
| 2020 TOTALS |          | 1-0 | 0         | 0    | 0.0  | 0  | 0  | 0       | 0    | 0.0  | 0  | 0  | 0-1 |       |

2019 GAME-BY-GAME POSTSEASON STATISTICS (PACKERS)


| DATE        | OPPONENT | P/S | RECEIVING |      |      |    |    | RUSHING       |      |      |    |    | W/L | SCORE |
|-------------|----------|-----|-----------|------|------|----|----|---------------|------|------|----|----|-----|-------|
|             |          |     | NO.       | YDS. | AVG. | LG | TD | NO.           | YDS. | AVG. | LG | TD |     |       |
| 01/12       | Seahawks |     |           |      |      |    |    | NOT ON ROSTER |      |      |    |    | W   | 28-23 |
| 01/19       | at 49ers |     |           |      |      |    |    | NOT ON ROSTER |      |      |    |    | L   | 20-37 |
| 2019 TOTALS |          | 0-0 | 0         | 0    | 0.0  | 0  | 0  | 0             | 0    | 0.0  | 0  | 0  | 1-1 |       |





BEN ROETHLISBERGER  
*(Roeth-lis-ber-ger)* QUARTERBACK

HEIGHT: 6-5 BIRTHPLACE Findlay, OH  
WEIGHT: 240 HOW ACQUIRED: D1 '04  
COLLEGE: Miami (OH) NFL EXPERIENCE: 18th year  
BORN: Mar. 2, 1982 (39)



BEN ROETHLISBERGER'S NFL REGULAR SEASON PASSING STATISTICS

| DATE   | TEAM     | GP  | GS  | ATT.  | CMP.  | PCT. | YDS    | AVG. | TD  | INT. | LG  | SK  | LST   | RATE  |
|--------|----------|-----|-----|-------|-------|------|--------|------|-----|------|-----|-----|-------|-------|
| 2004   | Steelers | 14  | 13  | 295   | 196   | 66.4 | 2,621  | 8.9  | 17  | 11   | 58  | 30  | 213   | 98.1  |
| 2005   | Steelers | 12  | 12  | 268   | 168   | 62.7 | 2,385  | 8.9  | 17  | 9    | 85t | 23  | 129   | 98.6  |
| 2006   | Steelers | 15  | 15  | 469   | 280   | 59.7 | 3,513  | 7.5  | 18  | 23   | 67t | 46  | 280   | 75.4  |
| 2007   | Steelers | 15  | 15  | 404   | 264   | 65.3 | 3,154  | 7.8  | 32  | 11   | 83  | 47  | 347   | 104.1 |
| 2008   | Steelers | 16  | 16  | 469   | 281   | 59.9 | 3,301  | 7.0  | 17  | 15   | 65t | 46  | 284   | 80.1  |
| 2009   | Steelers | 15  | 15  | 506   | 337   | 66.6 | 4,328  | 8.6  | 26  | 12   | 60t | 50  | 348   | 100.5 |
| 2010   | Steelers | 12  | 12  | 389   | 240   | 61.7 | 3,200  | 8.2  | 17  | 5    | 56t | 32  | 220   | 97.0  |
| 2011   | Steelers | 15  | 15  | 513   | 324   | 63.2 | 4,077  | 7.9  | 21  | 14   | 95t | 40  | 269   | 90.1  |
| 2012   | Steelers | 13  | 13  | 449   | 284   | 63.3 | 3,265  | 7.3  | 26  | 8    | 82t | 30  | 182   | 97.0  |
| 2013   | Steelers | 16  | 16  | 584   | 375   | 64.2 | 4,261  | 7.3  | 28  | 14   | 67  | 42  | 282   | 92.0  |
| 2014   | Steelers | 16  | 16  | 608   | 408   | 67.1 | 4,952  | 8.1  | 32  | 9    | 94t | 33  | 172   | 103.3 |
| 2015   | Steelers | 12  | 11  | 469   | 319   | 68.0 | 3,938  | 8.4  | 21  | 16   | 69t | 20  | 141   | 94.5  |
| 2016   | Steelers | 14  | 14  | 509   | 328   | 64.4 | 3,819  | 7.5  | 29  | 13   | 72t | 17  | 141   | 95.4  |
| 2017   | Steelers | 15  | 15  | 561   | 360   | 64.2 | 4,251  | 7.6  | 28  | 14   | 97t | 21  | 139   | 93.4  |
| 2018   | Steelers | 16  | 16  | 675   | 452   | 67.0 | 5,129  | 7.6  | 34  | 16   | 97t | 24  | 166   | 96.5  |
| 2019   | Steelers | 2   | 2   | 62    | 35    | 56.5 | 351    | 5.7  | 0   | 1    | 45  | 2   | 7     | 66.0  |
| 2020   | Steelers | 15  | 15  | 608   | 399   | 65.6 | 3,803  | 6.3  | 33  | 10   | 84t | 13  | 118   | 94.1  |
| 2021   | Steelers | 16  | 16  | 605   | 390   | 64.5 | 3,740  | 6.2  | 22  | 10   | 59  | 38  | 239   | 86.8  |
| TOTALS |          | 249 | 247 | 8,443 | 5,440 | 64.4 | 64,088 | 7.6  | 418 | 211  | 97T | 554 | 3,677 | 93.5  |

BEN ROETHLISBERGER'S NFL POSTSEASON PASSING STATISTICS

| DATE   | TEAM     | GP | GS | ATT. | CMP. | PCT. | YDS   | AVG. | TD | INT. | LG  | SK | LST | RATE  |
|--------|----------|----|----|------|------|------|-------|------|----|------|-----|----|-----|-------|
| 2004   | Steelers | 2  | 2  | 54   | 31   | 57.4 | 407   | 7.5  | 3  | 5    | 34  | 2  | 11  | 61.3  |
| 2005   | Steelers | 4  | 4  | 93   | 58   | 62.4 | 803   | 8.6  | 7  | 3    | 54  | 6  | 35  | 101.7 |
| 2007   | Steelers | 1  | 1  | 42   | 29   | 69.0 | 337   | 8.0  | 2  | 3    | 37t | 6  | 40  | 79.2  |
| 2008   | Steelers | 3  | 3  | 89   | 54   | 60.7 | 692   | 7.8  | 3  | 1    | 65t | 8  | 58  | 91.6  |
| 2010   | Steelers | 3  | 3  | 91   | 54   | 59.3 | 622   | 6.8  | 4  | 4    | 58  | 9  | 48  | 76.4  |
| 2011   | Steelers | 1  | 1  | 40   | 22   | 55.0 | 289   | 7.2  | 1  | 1    | 33  | 5  | 45  | 75.9  |
| 2014   | Steelers | 1  | 1  | 45   | 31   | 68.9 | 334   | 7.4  | 1  | 2    | 44  | 5  | 37  | 79.3  |
| 2015   | Steelers | 2  | 2  | 68   | 42   | 61.8 | 568   | 8.4  | 1  | 0    | 60  | 6  | 55  | 93.3  |
| 2016   | Steelers | 3  | 3  | 96   | 64   | 66.7 | 735   | 7.7  | 3  | 4    | 62t | 2  | 15  | 82.6  |
| 2017   | Steelers | 1  | 1  | 58   | 37   | 63.8 | 469   | 8.1  | 5  | 1    | 43t | 2  | 7   | 110.5 |
| 2020   | Steelers | 1  | 1  | 68   | 47   | 69.1 | 501   | 7.4  | 4  | 4    | 33  | 0  | 0   | 85.5  |
| 2021   | Steelers | 1  | 1  | 44   | 29   | 65.9 | 215   | 4.9  | 2  | 0    | 22  | 2  | 14  | 92.5  |
| TOTALS |          | 23 | 23 | 788  | 498  | 63.2 | 5,972 | 7.6  | 36 | 28   | 65T | 53 | 365 | 86.7  |

BEN ROETHLISBERGER'S NFL REGULAR SEASON RUSHING STATISTICS

| DATE   | TEAM     | NO. | YDS.  | AVG. | LG  | TD |
|--------|----------|-----|-------|------|-----|----|
| 2004   | Steelers | 56  | 144   | 2.6  | 20  | 1  |
| 2005   | Steelers | 31  | 69    | 2.2  | 13  | 3  |
| 2006   | Steelers | 32  | 98    | 3.1  | 20  | 2  |
| 2007   | Steelers | 35  | 204   | 5.8  | 30t | 2  |
| 2008   | Steelers | 34  | 101   | 3.0  | 17  | 2  |
| 2009   | Steelers | 40  | 82    | 2.1  | 15  | 2  |
| 2010   | Steelers | 34  | 176   | 5.2  | 31  | 2  |
| 2011   | Steelers | 31  | 70    | 2.3  | 11  | 0  |
| 2012   | Steelers | 26  | 92    | 3.5  | 14  | 0  |
| 2013   | Steelers | 27  | 99    | 3.7  | 19  | 1  |
| 2014   | Steelers | 33  | 27    | 0.8  | 8   | 0  |
| 2015   | Steelers | 15  | 29    | 1.9  | 13  | 0  |
| 2016   | Steelers | 16  | 14    | 0.9  | 14  | 1  |
| 2017   | Steelers | 28  | 47    | 1.7  | 14  | 0  |
| 2018   | Steelers | 31  | 98    | 3.2  | 18  | 3  |
| 2019   | Steelers | 1   | 7     | 7.0  | 7   | 0  |
| 2020   | Steelers | 25  | 11    | 0.4  | 11  | 0  |
| 2021   | Steelers | 20  | 5     | 0.3  | 8   | 1  |
| TOTALS |          | 515 | 1,373 | 2.7  | 31  | 20 |

BEN ROETHLISBERGER'S NFL POSTSEASON RUSHING STATISTICS

| DATE   | TEAM     | NO. | YDS. | AVG. | LG | TD |
|--------|----------|-----|------|------|----|----|
| 2004   | Steelers | 9   | 75   | 8.3  | 20 | 0  |
| 2005   | Steelers | 19  | 37   | 1.9  | 10 | 2  |
| 2007   | Steelers | 4   | 13   | 3.3  | 6  | 0  |
| 2008   | Steelers | 5   | 0    | 0.0  | 4  | 0  |
| 2010   | Steelers | 21  | 63   | 3.0  | 18 | 1  |
| 2011   | Steelers | 3   | 15   | 5.0  | 9  | 0  |
| 2014   | Steelers | 2   | 16   | 8.0  | 16 | 0  |
| 2015   | Steelers | 0   | 0    | 0.0  | 0  | 0  |
| 2016   | Steelers | 8   | 11   | 1.4  | 8  | 0  |
| 2017   | Steelers | 2   | 16   | 8.0  | 15 | 0  |
| 2020   | Steelers | 1   | 0    | 0.0  | 0  | 0  |
| 2021   | Steelers | 2   | -1   | -0.5 | 0  | 0  |
| TOTALS |          | 76  | 245  | 3.2  | 20 | 3  |

SINGLE-GAME HIGHS: QUARTERBACK

|                       |  |                 |   |
|-----------------------|--|-----------------|---|
| Pass Attempts         | 66 vs. Baltimore Ravens, Dec 10, 2017<br>60 vs. Kansas City Chiefs, Sep 16, 2018   | Passer Rating   | 158.3 vs. Carolina Panthers, Nov 08, 2018<br>158.3 at St. Louis Rams, Dec 20, 2007<br>...2 more at 158.3. |
| Pass Completions      | 44 vs. Baltimore Ravens, Dec 10, 2017<br>41 at Denver Broncos, Nov 25, 2018        | Rush Attempts   | 9 at Cincinnati Bengals, Nov 21, 2004<br>7 vs. Carolina Panthers, Dec 23, 2010<br>...1 more at 7.         |
| Yards Passing         | 522 vs. Indianapolis Colts, Oct 26, 2014<br>506 vs. Baltimore Ravens, Dec 10, 2017 | Rushing Yards   | 55 vs. Oakland Raiders, Nov 21, 2010<br>49 vs. Cleveland Browns, Nov 11, 2007                             |
| TD Passes             | 6 vs. Baltimore Ravens, Nov 02, 2014<br>6 vs. Indianapolis Colts, Oct 26, 2014     | Longest Runs    | 30t vs. Cleveland Browns, Nov 11, 2007<br>22 vs. New York Jets, Dec 19, 2010                              |
| Long Passes           | 97t at Denver Broncos, Nov 25, 2018<br>97t at Detroit Lions, Oct 29, 2017          | Rushing TDs     | 1 vs. Tennessee Titans, Dec 19, 2021<br>1 at Jacksonville Jaguars, Nov 18, 2018<br>...18 more at 1.       |
| Completion Percentage | 88.0 vs. Carolina Panthers, Nov 08, 2018<br>86.2 at Oakland Raiders, Dec 09, 2018  | Rushing Average | 5.4 at Cleveland Browns, Nov 14, 2004<br>1.8 at Cincinnati Bengals, Nov 21, 2004                          |

SINGLE-GAME HIGHS - POSTSEASON: QUARTERBACK

|                       |   |                 |   |
|-----------------------|---|-----------------|---|
| Pass Attempts         | 68 vs. Cleveland Browns, Jan 10, 2021<br>58 vs. Jacksonville Jaguars, Jan 14, 2018<br>47 at New England Patriots, Jan 22, 2017<br>45 vs. Baltimore Ravens, Jan 03, 2015<br>44 at Kansas City Chiefs, Jan 16, 2022                     | Passer Rating   | 148.7 at Cincinnati Bengals, Jan 08, 2006<br>124.9 at Denver Broncos, Jan 22, 2006<br>110.5 vs. Jacksonville Jaguars, Jan 14, 2018<br>105.3 vs. Miami Dolphins, Jan 08, 2017<br>101.8 vs. Baltimore Ravens, Jan 15, 2011                      |
| Pass Completions      | 47 vs. Cleveland Browns, Jan 10, 2021<br>37 vs. Jacksonville Jaguars, Jan 14, 2018<br>31 at New England Patriots, Jan 22, 2017<br>31 vs. Baltimore Ravens, Jan 03, 2015<br>29 at Kansas City Chiefs, Jan 16, 2022<br>...1 more at 29. | Rush Attempts   | 11 vs. New York Jets, Jan 23, 2011<br>7 vs. Seattle Seahawks, Feb 05, 2006<br>6 vs. Baltimore Ravens, Jan 15, 2011<br>5 at Indianapolis Colts, Jan 15, 2006<br>5 vs. New England Patriots, Jan 23, 2005                                       |
| Yards Passing         | 501 vs. Cleveland Browns, Jan 10, 2021<br>469 vs. Jacksonville Jaguars, Jan 14, 2018<br>339 at Denver Broncos, Jan 17, 2016<br>337 vs. Jacksonville Jaguars, Jan 05, 2008<br>334 vs. Baltimore Ravens, Jan 03, 2015                   | Rushing Yards   | 45 vs. New England Patriots, Jan 23, 2005<br>31 at Green Bay Packers, Feb 06, 2011<br>30 vs. New York Jets, Jan 15, 2005<br>25 vs. Seattle Seahawks, Feb 05, 2006<br>21 vs. New York Jets, Jan 23, 2011<br>20 vs. New York Jets, Jan 15, 2005 |
| TD Passes             | 5 vs. Jacksonville Jaguars, Jan 14, 2018<br>4 vs. Cleveland Browns, Jan 10, 2021<br>3 at Cincinnati Bengals, Jan 08, 2006<br>2 at Kansas City Chiefs, Jan 16, 2022<br>2 vs. Miami Dolphins, Jan 08, 2017<br>...6 more at 2.           | Longest Runs    | 18 at Green Bay Packers, Feb 06, 2011<br>16 vs. Baltimore Ravens, Jan 03, 2015<br>15 vs. Jacksonville Jaguars, Jan 14, 2018<br>13 vs. New England Patriots, Jan 23, 2005  |
| Long Passes           | 65t vs. Baltimore Ravens, Jan 18, 2009<br>62t vs. Miami Dolphins, Jan 08, 2017<br>60 at Cincinnati Bengals, Jan 09, 2016<br>58 at Denver Broncos, Jan 17, 2016<br>58 vs. Baltimore Ravens, Jan 15, 2011                               | Rushing TDs     | 1 vs. New York Jets, Jan 23, 2011<br>1 vs. Seattle Seahawks, Feb 05, 2006<br>1 at Denver Broncos, Jan 22, 2006  |
| Completion Percentage | 73.7 at Cincinnati Bengals, Jan 08, 2006<br>72.4 at Denver Broncos, Jan 22, 2006<br>72.2 vs. Miami Dolphins, Jan 08, 2017<br>70.0 at Arizona Cardinals, Feb 01, 2009<br>69.1 vs. Cleveland Browns, Jan 10, 2021                       | Rushing Average | 3.6 vs. Seattle Seahawks, Feb 05, 2006<br>1.9 vs. New York Jets, Jan 23, 2011   |

300-YARD PASSING GAMES (68): REGULAR SEASON

| DATE     | TEAM          | NO. | YDS. | AVG. | LG  | TD |
|----------|---------------|-----|------|------|-----|----|
| 12/18/04 | at Giants     | 18  | 316  | 17.6 | 40  | 1  |
| 12/04/05 | BENGALS       | 29  | 386  | 13.3 | 41  | 3  |
| 10/29/06 | at Raiders    | 25  | 301  | 12.0 | 49  | 1  |
| 11/05/06 | BRONCOS       | 38  | 433  | 11.4 | 63  | 3  |
| 10/05/08 | at Jaguars    | 26  | 309  | 11.9 | 48t | 3  |
| 11/16/08 | CHARGERS      | 31  | 308  | 9.9  | 30  | 0  |
| 12/21/08 | at Titans     | 25  | 329  | 13.2 | 31t | 2  |
| 09/10/09 | TITANS        | 33  | 363  | 11.0 | 34t | 1  |
| 10/04/09 | CHARGERS      | 26  | 333  | 12.8 | 35  | 2  |
| 10/18/09 | BROWNS        | 23  | 417  | 18.1 | 52t | 2  |
| 11/22/09 | at Chiefs     | 32  | 398  | 12.4 | 41  | 3  |
| 12/20/09 | PACKERS       | 29  | 503  | 17.3 | 60t | 3  |
| 10/24/10 | at Dolphins   | 19  | 302  | 15.9 | 53t | 2  |
| 11/14/10 | PATRIOTS      | 30  | 387  | 12.9 | 33t | 3  |
| 12/23/10 | PANTHERS      | 22  | 320  | 14.5 | 43t | 1  |
| 09/25/11 | at Colts      | 25  | 364  | 14.6 | 81t | 1  |
| 10/23/11 | at Cardinals  | 26  | 361  | 13.9 | 95t | 3  |
| 10/30/11 | PATRIOTS      | 36  | 365  | 10.1 | 26  | 2  |
| 11/06/11 | RAVENS        | 20  | 330  | 16.5 | 32  | 1  |
| 12/19/11 | at 49ers      | 25  | 330  | 13.2 | 39  | 0  |
| 09/23/12 | at Raiders    | 36  | 384  | 10.7 | 22t | 4  |
| 10/11/12 | at Titans     | 24  | 363  | 15.1 | 82t | 1  |
| 12/16/12 | at Cowboys    | 24  | 339  | 14.1 | 60  | 2  |
| 09/22/13 | BEARS         | 26  | 406  | 15.6 | 45  | 2  |
| 09/29/13 | at Vikings    | 36  | 383  | 10.6 | 36  | 1  |
| 11/03/13 | at Patriots   | 28  | 400  | 14.3 | 42  | 4  |
| 11/17/13 | LIONS         | 29  | 367  | 12.7 | 47t | 4  |
| 12/08/13 | DOLPHINS      | 23  | 349  | 15.2 | 67  | 3  |
| 09/07/14 | BROWNS        | 23  | 365  | 15.9 | 41  | 1  |
| 09/28/14 | BUCCANEERS    | 29  | 314  | 10.8 | 31  | 3  |
| 10/26/14 | COLTS         | 40  | 522  | 13.1 | 52  | 6  |
| 11/02/14 | RAVENS        | 25  | 340  | 13.6 | 54t | 6  |
| 11/09/14 | at Jets       | 30  | 343  | 11.4 | 80t | 1  |
| 11/30/14 | SAINTS        | 32  | 435  | 13.6 | 48  | 2  |
| 12/07/14 | at Bengals    | 25  | 350  | 14.0 | 94t | 3  |
| 12/14/14 | at Falcons    | 27  | 360  | 13.3 | 44  | 0  |
| 12/28/14 | BENGALS       | 24  | 317  | 13.2 | 63t | 2  |
| 09/10/15 | at Patriots   | 26  | 351  | 13.5 | 43  | 1  |
| 09/20/15 | 49ERS         | 21  | 369  | 17.6 | 59  | 3  |
| 11/08/15 | RAIDERS       | 24  | 334  | 13.9 | 59  | 2  |
| 11/15/15 | BROWNS        | 22  | 379  | 17.2 | 64  | 3  |
| 11/29/15 | at Seahawks   | 36  | 456  | 12.7 | 69t | 1  |
| 12/06/15 | COLTS         | 24  | 364  | 15.2 | 68t | 4  |
| 12/20/15 | BRONCOS       | 40  | 380  | 9.5  | 23t | 3  |
| 01/03/16 | at Browns     | 24  | 349  | 14.5 | 66  | 3  |
| 09/12/16 | at Washington | 27  | 300  | 11.1 | 42  | 3  |
| 10/02/16 | CHIEFS        | 22  | 300  | 13.6 | 47  | 5  |
| 10/09/16 | JETS          | 34  | 380  | 11.2 | 72t | 4  |
| 11/13/16 | COWBOYS       | 37  | 408  | 11.0 | 44  | 3  |
| 10/08/17 | JAGUARS       | 33  | 312  | 9.5  | 49  | 0  |
| 10/29/17 | at Lions      | 17  | 317  | 18.6 | 97t | 1  |
| 11/26/17 | PACKERS       | 33  | 351  | 10.6 | 39  | 4  |
| 12/10/17 | RAVENS        | 44  | 506  | 11.5 | 57  | 2  |
| 09/09/18 | at Browns     | 23  | 335  | 14.6 | 67  | 1  |
| 09/16/18 | CHIEFS        | 39  | 452  | 11.6 | 46  | 3  |
| 09/24/18 | at Buccaneers | 30  | 353  | 11.8 | 75t | 3  |
| 10/14/18 | at Bengals    | 32  | 369  | 11.5 | 48  | 1  |
| 11/08/18 | PANTHERS      | 22  | 328  | 14.9 | 75t | 5  |
| 11/18/18 | at Jaguars    | 27  | 314  | 11.6 | 78t | 2  |
| 11/25/18 | at Broncos    | 41  | 462  | 11.3 | 97t | 1  |
| 12/23/18 | at Saints     | 33  | 380  | 11.5 | 49  | 3  |
| 09/20/20 | BRONCOS       | 29  | 311  | 10.7 | 84t | 2  |
| 11/08/20 | at Cowboys    | 29  | 306  | 10.6 | 42  | 3  |
| 11/15/20 | BENGALS       | 27  | 333  | 12.3 | 46  | 4  |
| 12/07/20 | WASHINGTON    | 33  | 305  | 9.2  | 50t | 2  |
| 12/27/20 | COLTS         | 34  | 341  | 10.0 | 39t | 3  |
| 09/26/21 | BENGALS       | 38  | 318  | 8.4  | 29  | 1  |
| 12/09/21 | at Vikings    | 28  | 308  | 11.0 | 38  | 3  |

300-YARD PASSING GAMES (6): POSTSEASON

| DATE     | TEAM        | NO. | YDS. | AVG. | LG  | TD |
|----------|-------------|-----|------|------|-----|----|
| 01/05/08 | JAGUARS     | 29  | 337  | 11.6 | 37t | 2  |
| 01/03/15 | RAVENS      | 31  | 334  | 10.8 | 44  | 1  |
| 01/17/16 | at Broncos  | 24  | 339  | 14.1 | 58  | 0  |
| 01/22/17 | at Patriots | 31  | 314  | 10.1 | 30t | 1  |
| 01/14/18 | JAGUARS     | 37  | 469  | 12.7 | 43t | 5  |
| 01/10/21 | BROWNS      | 47  | 501  | 10.7 | 33  | 4  |

2021 GAME-BY-GAME REGULAR-SEASON STATISTICS (STEELERS)

| DATE        | OPPONENT    | P/S | PASSING          |     |     |       |      |      |     |     |     |       |        | RUSHING |     |    |    |   | W/L/T  | SCORE |
|-------------|-------------|-----|------------------|-----|-----|-------|------|------|-----|-----|-----|-------|--------|---------|-----|----|----|---|--------|-------|
|             |             |     | ATT              | CMP | YDS | PCT   | Y/A  | Y/C  | TD  | INT | LG  | SK/YD | RATE   | ATT     | YDS | LG | TD |   |        |       |
| 09/12       | at Bills    | S   | 32               | 18  | 188 | 56.3  | 5.9  | 10.4 | 1   | 0   | 24  | 2/11  | 83.9   | 4       | 5   | 8  | 0  | W | 23-16  |       |
| 09/19       | Raiders     | S   | 40               | 27  | 295 | 67.5  | 7.4  | 10.9 | 1   | 1   | 52  | 2/3   | 87.0   | 0       | 0   | 0  | 0  | L | 17-26  |       |
| 09/26       | Bengals     | S   | 58               | 38  | 318 | 65.5  | 5.5  | 8.4  | 1   | 2   | 29  | 4/21  | 70.9   | 1       | 5   | 5  | 0  | L | 10-24  |       |
| 10/03       | at Packers  | S   | 40               | 26  | 232 | 65.0  | 5.8  | 8.9  | 1   | 1   | 45t | 2/12  | 78.3   | 0       | 0   | 0  | 0  | L | 17-27  |       |
| 10/10       | Broncos     | S   | 25               | 15  | 253 | 60.0  | 10.1 | 16.9 | 2   | 0   | 59  | 1/9   | 120.9  | 1       | -1  | -1 | 0  | W | 27-19  |       |
| 10/17       | Seahawks    | S   | 40               | 29  | 229 | 72.5  | 7.7  | 7.9  | 1   | 0   | 23  | 1/3   | 94.7   | 2       | -3  | 0  | 0  | W | 23-20+ |       |
| 10/31       | at Browns   | S   | 34               | 22  | 266 | 64.7  | 7.8  | 12.1 | 1   | 0   | 50  | 2/11  | 98.4   | 1       | 0   | 0  | 0  | W | 15-10  |       |
| 11/08       | Bears       | S   | 30               | 21  | 205 | 70.0  | 6.8  | 9.8  | 2   | 0   | 42  | 4/30  | 111.1  | 2       | 0   | 1  | 0  | W | 29-27  |       |
| 11/14       | Lions       |     | RESERVE/COVID-19 |     |     |       |      |      |     |     |     |       |        |         |     |    |    | T | 16-16  |       |
| 11/21       | at Chargers | S   | 44               | 28  | 273 | 63.6  | 6.2  | 9.8  | 3   | 0   | 37  | 3/28  | 103.7  | 0       | 0   | 0  | 0  | L | 37-41  |       |
| 11/28       | at Bengals  | S   | 41               | 24  | 263 | 58.5  | 6.4  | 11.0 | 1   | 2   | 41  | 3/13  | 65.4   | 0       | 0   | 0  | 0  | L | 10-41  |       |
| 12/05       | Ravens      | S   | 31               | 21  | 236 | 67.7  | 7.6  | 11.2 | 2   | 0   | 40  | 1/0   | 111.8  | 1       | -1  | -1 | 0  | W | 20-19  |       |
| 12/09       | at Vikings  | S   | 40               | 28  | 308 | 70.0  | 7.7  | 11.0 | 3   | 1   | 38  | 5/39  | 107.1  | 1       | 5   | 5  | 0  | L | 28-36  |       |
| 12/12       | at Chiefs   | S   | 35               | 23  | 159 | 65.7  | 4.5  | 6.9  | 1   | 1   | 24  | 2/21  | 73.4   | 0       | 0   | 0  | 0  | L | 10-36  |       |
| 01/03       | Browns      | S   | 46               | 24  | 123 | 52.2  | 2.7  | 5.1  | 1   | 1   | 13  | 2/14  | 56.2   | 1       | -1  | -1 | 0  | W | 26-14  |       |
| 01/09       | at Ravens   | S   | 44               | 30  | 244 | 68.2  | 5.5  | 8.1  | 1   | 1   | 25  | 1/9   | 80.1   | 3       | -4  | -1 | 0  | W | 16-13+ |       |
| 2021 TOTALS |             |     | 16-16            | 605 | 390 | 3,740 | 64.5 | 6.2  | 9.6 | 22  | 10  | 59    | 38/239 | 86.8    | 20  | 5  | 8  | 1 | 9-7-1  |       |
| + OverTime  |             |     |                  |     |     |       |      |      |     |     |     |       |        |         |     |    |    |   |        |       |

+ - Overtime

2021 GAME-BY-GAME POSTSEASON STATISTICS (STEELERS)

| DATE        | OPPONENT  | P/S | PASSING |     |     |      |     |     |    |     |    |       |      | RUSHING |     |    |    |     | W/L   | SCORE |
|-------------|-----------|-----|---------|-----|-----|------|-----|-----|----|-----|----|-------|------|---------|-----|----|----|-----|-------|-------|
|             |           |     | ATT     | CMP | YDS | PCT  | Y/A | Y/C | TD | INT | LG | SK/YD | RATE | ATT     | YDS | LG | TD |     |       |       |
| 01/16       | at Chiefs | S   | 44      | 29  | 215 | 65.9 | 4.9 | 7.4 | 2  | 0   | 22 | 2/14  | 92.5 | 2       | -1  | 0  | 0  | L   | 21-42 |       |
| 2021 TOTALS |           | 1-1 | 44      | 29  | 215 | 65.9 | 4.9 | 7.4 | 2  | 0   | 22 | 2/14  | 92.5 | 2       | -1  | 0  | 0  | 0-1 |       |       |

2020 GAME-BY-GAME POSTSEASON STATISTICS (STEELERS)

| DATE        | OPPONENT | P/S | PASSING |     |     |      |      |      |      |     |    |       |      | RUSHING |     |    |    |   | W/L   | SCORE |
|-------------|----------|-----|---------|-----|-----|------|------|------|------|-----|----|-------|------|---------|-----|----|----|---|-------|-------|
|             |          |     | ATT     | CMP | YDS | PCT  | Y/A  | Y/C  | TD   | INT | LG | SK/YD | RATE | ATT     | YDS | LG | TD |   |       |       |
| 01/10       | Browns   | S   | 68      | 47  | 501 | 69.1 | 7.4  | 10.7 | 4    | 4   | 33 | 0/0   | 85.5 | 1       | 0   | 0  | 0  | L | 37-48 |       |
| 2020 TOTALS |          |     | 1-1     | 68  | 47  | 501  | 69.1 | 7.4  | 10.7 | 4   | 4  | 33    | 0/0  | 85.5    | 1   | 0  | 0  | 0 | 0-1   |       |

2017 GAME-BY-GAME POSTSEASON STATISTICS (STEELERS)

| DATE        | OPPONENT | P/S | PASSING |     |     |      |      |      |      |     |     |       |       | RUSHING |     |    |    |   | W/L   | SCORE |
|-------------|----------|-----|---------|-----|-----|------|------|------|------|-----|-----|-------|-------|---------|-----|----|----|---|-------|-------|
|             |          |     | ATT     | CMP | YDS | PCT  | Y/A  | Y/C  | TD   | INT | LG  | SK/YD | RATE  | ATT     | YDS | LG | TD |   |       |       |
| 01/14       | Jaguars  | S   | 58      | 37  | 469 | 63.8 | 8.1  | 12.7 | 5    | 1   | 43t | 2/7   | 110.5 | 2       | 16  | 15 | 0  | L | 42-45 |       |
| 2017 TOTALS |          |     | 1-1     | 58  | 37  | 469  | 63.8 | 8.1  | 12.7 | 5   | 1   | 43T   | 2/7   | 110.5   | 2   | 16 | 15 | 0 | 0-1   |       |

2016 GAME-BY-GAME POSTSEASON STATISTICS (STEELERS)

|             |             |     | PASSING |     |     |      |      |      |      |     |     |       |       | RUSHING |     |    |    |     |       |  |
|-------------|-------------|-----|---------|-----|-----|------|------|------|------|-----|-----|-------|-------|---------|-----|----|----|-----|-------|--|
| DATE        | OPPONENT    | P/S | ATT     | CMP | YDS | PCT  | Y/A  | Y/C  | TD   | INT | LG  | SK/YD | RATE  | ATT     | YDS | LG | TD | W/L | SCORE |  |
| 01/08       | Dolphins    | S   | 18      | 13  | 197 | 72.2 | 10.9 | 15.2 | 2    | 2   | 62t | 1/9   | 105.3 | 4       | 10  | 8  | 0  | W   | 30-12 |  |
| 01/15       | at Chiefs   | S   | 31      | 20  | 224 | 64.5 | 7.2  | 11.2 | 0    | 1   | 52  | 1/6   | 72.5  | 4       | 1   | 4  | 0  | W   | 18-16 |  |
| 01/22       | at Patriots | S   | 47      | 31  | 314 | 66.0 | 6.7  | 10.1 | 1    | 1   | 30t | 0/0   | 83.1  | 0       | 0   | 0  | 0  | L   | 17-36 |  |
| 2016 TOTALS |             |     | 3-3     | 96  | 64  | 735  | 66.7 | 7.7  | 11.5 | 3   | 4   | 62T   | 2/15  | 82.6    | 8   | 11 | 8  | 0   | 2-1   |  |

2015 GAME-BY-GAME POSTSEASON STATISTICS (STEELERS)

|             |            |     | PASSING |     |     |      |     |      |    |     |    |       |      | RUSHING |     |    |    |     |       |  |
|-------------|------------|-----|---------|-----|-----|------|-----|------|----|-----|----|-------|------|---------|-----|----|----|-----|-------|--|
| DATE        | OPPONENT   | P/S | ATT     | CMP | YDS | PCT  | Y/A | Y/C  | TD | INT | LG | SK/YD | RATE | ATT     | YDS | LG | TD | W/L | SCORE |  |
| 01/09       | at Bengals | S   | 31      | 18  | 229 | 58.1 | 7.4 | 12.7 | 1  | 0   | 60 | 3/27  | 92.0 | 0       | 0   | 0  | 0  | W   | 18-16 |  |
| 01/17       | at Broncos | S   | 37      | 24  | 339 | 64.9 | 9.2 | 14.1 | 0  | 0   | 58 | 3/28  | 94.3 | 0       | 0   | 0  | 0  | L   | 16-23 |  |
| 2015 TOTALS |            | 2-2 | 68      | 42  | 568 | 61.8 | 8.4 | 13.5 | 1  | 0   | 60 | 6/55  | 93.3 | 0       | 0   | 0  | 0  | 1-1 |       |  |

2014 GAME-BY-GAME POSTSEASON STATISTICS (STEELERS)

| DATE        | OPPONENT | P/S | PASSING |     |     |      |      |      |      |     |    |       |      | RUSHING |     |    |    |   | W/L   | SCORE |
|-------------|----------|-----|---------|-----|-----|------|------|------|------|-----|----|-------|------|---------|-----|----|----|---|-------|-------|
|             |          |     | ATT     | CMP | YDS | PCT  | Y/A  | Y/C  | TD   | INT | LG | SK/YD | RATE | ATT     | YDS | LG | TD |   |       |       |
| 01/03       | Ravens   | S   | 45      | 31  | 334 | 68.9 | 7.4  | 10.8 | 1    | 2   | 44 | 5/37  | 79.3 | 2       | 16  | 16 | 0  | L | 17-30 |       |
| 2014 TOTALS |          |     | 1-1     | 45  | 31  | 334  | 68.9 | 7.4  | 10.8 | 1   | 2  | 44    | 5/37 | 79.3    | 2   | 16 | 16 | 0 | 0-1   |       |

2011 GAME-BY-GAME POSTSEASON STATISTICS (STEELERS)

|             |            |     | PASSING |     |     |      |     |      |    |     |    |       |      | RUSHING |     |    |    |     |        |  |
|-------------|------------|-----|---------|-----|-----|------|-----|------|----|-----|----|-------|------|---------|-----|----|----|-----|--------|--|
| DATE        | OPPONENT   | P/S | ATT     | CMP | YDS | PCT  | Y/A | Y/C  | TD | INT | LG | SK/YD | RATE | ATT     | YDS | LG | TD | W/L | SCORE  |  |
| 01/08       | at Broncos | S   | 40      | 22  | 289 | 55.0 | 7.2 | 13.1 | 1  | 1   | 33 | 5/45  | 75.9 | 3       | 15  | 9  | 0  | L   | 23-29+ |  |
| 2011 TOTALS |            | 1-1 | 40      | 22  | 289 | 55.0 | 7.2 | 13.1 | 1  | 1   | 33 | 5/45  | 75.9 | 3       | 15  | 9  | 0  | 0-1 |        |  |
| + Overtime  |            |     |         |     |     |      |     |      |    |     |    |       |      |         |     |    |    |     |        |  |

+ - Overtime

2010 GAME-BY-GAME POSTSEASON STATISTICS (STEELERS)

|             |            |     | PASSING |     |     |      |     |      |    |     |    |       |       | RUSHING |     |    |    |     |       |  |
|-------------|------------|-----|---------|-----|-----|------|-----|------|----|-----|----|-------|-------|---------|-----|----|----|-----|-------|--|
| DATE        | OPPONENT   | P/S | ATT     | CMP | YDS | PCT  | Y/A | Y/C  | TD | INT | LG | SK/YD | RATE  | ATT     | YDS | LG | TD | W/L | SCORE |  |
| 01/15       | Ravens     | S   | 32      | 19  | 226 | 59.4 | 7.1 | 11.9 | 2  | 0   | 58 | 6/34  | 101.8 | 6       | 11  | 6  | 0  | W   | 31-24 |  |
| 01/23       | Jets       | S   | 19      | 10  | 133 | 52.6 | 7.0 | 13.3 | 0  | 2   | 24 | 2/12  | 35.5  | 11      | 21  | 12 | 1  | W   | 24-19 |  |
| 02/06       | at Packers | S   | 40      | 25  | 263 | 62.5 | 6.6 | 10.5 | 2  | 2   | 37 | 1/2   | 77.4  | 4       | 31  | 18 | 0  | L   | 25-31 |  |
| 2010 TOTALS |            | 3-3 | 91      | 54  | 622 | 59.3 | 6.8 | 11.5 | 4  | 4   | 58 | 9/48  | 76.4  | 21      | 63  | 18 | 1  | 2-1 |       |  |

2008 GAME-BY-GAME POSTSEASON STATISTICS (STEELERS)

| DATE        | OPPONENT     | P/S | PASSING |     |     |      |     |      |    |     |     |       | RUSHING |     |     |    |    | W/L | SCORE |
|-------------|--------------|-----|---------|-----|-----|------|-----|------|----|-----|-----|-------|---------|-----|-----|----|----|-----|-------|
|             |              |     | ATT     | CMP | YDS | PCT  | Y/A | Y/C  | TD | INT | LG  | SK/YD | RATE    | ATT | YDS | LG | TD |     |       |
| 01/11       | Chargers     | S   | 26      | 17  | 181 | 65.4 | 7.0 | 10.6 | 1  | 0   | 41  | 1/4   | 98.4    | 0   | 0   | 0  | 0  | W   | 35-24 |
| 01/18       | Ravens       | S   | 33      | 16  | 255 | 48.5 | 7.7 | 15.9 | 1  | 0   | 65t | 4/32  | 84.8    | 2   | -2  | -1 | 0  | W   | 23-14 |
| 02/01       | at Cardinals | S   | 30      | 21  | 256 | 70.0 | 8.5 | 12.2 | 1  | 1   | 40  | 3/22  | 93.2    | 3   | 2   | 4  | 0  | W   | 27-23 |
| 2008 TOTALS |              |     | 89      | 54  | 692 | 60.7 | 7.8 | 12.8 | 3  | 1   | 65T | 8/58  | 91.6    | 5   | 0   | 4  | 0  | 3-0 |       |

2007 GAME-BY-GAME POSTSEASON STATISTICS (STEELERS)

| DATE        | OPPONENT | P/S | PASSING |     |     |      |     |      |    |     |     |       | RUSHING |     |     |    |    | W/L | SCORE |
|-------------|----------|-----|---------|-----|-----|------|-----|------|----|-----|-----|-------|---------|-----|-----|----|----|-----|-------|
|             |          |     | ATT     | CMP | YDS | PCT  | Y/A | Y/C  | TD | INT | LG  | SK/YD | RATE    | ATT | YDS | LG | TD |     |       |
| 01/05       | Jaguars  | S   | 42      | 29  | 337 | 69.0 | 8.0 | 11.6 | 2  | 3   | 37t | 6/40  | 79.2    | 4   | 13  | 6  | 0  | L   | 29-31 |
| 2007 TOTALS |          |     | 42      | 29  | 337 | 69.0 | 8.0 | 11.6 | 2  | 3   | 37T | 6/40  | 79.2    | 4   | 13  | 6  | 0  | 0-1 |       |


2005 GAME-BY-GAME POSTSEASON STATISTICS (STEELERS)

| DATE        | OPPONENT   | P/S | PASSING |     |     |      |      |      |    |     |    |       | RUSHING |     |     |    |    | W/L | SCORE |
|-------------|------------|-----|---------|-----|-----|------|------|------|----|-----|----|-------|---------|-----|-----|----|----|-----|-------|
|             |            |     | ATT     | CMP | YDS | PCT  | Y/A  | Y/C  | TD | INT | LG | SK/YD | RATE    | ATT | YDS | LG | TD |     |       |
| 01/08       | at Bengals | S   | 19      | 14  | 208 | 73.7 | 10.9 | 14.9 | 3  | 0   | 54 | 1/6   | 148.7   | 4   | 3   | 6  | 0  | W   | 31-17 |
| 01/15       | at Colts   | S   | 24      | 14  | 197 | 58.3 | 8.2  | 14.1 | 2  | 1   | 45 | 2/14  | 95.3    | 5   | -3  | 1  | 0  | W   | 21-18 |
| 01/22       | at Broncos | S   | 29      | 21  | 275 | 72.4 | 9.5  | 13.1 | 2  | 0   | 30 | 2/7   | 124.9   | 3   | 12  | 6  | 1  | W   | 34-17 |
| 02/05       | Seahawks   | S   | 21      | 9   | 123 | 42.9 | 5.9  | 13.7 | 0  | 2   | 37 | 1/8   | 22.6    | 7   | 25  | 10 | 1  | W   | 21-10 |
| 2005 TOTALS |            |     | 93      | 58  | 803 | 62.4 | 8.6  | 13.8 | 7  | 3   | 54 | 6/35  | 101.7   | 19  | 37  | 10 | 2  | 4-0 |       |

2004 GAME-BY-GAME POSTSEASON STATISTICS (STEELERS)

| DATE        | OPPONENT | P/S | PASSING |     |     |      |     |      |    |     |    |       | RUSHING |     |     |    |    | W/L | SCORE  |
|-------------|----------|-----|---------|-----|-----|------|-----|------|----|-----|----|-------|---------|-----|-----|----|----|-----|--------|
|             |          |     | ATT     | CMP | YDS | PCT  | Y/A | Y/C  | TD | INT | LG | SK/YD | RATE    | ATT | YDS | LG | TD |     |        |
| 01/15       | Jets     | S   | 30      | 17  | 181 | 56.7 | 6.0 | 10.6 | 1  | 2   | 21 | 1/10  | 57.8    | 4   | 30  | 20 | 0  | W   | 20-17+ |
| 01/23       | Patriots | S   | 24      | 14  | 226 | 58.3 | 9.4 | 16.1 | 2  | 3   | 34 | 1/1   | 78.1    | 5   | 45  | 13 | 0  | L   | 27-41  |
| 2004 TOTALS |          |     | 54      | 31  | 407 | 57.4 | 7.5 | 13.1 | 3  | 5   | 34 | 2/11  | 61.3    | 9   | 75  | 20 | 0  | 1-1 |        |

+ - Overtime



2

MASON RUDOLPH

QUARTERBACK

HEIGHT: 6-5      BIRTHPLACE: Rock Hill, SC  
WEIGHT: 235      HOW ACQUIRED: D3a '18  
COLLEGE: Oklahoma State      NFL EXPERIENCE: 4th year  
BORN: Jun. 17, 1995 (26)

MASON RUDOLPH'S NFL REGULAR SEASON PASSING STATISTICS

| DATE   | TEAM     | GP | GS | ATT. | CMP. | PCT. | YDS   | AVG. | TD | INT. | LG  | SK | LST | RATE |
|--------|----------|----|----|------|------|------|-------|------|----|------|-----|----|-----|------|
| 2018   | Steelers | 0  | 0  | 0    | 0    | 0.0  | 0     | 0.0  | 0  | 0    | 0   | 0  | 0   | 0.0  |
| 2019   | Steelers | 10 | 8  | 283  | 176  | 62.2 | 1,765 | 6.2  | 13 | 9    | 76t | 15 | 124 | 82.0 |
| 2020   | Steelers | 5  | 1  | 43   | 25   | 58.1 | 324   | 7.5  | 2  | 1    | 47  | 1  | 8   | 87.7 |
| 2021   | Steelers | 2  | 1  | 58   | 35   | 60.3 | 277   | 4.8  | 1  | 1    | 36  | 0  | 0   | 70.8 |
| TOTALS |          | 17 | 10 | 384  | 236  | 61.5 | 2,366 | 6.2  | 16 | 11   | 76T | 16 | 132 | 80.9 |

MASON RUDOLPH'S NFL POSTSEASON PASSING STATISTICS

| DATE   | TEAM     | GP | GS | ATT. | CMP. | PCT. | YDS | AVG. | TD | INT. | LG | SK | LST | RATE |
|--------|----------|----|----|------|------|------|-----|------|----|------|----|----|-----|------|
| 2020   | Steelers | 0  | 0  | 0    | 0    | 0.0  | 0   | 0.0  | 0  | 0    | 0  | 0  | 0   | 0.0  |
| 2021   | Steelers | 0  | 0  | 0    | 0    | 0.0  | 0   | 0.0  | 0  | 0    | 0  | 0  | 0   | 0.0  |
| TOTALS |          | 0  | 0  | 0    | 0    | 0.0  | 0   | 0.0  | 0  | 0    | 0  | 0  | 0   | 0.0  |

MASON RUDOLPH'S NFL REGULAR SEASON RUSHING STATISTICS

| DATE   | TEAM     | NO. | YDS. | AVG. | LG | TD |
|--------|----------|-----|------|------|----|----|
| 2018   | Steelers | 0   | 0    | 0.0  | 0  | 0  |
| 2019   | Steelers | 21  | 42   | 2.0  | 13 | 0  |
| 2020   | Steelers | 7   | -6   | -0.9 | 1  | 0  |
| 2021   | Steelers | 5   | 53   | 10.6 | 26 | 0  |
| TOTALS |          | 33  | 89   | 2.7  | 26 | 0  |

MASON RUDOLPH'S NFL POSTSEASON RUSHING STATISTICS

| DATE   | TEAM     | NO. | YDS. | AVG. | LG | TD |
|--------|----------|-----|------|------|----|----|
| 2020   | Steelers | 0   | 0    | 0.0  | 0  | 0  |
| 2021   | Steelers | 0   | 0    | 0.0  | 0  | 0  |
| TOTALS |          | 0   | 0    | 0.0  | 0  | 0  |

MASON RUDOLPH'S NFL REGULAR SEASON PASSING/RUSHING STATISTICS

| DATE   | TEAM     | GP | GS | PASSING |      |      |       |      |    |      |     |    |     |      | RUSHING |      |      |    |    |
|--------|----------|----|----|---------|------|------|-------|------|----|------|-----|----|-----|------|---------|------|------|----|----|
|        |          |    |    | ATT.    | CMP. | PCT. | YDS   | AVG. | TD | INT. | LG  | SK | LST | RATE | NO.     | YDS. | AVG. | LG | TD |
| 2018   | Steelers | 0  | 0  | 0       | 0    | 0.0  | 0     | 0.0  | 0  | 0    | 0   | 0  | 0   | 0.0  | 0       | 0    | 0.0  | 0  | 0  |
| 2019   | Steelers | 10 | 8  | 283     | 176  | 62.2 | 1,765 | 6.2  | 13 | 9    | 76t | 15 | 124 | 82.0 | 21      | 42   | 2.0  | 13 | 0  |
| 2020   | Steelers | 5  | 1  | 43      | 25   | 58.1 | 324   | 7.5  | 2  | 1    | 47  | 1  | 8   | 87.7 | 7       | -6   | -0.9 | 1  | 0  |
| 2021   | Steelers | 2  | 1  | 58      | 35   | 60.3 | 277   | 4.8  | 1  | 1    | 36  | 0  | 0   | 70.8 | 5       | 53   | 10.6 | 26 | 0  |
| TOTALS |          | 17 | 10 | 384     | 236  | 61.5 | 2,366 | 6.2  | 16 | 11   | 76T | 16 | 132 | 80.9 | 33      | 89   | 2.7  | 26 | 0  |

MASON RUDOLPH'S NFL POSTSEASON PASSING/RUSHING STATISTICS

| DATE   | TEAM     | GP | GS | PASSING |      |      |     |      |    |      |    |    |     |      | RUSHING |      |      |    |    |
|--------|----------|----|----|---------|------|------|-----|------|----|------|----|----|-----|------|---------|------|------|----|----|
|        |          |    |    | ATT.    | CMP. | PCT. | YDS | AVG. | TD | INT. | LG | SK | LST | RATE | NO.     | YDS. | AVG. | LG | TD |
| 2020   | Steelers | 0  | 0  | 0       | 0    | 0.0  | 0   | 0.0  | 0  | 0    | 0  | 0  | 0   | 0.0  | 0       | 0    | 0.0  | 0  | 0  |
| 2021   | Steelers | 0  | 0  | 0       | 0    | 0.0  | 0   | 0.0  | 0  | 0    | 0  | 0  | 0   | 0.0  | 0       | 0    | 0.0  | 0  | 0  |
| TOTALS |          | 0  | 0  | 0       | 0    | 0.0  | 0   | 0.0  | 0  | 0    | 0  | 0  | 0   | 0.0  | 0       | 0    | 0.0  | 0  | 0  |

SINGLE-GAME HIGHS: QUARTERBACK

Pass Attempts      50 vs. Detroit Lions, Nov 14, 2021  
44 at Cleveland Browns, Nov 14, 2019  
Pass Completions      30 vs. Detroit Lions, Nov 14, 2021  
26 vs. Indianapolis Colts, Nov 03, 2019  
Yards Passing      315 at Cleveland Browns, Jan 03, 2021  
251 vs. Miami Dolphins, Oct 28, 2019  
TD Passes      2 at Cleveland Browns, Jan 03, 2021  
2 vs. Miami Dolphins, Oct 28, 2019  
...3 more at 2.  
Long Passes      76t at San Francisco 49ers, Sep 22, 2019  
47 at Cleveland Browns, Jan 03, 2021

Completion Percentage      85.7 vs. Cincinnati Bengals, Sep 30, 2019  
74.3 vs. Indianapolis Colts, Nov 03, 2019  
Passer Rating      124.6 vs. Cincinnati Bengals, Sep 30, 2019  
104 at New York Jets, Dec 22, 2019  
Rush Attempts      4 vs. Detroit Lions, Nov 14, 2021  
4 at Cincinnati Bengals, Nov 24, 2019  
...1 more at 4.  
Rushing Yards      36 vs. Detroit Lions, Nov 14, 2021  
15 at Cleveland Browns, Nov 14, 2019  
...1 more at 15.  
Longest Runs      26 vs. Detroit Lions, Nov 14, 2021  
17 at Kansas City Chiefs, Dec 26, 2021

300-YARD PASSING GAMES (1): REGULAR SEASON

| DATE     | TEAM      | NO. | YDS. | AVG. | LG | TD |
|----------|-----------|-----|------|------|----|----|
| 01/03/21 | at Browns | 22  | 315  | 14.3 | 47 | 2  |

2021 GAME-BY-GAME REGULAR-SEASON STATISTICS (STEELERS)

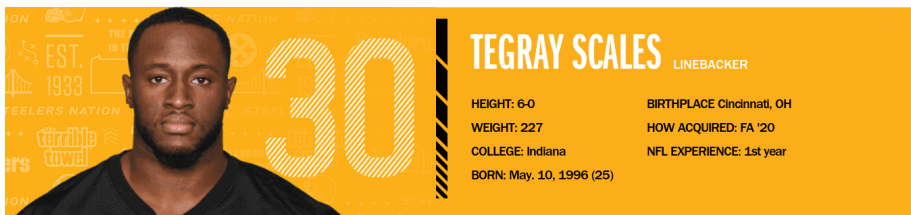
| DATE         | OPPONENT    | P/S | PASSING |     |     |      |      |     |     |     |    |       |      | RUSHING |     |    |    | W/L/T | SCORE  |
|--------------|-------------|-----|---------|-----|-----|------|------|-----|-----|-----|----|-------|------|---------|-----|----|----|-------|--------|
|              |             |     | ATT     | CMP | YDS | PCT  | Y/A  | Y/C | TD  | INT | LG | SK/YD | RATE | ATT     | YDS | LG | TD |       |        |
| 09/12        | at Bills    |     |         |     |     |      |      |     |     |     |    |       |      |         |     |    |    | W     | 23-16  |
| 09/19        | Raiders     |     |         |     |     |      |      |     |     |     |    |       |      |         |     |    |    | L     | 17-26  |
| 09/26        | Bengals     |     |         |     |     |      |      |     |     |     |    |       |      |         |     |    |    | L     | 10-24  |
| 10/03        | at Packers  |     |         |     |     |      |      |     |     |     |    |       |      |         |     |    |    | L     | 17-27  |
| 10/10        | Broncos     |     |         |     |     |      |      |     |     |     |    |       |      |         |     |    |    | W     | 27-19  |
| 10/17        | Seahawks    |     |         |     |     |      |      |     |     |     |    |       |      |         |     |    |    | W     | 23-20+ |
| 10/31        | at Browns   |     |         |     |     |      |      |     |     |     |    |       |      |         |     |    |    | W     | 15-10  |
| 11/08        | Bears       |     |         |     |     |      |      |     |     |     |    |       |      |         |     |    |    | W     | 29-27  |
| 11/14        | Lions       | S   | 50      | 30  | 242 | 60.0 | 4.8  | 8.1 | 1   | 1   | 36 | 0/0   | 70.6 | 4       | 36  | 26 | 0  | T     | 16-16  |
| 11/21        | at Chargers |     |         |     |     |      |      |     |     |     |    |       |      |         |     |    |    | L     | 37-41  |
| 11/28        | at Bengals  |     |         |     |     |      |      |     |     |     |    |       |      |         |     |    |    | L     | 10-41  |
| 12/05        | Ravens      |     |         |     |     |      |      |     |     |     |    |       |      |         |     |    |    | W     | 20-19  |
| 12/09        | at Vikings  |     |         |     |     |      |      |     |     |     |    |       |      |         |     |    |    | L     | 28-36  |
| 12/19        | Titans      |     |         |     |     |      |      |     |     |     |    |       |      |         |     |    |    | W     | 19-13  |
| 12/26        | at Chiefs   | P   | 8       | 5   | 35  | 62.5 | 4.4  | 7.0 | 0   | 0   | 12 | 0/0   | 72.4 | 1       | 17  | 17 | 0  | L     | 10-36  |
| 01/03        | Browns      |     |         |     |     |      |      |     |     |     |    |       |      |         |     |    |    | W     | 26-14  |
| 01/09        | at Ravens   |     |         |     |     |      |      |     |     |     |    |       |      |         |     |    |    | W     | 16-13+ |
| 2021 TOTALS  |             |     | 2-1     | 58  | 35  | 277  | 60.3 | 4.8 | 7.9 | 1   | 1  | 36    | 0/0  | 70.8    | 5   | 53 | 26 | 0     | 9-7-1  |
| + - Overtime |             |     |         |     |     |      |      |     |     |     |    |       |      |         |     |    |    |       |        |

2021 GAME-BY-GAME POSTSEASON STATISTICS (STEELERS)

| DATE        | OPPONENT  | P/S | PASSING |     |     |     |     |     |     |     |    |       |      | RUSHING |     |    |    | W/L | SCORE |
|-------------|-----------|-----|---------|-----|-----|-----|-----|-----|-----|-----|----|-------|------|---------|-----|----|----|-----|-------|
|             |           |     | ATT     | CMP | YDS | PCT | Y/A | Y/C | TD  | INT | LG | SK/YD | RATE | ATT     | YDS | LG | TD |     |       |
| 01/16       | at Chiefs |     |         |     |     |     |     |     |     |     |    |       |      |         |     |    |    | L   | 21-42 |
| 2021 TOTALS |           |     | 0-0     | 0   | 0   | 0   | 0.0 | 0.0 | 0.0 | 0   | 0  | 0     | 0/0  | 0       | 0   | 0  | 0  | 0-1 |       |

2020 GAME-BY-GAME POSTSEASON STATISTICS (STEELERS)

| DATE        | OPPONENT | P/S | PASSING |     |     |     |     |     |     |     |    |       |      | RUSHING |     |    |    | W/L | SCORE |
|-------------|----------|-----|---------|-----|-----|-----|-----|-----|-----|-----|----|-------|------|---------|-----|----|----|-----|-------|
|             |          |     | ATT     | CMP | YDS | PCT | Y/A | Y/C | TD  | INT | LG | SK/YD | RATE | ATT     | YDS | LG | TD |     |       |
| 01/10       | Browns   |     |         |     |     |     |     |     |     |     |    |       |      |         |     |    |    | L   | 37-48 |
| 2020 TOTALS |          |     | 0-0     | 0   | 0   | 0   | 0.0 | 0.0 | 0.0 | 0   | 0  | 0     | 0/0  | 0       | 0   | 0  | 0  | 0-1 |       |



## TEGRAY SCALES' NFL REGULAR SEASON DEFENSIVE STATISTICS

[illegible]

## TEGRAY SCALES' NFL POSTSEASON DEFENSIVE STATISTICS

[illegible]

## 2021 GAME-BY-GAME REGULAR-SEASON STATISTICS (STEELERS/BROWNS)

[illegible]

## 2020 GAME-BY-GAME REGULAR-SEASON STATISTICS (STEELERS)

[illegible]



2018 GAME-BY-GAME REGULAR-SEASON STATISTICS (RAMS/COLTS)


| DATE        | OPPONENT    | P/S | TACKLES |   |   |     |     |     |     | INTERCEPTIONS |    |     |    |    | O. FUMB |    |    |    | ST  |    |   |   | MISC |    | W/L | SCORE |       |
|-------------|-------------|-----|---------|---|---|-----|-----|-----|-----|---------------|----|-----|----|----|---------|----|----|----|-----|----|---|---|------|----|-----|-------|-------|
|             |             |     | TK      | S | A | SK  | YDS | TFL | YDS | QBH           | NO | YDS | LG | TD | PD      | FF | FR | TD | YDS | TK | S | A | FF   | FR |     |       | S     |
| 09/10       | at Raiders  |     |         |   |   |     |     |     |     |               |    |     |    |    |         |    |    |    |     |    |   |   |      |    |     | W     | 33-13 |
| 09/16       | Cardinals   |     |         |   |   |     |     |     |     |               |    |     |    |    |         |    |    |    |     |    |   |   |      |    |     | W     | 34-0  |
| 09/23       | Chargers    |     |         |   |   |     |     |     |     |               |    |     |    |    |         |    |    |    |     |    |   |   |      |    |     | W     | 35-23 |
| 09/27       | Vikings     |     |         |   |   |     |     |     |     |               |    |     |    |    |         |    |    |    |     |    |   |   |      |    |     | W     | 38-31 |
| 10/07       | at Seahawks |     |         |   |   |     |     |     |     |               |    |     |    |    |         |    |    |    |     |    |   |   |      |    |     | W     | 33-31 |
| 10/14       | at Broncos  |     |         |   |   |     |     |     |     |               |    |     |    |    |         |    |    |    |     |    |   |   |      |    |     | W     | 23-20 |
| 10/21       | at 49ers    |     |         |   |   |     |     |     |     |               |    |     |    |    |         |    |    |    |     |    |   |   |      |    |     | W     | 39-10 |
| 10/28       | Packers     |     |         |   |   |     |     |     |     |               |    |     |    |    |         |    |    |    |     |    |   |   |      |    |     | W     | 29-27 |
| 11/04       | at Saints   |     |         |   |   |     |     |     |     |               |    |     |    |    |         |    |    |    |     |    |   |   |      |    |     | L     | 35-45 |
| 11/11       | Seahawks    |     |         |   |   |     |     |     |     |               |    |     |    |    |         |    |    |    |     |    |   |   |      |    |     | W     | 36-31 |
| 12/23       | Giants      |     |         |   |   |     |     |     |     |               |    |     |    |    |         |    |    |    |     |    |   |   |      |    |     | W     | 28-27 |
| 12/30       | at Titans   |     |         |   |   |     |     |     |     |               |    |     |    |    |         |    |    |    |     |    |   |   |      |    |     | W     | 33-17 |
| 2018 TOTALS |             |     | 0       | 0 | 0 | 0.0 | 0.0 | 0   | 0   | 0             | 0  | 0   | 0  | 0  | 0       | 0  | 0  | 0  | 0   | 0  | 0 | 0 | 0    | 0  | 0   | 11-1  |       |

2021 GAME-BY-GAME POSTSEASON STATISTICS (STEELERS)

| DATE        | OPPONENT  | P/S | TACKLES  |   |   |     |     |     |     | INTERCEPTIONS |    |     |    |    | O. FUMB |    |    |    | ST  |    |   |   | MISC |    | W/L | SCORE |   |   |  |  |  |   |       |
|-------------|-----------|-----|----------|---|---|-----|-----|-----|-----|---------------|----|-----|----|----|---------|----|----|----|-----|----|---|---|------|----|-----|-------|---|---|--|--|--|---|-------|
|             |           |     | TK       | S | A | SK  | YDS | TFL | YDS | QBH           | NO | YDS | LG | TD | PD      | FF | FR | TD | YDS | TK | S | A | FF   | FR |     |       | S | A |  |  |  |   |       |
| 01/16       | at Chiefs |     | INACTIVE |   |   |     |     |     |     |               |    |     |    |    |         |    |    |    |     |    |   |   |      |    |     |       |   |   |  |  |  | L | 21-42 |
| 2021 TOTALS |           |     | 0        | 0 | 0 | 0.0 | 0.0 | 0   | 0   | 0             | 0  | 0   | 0  | 0  | 0       | 0  | 0  | 0  | 0   | 0  | 0 | 0 | 0    | 0  | 0   | 0-1   |   |   |  |  |  |   |       |

2020 GAME-BY-GAME POSTSEASON STATISTICS (STEELERS)

| DATE        | OPPONENT | P/S | TACKLES      |   |   |     |     |     |     | INTERCEPTIONS |    |     |    |    | O. FUMB |    |    | ST |     |    |   | MISC |    | W/L | SCORE |     |   |   |       |
|-------------|----------|-----|--------------|---|---|-----|-----|-----|-----|---------------|----|-----|----|----|---------|----|----|----|-----|----|---|------|----|-----|-------|-----|---|---|-------|
|             |          |     | TK           | S | A | SK  | YDS | TFL | YDS | QBH           | NO | YDS | LG | TD | PD      | FF | FR | TD | YDS | TK | S | A    | FF |     |       | FR  | S | A |       |
| 01/10       | Browns   |     | DID NOT PLAY |   |   |     |     |     |     |               |    |     |    |    |         |    |    |    |     |    |   |      |    |     |       |     |   | L | 37-48 |
| 2020 TOTALS |          |     | 0            | 0 | 0 | 0.0 | 0.0 | 0   | 0   | 0             | 0  | 0   | 0  | 0  | 0       | 0  | 0  | 0  | 0   | 0  | 0 | 0    | 0  | 0   | 0     | 0-1 |   |   |       |



93

JOE SCHOBERT

(SHOW-bert)

LINEBACKER

HEIGHT: 6-1

WEIGHT: 240

COLLEGE: Wisconsin

BORN: Nov. 6, 1993 (28)

BIRTHPLACE Waukesha, Wis.

HOW ACQUIRED: TR '21 (JAX)

NFL EXPERIENCE: 6th year

JOE SCHOBERT'S NFL REGULAR SEASON DEFENSIVE STATISTICS

| DATE       | TEAM     | GP | GS | TK  | S   | TACKLES |     |     |      |      | INTERCEPTIONS |    |     |     |    | O. FUMB |    |    | ST |     |    | MISC |   |    |    |   |
|------------|----------|----|----|-----|-----|---------|-----|-----|------|------|---------------|----|-----|-----|----|---------|----|----|----|-----|----|------|---|----|----|---|
|            |          |    |    |     |     | A       | TFL | YDS | SK   | YDS  | QBH           | NO | YDS | LG  | TD | PD      | FF | FR | TD | YDS | TK | S    | A | FF | FR | S |
| 2016       | Browns   | 16 | 4  | 16  | 11  | 5       | 1   | 1   | 0.5  | 3.0  | 3             | 0  | 0   | 0   | 0  | 1       | 0  | 0  | 0  | 12  | 8  | 4    | 0 | 0  | 0  |   |
| 2017       | Browns   | 16 | 16 | 142 | 85  | 57      | 4   | 6   | 3.0  | 18.0 | 7             | 1  | 8   | 8   | 0  | 4       | 3  | 0  | 0  | 2   | 2  | 0    | 0 | 0  | 0  |   |
| 2018       | Browns   | 13 | 13 | 107 | 67  | 46      | 3   | 13  | 3.0  | 20.0 | 6             | 1  | 0   | 0   | 0  | 6       | 2  | 2  | 0  | 26  | 0  | 0    | 0 | 0  | 0  |   |
| 2019       | Browns   | 16 | 16 | 133 | 89  | 44      | 7   | 32  | 2.0  | 19.0 | 4             | 4  | 24  | 20  | 0  | 9       | 2  | 1  | 0  | 21  | 0  | 0    | 0 | 0  | 0  |   |
| 2020       | Jaguars  | 16 | 16 | 141 | 84  | 57      | 6   | 17  | 2.5  | 12.0 | 6             | 3  | 45  | 43t | 1  | 4       | 2  | 0  | 0  | 0   | 0  | 0    | 0 | 0  | 0  |   |
| 2021       | Steelers | 16 | 16 | 112 | 70  | 42      | 2   | 1   | 0.0  | 0.0  | 1             | 1  | 23  | 23  | 0  | 6       | 1  | 0  | 0  | 0   | 0  | 0    | 0 | 0  | 0  |   |
| NFL TOTALS |          | 93 | 81 | 647 | 396 | 251     | 23  | 70  | 11.0 | 72.0 | 27            | 10 | 100 | 43T | 1  | 30      | 10 | 3  | 0  | 47  | 14 | 10   | 4 | 0  | 0  | 0 |

JOE SCHOBERT'S NFL POSTSEASON DEFENSIVE STATISTICS

| TACKLES    |          |    |    |    |   |   |     |     |     | INTERCEPTIONS |     |    |     |    |    | O. FUMB |    |    |    | ST  |    |   |   | MISC |    |    |   |   |
|------------|----------|----|----|----|---|---|-----|-----|-----|---------------|-----|----|-----|----|----|---------|----|----|----|-----|----|---|---|------|----|----|---|---|
| DATE       | TEAM     | GP | GS | TK | S | A | TFL | YDS | SK  | YDS           | QBH | NO | YDS | LG | TD | PD      | FF | FR | TD | YDS | TK | S | A | FF   | FR | TD | S | A |
| 2021       | Steelers | 1  | 0  | 2  | 1 | 1 | 1   | 2   | 0.0 | 0.0           | 0   | 0  | 0   | 0  | 0  | 0       | 0  | 0  | 0  | 0   | 0  | 0 | 0 | 0    | 0  | 0  | 0 | 0 |
| NFL TOTALS |          | 1  | 0  | 2  | 1 | 1 | 1   | 2   | 0.0 | 0.0           | 0   | 0  | 0   | 0  | 0  | 0       | 0  | 0  | 0  | 0   | 0  | 0 | 0 | 0    | 0  | 0  | 0 | 0 |

SINGLE-GAME HIGHS: DEFENSIVE

|                   |  |                                  |   |
|-------------------|--|----------------------------------|---|
| Total Tackles     | 16 at Baltimore Ravens, Sep 29, 2019<br>14 at Oakland Raiders, Sep 30, 2018<br>1.0 vs. Chicago Bears, Dec 27, 2020 | Tackles For Loss                 | 2 vs. Pittsburgh Steelers, Nov 14, 2019<br>2 at Baltimore Ravens, Sep 29, 2019<br>...1 more at 2. |
| Sacks             | 1.0 at Minnesota Vikings, Dec 06, 2020<br>...6 more at 1.0.  | Interceptions                    | 2 vs. Miami Dolphins, Nov 24, 2019<br>2 vs. Pittsburgh Steelers, Nov 14, 2019                     |
| Passes Defensed   | 4 vs. Miami Dolphins, Nov 24, 2019<br>4 vs. Pittsburgh Steelers, Nov 14, 2019                                      | Interception Return Yards        | 43 at Minnesota Vikings, Dec 06, 2020<br>23 vs. Tennessee Titans, Dec 19, 2021                    |
| Forced Fumbles    | 1 at Cleveland Browns, Oct 31, 2021<br>1 vs. Chicago Bears, Dec 27, 2020<br>...8 more at 1.                        | Special Teams Tackles            | 3 at Buffalo Bills, Dec 18, 2016<br>2 at Cincinnati Bengals, Oct 23, 2016                         |
| Fumble Recoveries | 2 vs. Pittsburgh Steelers, Sep 09, 2018<br>1 vs. Los Angeles Rams, Sep 22, 2019                                    | Longest Opponent's Fumble Return | 26 vs. Pittsburgh Steelers, Sep 09, 2018<br>21 vs. Los Angeles Rams, Sep 22, 2019                 |

SINGLE-GAME HIGHS - POSTSEASON: DEFENSIVE

|                  |                                       |
|------------------|---------------------------------------|
| Tackles For Loss | 1 at Kansas City Chiefs, Jan 16, 2022 |
|------------------|---------------------------------------|


2021 GAME-BY-GAME REGULAR-SEASON STATISTICS (STEELERS)

| DATE         | OPPONENT    | P/S   | TACKLES |    |    |     |     |     |     | INTERCEPTIONS    |    |     |    | O. FUMB |    |    | ST |    |     | MISC |   | W/L | SCORE |   |       |        |   |
|--------------|-------------|-------|---------|----|----|-----|-----|-----|-----|------------------|----|-----|----|---------|----|----|----|----|-----|------|---|-----|-------|---|-------|--------|---|
|              |             |       | TK      | S  | A  | SK  | YDS | TFL | YDS | QBH              | NO | YDS | LG | TD      | PD | FF | FR | TD | YDS | TK   | S |     |       | A | FF    | FR     | S |
| 09/12        | at Bills    | S     | 6       | 2  | 4  | 0.0 | 0.0 | 0   | 0   | 0                | 0  | 0   | 0  | 0       | 0  | 0  | 0  | 0  | 0   | 0    | 0 | 0   | 0     | 0 | W     | 23-16  |   |
| 09/19        | Raiders     | S     | 10      | 6  | 4  | 0.0 | 0.0 | 0   | 0   | 0                | 0  | 0   | 0  | 2       | 0  | 0  | 0  | 0  | 0   | 0    | 0 | 0   | 0     | 0 | L     | 17-26  |   |
| 09/26        | Bengals     | S     | 5       | 4  | 1  | 0.0 | 0.0 | 0   | 0   | 0                | 0  | 0   | 0  | 0       | 0  | 0  | 0  | 0  | 0   | 0    | 0 | 0   | 0     | 0 | L     | 10-24  |   |
| 10/03        | at Packers  | S     | 8       | 5  | 3  | 0.0 | 0.0 | 0   | 0   | 0                | 0  | 0   | 0  | 1       | 0  | 0  | 0  | 0  | 0   | 0    | 0 | 0   | 0     | 0 | L     | 17-27  |   |
| 10/10        | Broncos     | S     | 5       | 3  | 2  | 0.0 | 0.0 | 0   | 0   | 0                | 0  | 0   | 0  | 1       | 0  | 0  | 0  | 0  | 0   | 0    | 0 | 0   | 0     | 0 | W     | 27-19  |   |
| 10/17        | Seahawks    | S     | 2       | 1  | 1  | 0.0 | 0.0 | 0   | 0   | 0                | 0  | 0   | 0  | 0       | 0  | 0  | 0  | 0  | 0   | 0    | 0 | 0   | 0     | 0 | W     | 23-20+ |   |
| 10/31        | at Browns   | S     | 9       | 6  | 3  | 0.0 | 0.0 | 0   | 0   | 0                | 0  | 0   | 0  | 0       | 1  | 0  | 0  | 0  | 0   | 0    | 0 | 0   | 0     | 0 | W     | 15-10  |   |
| 11/08        | Bears       | S     | 5       | 2  | 3  | 0.0 | 0.0 | 0   | 0   | 0                | 0  | 0   | 0  | 0       | 0  | 0  | 0  | 0  | 0   | 0    | 0 | 0   | 0     | 0 | W     | 29-27  |   |
| 11/14        | Lions       | S     | 13      | 8  | 5  | 0.0 | 0.0 | 1   | 0   | 0                | 0  | 0   | 0  | 0       | 0  | 0  | 0  | 0  | 0   | 0    | 0 | 0   | 0     | 0 | T     | 16-16  |   |
| 11/21        | at Chargers | S     | 4       | 3  | 1  | 0.0 | 0.0 | 0   | 0   | 0                | 0  | 0   | 0  | 0       | 0  | 0  | 0  | 0  | 0   | 0    | 0 | 0   | 0     | 0 | L     | 37-41  |   |
| 11/28        | at Bengals  | S     | 10      | 8  | 2  | 0.0 | 0.0 | 0   | 0   | 0                | 0  | 0   | 0  | 0       | 0  | 0  | 0  | 0  | 0   | 0    | 0 | 0   | 0     | 0 | L     | 10-41  |   |
| 12/05        | Ravens      | S     | 7       | 6  | 1  | 0.0 | 0.0 | 0   | 0   | 0                | 0  | 0   | 0  | 1       | 0  | 0  | 0  | 0  | 0   | 0    | 0 | 0   | 0     | 0 | W     | 20-19  |   |
| 12/09        | at Vikings  | S     | 7       | 4  | 3  | 0.0 | 0.0 | 0   | 0   | 0                | 0  | 0   | 0  | 0       | 0  | 0  | 0  | 0  | 0   | 0    | 0 | 0   | 0     | 0 | L     | 28-36  |   |
| 12/19        | Titans      | S     | 7       | 4  | 3  | 0.0 | 0.0 | 0   | 0   | 1                | 1  | 23  | 23 | 0       | 1  | 0  | 0  | 0  | 0   | 0    | 0 | 0   | 0     | 0 | W     | 19-13  |   |
| 12/26        | at Chiefs   | S     | 10      | 4  | 6  | 0.0 | 0.0 | 1   | 1   | 0                | 0  | 0   | 0  | 0       | 0  | 0  | 0  | 0  | 0   | 0    | 0 | 0   | 0     | 0 | L     | 10-36  |   |
| 01/03        | Browns      |       |         |    |    |     |     |     |     | RESERVE/COVID-19 |    |     |    |         |    |    |    |    |     |      |   |     |       | W | 26-14 |        |   |
| 01/09        | at Ravens   | S     | 4       | 4  | 0  | 0.0 | 0.0 | 0   | 0   | 0                | 0  | 0   | 0  | 0       | 0  | 0  | 0  | 0  | 0   | 0    | 0 | 0   | 0     | 0 | W     | 16-13+ |   |
| 2021 TOTALS  |             | 16-16 | 112     | 70 | 42 | 0.0 | 0.0 | 2   | 1   | 1                | 1  | 23  | 23 | 0       | 6  | 1  | 0  | 0  | 0   | 0    | 0 | 0   | 0     | 0 | 9-7-1 |        |   |
| + - Overtime |             |       |         |    |    |     |     |     |     |                  |    |     |    |         |    |    |    |    |     |      |   |     |       |   |       |        |   |

+/- Overtime

2021 GAME-BY-GAME POSTSEASON STATISTICS (STEELERS)

| DATE        | OPPONENT  | P/S | TACKLES |   |   |     |     |     |     | INTERCEPTIONS |    |     |    | O. FUMB |    |    | ST |    |     | MISC |   | W/L | SCORE |   |     |       |
|-------------|-----------|-----|---------|---|---|-----|-----|-----|-----|---------------|----|-----|----|---------|----|----|----|----|-----|------|---|-----|-------|---|-----|-------|
|             |           |     | TK      | S | A | SK  | YDS | TFL | YDS | QBH           | NO | YDS | LG | TD      | PD | FF | FR | TD | YDS | TK   | S |     |       | A | FF  | FR    |
| 01/16       | at Chiefs | P   | 2       | 1 | 1 | 0.0 | 0.0 | 1   | 2   | 0             | 0  | 0   | 0  | 0       | 0  | 0  | 0  | 0  | 0   | 0    | 0 | 0   | 0     | 0 | L   | 21-42 |
| 2021 TOTALS |           | 1-0 | 2       | 1 | 1 | 0.0 | 0.0 | 1   | 2   | 0             | 0  | 0   | 0  | 0       | 0  | 0  | 0  | 0  | 0   | 0    | 0 | 0   | 0     | 0 | 0-1 |       |



19

# JUJU SMITH-SCHUSTER

WIDE RECEIVER

HEIGHT: 6-1

BIRTHPLACE Long Beach, CA

WEIGHT: 215

HOW ACQUIRED: D2 '17

COLLEGE: USC

NFL EXPERIENCE: 5th year

BORN: Nov. 22, 1996 (25)

JUJU SMITH-SCHUSTER'S NFL REGULAR SEASON RUSHING/RECEIVING STATISTICS

| DATE       | TEAM     | GP | GS | RECEIVING |       |      |     | TD | RUSHING |      |      |    | TD |
|------------|----------|----|----|-----------|-------|------|-----|----|---------|------|------|----|----|
|            |          |    |    | NO.       | YDS.  | AVG. | LG  |    | NO.     | YDS. | AVG. | LG |    |
| 2017       | Steelers | 14 | 7  | 58        | 917   | 15.8 | 97t | 7  | 0       | 0    | 0.0  | 0  | 0  |
| 2018       | Steelers | 16 | 13 | 111       | 1,426 | 12.8 | 97t | 7  | 1       | 13   | 13.0 | 13 | 0  |
| 2019       | Steelers | 12 | 12 | 42        | 552   | 13.1 | 76t | 3  | 0       | 0    | 0.0  | 0  | 0  |
| 2020       | Steelers | 16 | 14 | 97        | 831   | 8.6  | 31t | 9  | 0       | 0    | 0.0  | 0  | 0  |
| 2021       | Steelers | 5  | 5  | 15        | 129   | 8.6  | 24  | 0  | 3       | 9    | 3.0  | 3t | 1  |
| NFL TOTALS |          | 63 | 51 | 323       | 3,855 | 11.9 | 97T | 26 | 4       | 22   | 5.5  | 13 | 1  |

JUJU SMITH-SCHUSTER'S NFL POSTSEASON RUSHING/RECEIVING STATISTICS

| DATE       | TEAM     | GP | GS | RECEIVING |      |      |    | TD | RUSHING |      |      |    | TD |
|------------|----------|----|----|-----------|------|------|----|----|---------|------|------|----|----|
|            |          |    |    | NO.       | YDS. | AVG. | LG |    | NO.     | YDS. | AVG. | LG |    |
| 2017       | Steelers | 1  | 1  | 3         | 5    | 1.7  | 4t | 1  | 0       | 0    | 0.0  | 0  | 0  |
| 2020       | Steelers | 1  | 1  | 13        | 157  | 12.1 | 33 | 1  | 0       | 0    | 0.0  | 0  | 0  |
| 2021       | Steelers | 1  | 1  | 5         | 26   | 5.2  | 7  | 0  | 0       | 0    | 0.0  | 0  | 0  |
| NFL TOTALS |          | 3  | 3  | 21        | 188  | 9.0  | 33 | 2  | 0       | 0    | 0.0  | 0  | 0  |

JUJU SMITH-SCHUSTER'S NFL REGULAR SEASON RETURN STATISTICS

| DATE       | TEAM     | RET. | KICKOFF RETURNS |      |     |     | TD | PUNT RETURNS |      |      |     | TD |   |
|------------|----------|------|-----------------|------|-----|-----|----|--------------|------|------|-----|----|---|
|            |          |      | YDS.            | AVG. | LG  | NO. |    | FC           | YDS. | AVG. | LG  |    |   |
| 2017       | Steelers | 9    | 240             | 26.7 | 96t | 1   | 0  | 0            | 0    | 0    | 0.0 | 0  | 0 |
| 2018       | Steelers | 0    | 0               | 0.0  | 0   | 0   | 0  | 0            | 0    | 0    | 0.0 | 0  | 0 |
| 2019       | Steelers | 0    | 0               | 0.0  | 0   | 0   | 0  | 0            | 0    | 0    | 0.0 | 0  | 0 |
| 2020       | Steelers | 0    | 0               | 0.0  | 0   | 0   | 0  | 0            | 0    | 0    | 0.0 | 0  | 0 |
| 2021       | Steelers | 0    | 0               | 0.0  | 0   | 0   | 0  | 0            | 0    | 0    | 0.0 | 0  | 0 |
| NFL TOTALS |          | 9    | 240             | 26.7 | 96T | 1   | 0  | 0            | 0    | 0    | 0.0 | 0  | 0 |

JUJU SMITH-SCHUSTER'S NFL POSTSEASON RETURN STATISTICS

| DATE       | TEAM     | RET. | KICKOFF RETURNS |      |    |     | TD | PUNT RETURNS |      |      |     | TD |   |
|------------|----------|------|-----------------|------|----|-----|----|--------------|------|------|-----|----|---|
|            |          |      | YDS.            | AVG. | LG | NO. |    | FC           | YDS. | AVG. | LG  |    |   |
| 2017       | Steelers | 1    | 23              | 23.0 | 23 | 0   | 0  | 0            | 0    | 0    | 0.0 | 0  | 0 |
| 2020       | Steelers | 0    | 0               | 0.0  | 0  | 0   | 0  | 0            | 0    | 0    | 0.0 | 0  | 0 |
| 2021       | Steelers | 0    | 0               | 0.0  | 0  | 0   | 0  | 0            | 0    | 0    | 0.0 | 0  | 0 |
| NFL TOTALS |          | 1    | 23              | 23.0 | 23 | 0   | 0  | 0            | 0    | 0    | 0.0 | 0  | 0 |

SINGLE-GAME HIGHS: RUSHING/RECEIVING

|                    |   |                        |   |
|--------------------|---|------------------------|---|
| Rush Attempts      | 2 vs. Denver Broncos, Oct 10, 2021<br>1 vs. Las Vegas Raiders, Sep 19, 2021<br>...1 more at 1.  | All-Purpose Yards      | 265 vs. Cleveland Browns, Dec 31, 2017<br>193 at Detroit Lions, Oct 29, 2017                    |
| Rushing Yards      | 13 vs. Carolina Panthers, Nov 08, 2018<br>6 vs. Denver Broncos, Oct 10, 2021                    | Kickoff Returns        | 2 vs. Cleveland Browns, Dec 31, 2017<br>2 vs. New England Patriots, Dec 17, 2017                |
| Longest Runs       | 13 vs. Carolina Panthers, Nov 08, 2018<br>3 vs. Denver Broncos, Oct 10, 2021<br>...2 more at 3. | Kickoff Return Yards   | 122 vs. Cleveland Browns, Dec 31, 2017<br>49 vs. New England Patriots, Dec 17, 2017             |
| Rushing TDs        | 1 vs. Las Vegas Raiders, Sep 19, 2021   | Longest Kickoff Return | 96t vs. Cleveland Browns, Dec 31, 2017<br>27 vs. New England Patriots, Dec 17, 2017             |
| Receptions         | 13 at Denver Broncos, Nov 25, 2018<br>13 vs. Kansas City Chiefs, Sep 16, 2018                   | Kickoff Return TDs     | 1 vs. Cleveland Browns, Dec 31, 2017  |
| Receiving Yards    | 193 at Detroit Lions, Oct 29, 2017<br>189 at Denver Broncos, Nov 25, 2018                       | Miscellaneous Tackles  | 2 vs. Jacksonville Jaguars, Oct 08, 2017<br>1 at New York Jets, Dec 22, 2019<br>...9 more at 1. |
| Longest Receptions | 97t at Denver Broncos, Nov 25, 2018<br>97t at Detroit Lions, Oct 29, 2017                       | Most TDs               | 2 at New York Giants, Sep 14, 2020<br>2 at Oakland Raiders, Dec 09, 2018<br>...1 more at 2.     |
| Receiving TDs      | 2 at New York Giants, Sep 14, 2020<br>2 at Oakland Raiders, Dec 09, 2018                        | Receiving Average      | 30.0 vs. Carolina Panthers, Nov 08, 2018<br>27.6 at Detroit Lions, Oct 29, 2017                 |

2021 PITTSBURGH STEELERS

204

UPDATED PLAYER BIOS

SINGLE-GAME HIGHS - POSTSEASON: RUSHING/RECEIVING

|                    |   |                        |  |
|--------------------|---|------------------------|--|
| Receptions         | 13 vs. Cleveland Browns, Jan 10, 2021     | Kickoff Returns        | 1 vs. Jacksonville Jaguars, Jan 14, 2018   |
|                    | 5 at Kansas City Chiefs, Jan 16, 2022     | Kickoff Return Yards   | 23 vs. Jacksonville Jaguars, Jan 14, 2018  |
|                    | 3 vs. Jacksonville Jaguars, Jan 14, 2018  | Longest Kickoff Return | 23 vs. Jacksonville Jaguars, Jan 14, 2018  |
| Receiving Yards    | 157 vs. Cleveland Browns, Jan 10, 2021    | Most TDs               | 1 vs. Cleveland Browns, Jan 10, 2021       |
|                    | 26 at Kansas City Chiefs, Jan 16, 2022    |                        | 1 vs. Jacksonville Jaguars, Jan 14, 2018   |
|                    | 5 vs. Jacksonville Jaguars, Jan 14, 2021  | Receiving Average      | 12.1 vs. Cleveland Browns, Jan 10, 2021    |
| Longest Receptions | 33 vs. Cleveland Browns, Jan 10, 2021     |                        | 5.2 at Kansas City Chiefs, Jan 16, 2022    |
|                    | 27 vs. Cleveland Browns, Jan 10, 2021     |                        | 1.7 vs. Jacksonville Jaguars, Jan 14, 2018 |
|                    | 25 vs. Cleveland Browns, Jan 10, 2021     |                        |  |
| Receiving TDs      | 18 vs. Cleveland Browns, Jan 10, 2021     |                        |  |
|                    | 15 vs. Cleveland Browns, Jan 10, 2021     |                        |  |
|                    | 1 vs. Cleveland Browns, Jan 10, 2021      |                        |  |
| All-Purpose Yards  | 1 vs. Jacksonville Jaguars, Jan 14, 2018  |                        |  |
|                    | 157 vs. Cleveland Browns, Jan 10, 2021    |                        |  |
|                    | 28 vs. Jacksonville Jaguars, Jan 14, 2018 |                        |  |
|                    | 26 at Kansas City Chiefs, Jan 16, 2022    |                        |  |

100-YARD RECEIVING GAMES (12): REGULAR SEASON

| DATE     | TEAM          | NO. | YDS. | AVG. | LG  | TD |
|----------|---------------|-----|------|------|-----|----|
| 10/29/17 | at Lions      | 7   | 193  | 27.6 | 97t | 1  |
| 12/17/17 | PATRIOTS      | 6   | 114  | 19.0 | 69  | 0  |
| 12/31/17 | BROWNS        | 9   | 143  | 15.9 | 46  | 1  |
| 09/09/18 | at Browns     | 5   | 119  | 23.8 | 67  | 0  |
| 09/16/18 | CHIEFS        | 13  | 121  | 9.3  | 21  | 1  |
| 09/24/18 | at Buccaneers | 9   | 116  | 12.9 | 43  | 0  |
| 10/14/18 | at Bengals    | 7   | 111  | 15.9 | 29  | 0  |
| 11/18/18 | at Jaguars    | 8   | 104  | 13.0 | 35  | 0  |
| 11/25/18 | at Broncos    | 13  | 189  | 14.5 | 97t | 1  |
| 12/09/18 | at Raiders    | 8   | 130  | 16.3 | 43  | 2  |
| 12/23/18 | at Saints     | 11  | 115  | 10.5 | 23  | 0  |
| 10/28/19 | DOLPHINS      | 5   | 103  | 20.6 | 34  | 1  |

100-YARD RECEIVING GAMES (1): POSTSEASON

| DATE     | TEAM   | NO. | YDS. | AVG. | LG | TD |
|----------|--------|-----|------|------|----|----|
| 01/10/21 | BROWNS | 13  | 157  | 12.1 | 33 | 1  |

2021 GAME-BY-GAME REGULAR-SEASON STATISTICS (STEELERS)

|              |             |     | RECEIVING |      |      |     |    | RUSHING         |      |      |     |    |       |        |
|--------------|-------------|-----|-----------|------|------|-----|----|-----------------|------|------|-----|----|-------|--------|
| DATE         | OPPONENT    | P/S | NO.       | YDS. | AVG. | LG  | TD | NO.             | YDS. | AVG. | LG  | TD | W/L/T | SCORE  |
| 09/12        | at Bills    | S   | 4         | 52   | 13.0 | 24  | 0  | 0               | 0    | 0.0  | 0   | 0  | W     | 23-16  |
| 09/19        | Raiders     | S   | 6         | 41   | 6.8  | 17  | 0  | 1               | 3    | 3.0  | 3t  | 1  | L     | 17-26  |
| 09/26        | Bengals     | S   | 3         | 25   | 8.3  | 16  | 0  | 0               | 0    | 0.0  | 0   | 0  | L     | 10-24  |
| 10/03        | at Packers  | S   | 2         | 11   | 5.5  | 9   | 0  | 0               | 0    | 0.0  | 0   | 0  | L     | 17-27  |
| 10/10        | Broncos     | S   | 0         | 0    | 0.0  | 0   | 0  | 2               | 6    | 3.0  | 3   | 0  | W     | 27-19  |
| 10/17        | Seahawks    |     |           |      |      |     |    | INJURED RESERVE |      |      |     |    | W     | 23-20+ |
| 10/31        | at Browns   |     |           |      |      |     |    | INJURED RESERVE |      |      |     |    | W     | 15-10  |
| 11/08        | Bears       |     |           |      |      |     |    | INJURED RESERVE |      |      |     |    | W     | 29-27  |
| 11/14        | Lions       |     |           |      |      |     |    | INJURED RESERVE |      |      |     |    | T     | 16-16  |
| 11/21        | at Chargers |     |           |      |      |     |    | INJURED RESERVE |      |      |     |    | L     | 37-41  |
| 11/28        | at Bengals  |     |           |      |      |     |    | INJURED RESERVE |      |      |     |    | L     | 10-41  |
| 12/05        | Ravens      |     |           |      |      |     |    | INJURED RESERVE |      |      |     |    | W     | 20-19  |
| 12/09        | at Vikings  |     |           |      |      |     |    | INJURED RESERVE |      |      |     |    | L     | 28-36  |
| 12/19        | Titans      |     |           |      |      |     |    | INJURED RESERVE |      |      |     |    | W     | 19-13  |
| 12/26        | at Chiefs   |     |           |      |      |     |    | INJURED RESERVE |      |      |     |    | L     | 10-36  |
| 01/03        | Browns      |     |           |      |      |     |    | INJURED RESERVE |      |      |     |    | W     | 26-14  |
| 01/09        | at Ravens   |     |           |      |      |     |    | INJURED RESERVE |      |      |     |    | W     | 16-13+ |
| 2021 TOTALS  |             |     | 5-5       | 15   | 129  | 8.6 | 24 | 0               | 3    | 9    | 3.0 | 3T | 1     | 9-7-1  |
| + - Overtime |             |     |           |      |      |     |    |                 |      |      |     |    |       |        |

2021 GAME-BY-GAME POSTSEASON STATISTICS (STEELERS)


|             |           |     | RECEIVING |      |      |     |    | RUSHING |      |      |     |    |     |       |
|-------------|-----------|-----|-----------|------|------|-----|----|---------|------|------|-----|----|-----|-------|
| DATE        | OPPONENT  | P/S | NO.       | YDS. | AVG. | LG  | TD | NO.     | YDS. | AVG. | LG  | TD | W/L | SCORE |
| 01/16       | at Chiefs | S   | 5         | 26   | 5.2  | 7   | 0  | 0       | 0    | 0.0  | 0   | 0  | L   | 21-42 |
| 2021 TOTALS |           |     | 1-1       | 5    | 26   | 5.2 | 7  | 0       | 0    | 0    | 0.0 | 0  | 0   | 0-1   |

2020 GAME-BY-GAME POSTSEASON STATISTICS (STEELERS)

|             |          |     | RECEIVING |      |      |      |    | RUSHING |      |      |     |    |     |       |
|-------------|----------|-----|-----------|------|------|------|----|---------|------|------|-----|----|-----|-------|
| DATE        | OPPONENT | P/S | NO.       | YDS. | AVG. | LG   | TD | NO.     | YDS. | AVG. | LG  | TD | W/L | SCORE |
| 01/10       | Browns   | S   | 13        | 157  | 12.1 | 33   | 1  | 0       | 0    | 0.0  | 0   | 0  | L   | 37-48 |
| 2020 TOTALS |          |     | 1-1       | 13   | 157  | 12.1 | 33 | 1       | 0    | 0    | 0.0 | 0  | 0   | 0-1   |

2017 GAME-BY-GAME POSTSEASON STATISTICS (STEELERS)

|             |          |     | RECEIVING |      |      |    |    | RUSHING |      |      |    |    |     |       |
|-------------|----------|-----|-----------|------|------|----|----|---------|------|------|----|----|-----|-------|
| DATE        | OPPONENT | P/S | NO.       | YDS. | AVG. | LG | TD | NO.     | YDS. | AVG. | LG | TD | W/L | SCORE |
| 01/14       | Jaguars  | S   | 3         | 5    | 1.7  | 4t | 1  | 0       | 0    | 0.0  | 0  | 0  | L   | 42-45 |
| 2017 TOTALS |          | 1-1 | 3         | 5    | 1.7  | 4T | 1  | 0       | 0    | 0.0  | 0  | 0  | 0-1 |       |



24

**BENNY SNELL JR.** RUNNING BACK

HEIGHT: 5-10

BIRTHPLACE: Columbus, OH

WEIGHT: 224

HOW ACQUIRED: D4 '19

COLLEGE: Kentucky

NFL EXPERIENCE: 3rd year

BORN: Feb. 26, 1998 (23)

BENNY SNELL JR.'S NFL REGULAR SEASON RUSHING/RECEIVING STATISTICS

| DATE       | TEAM     | GP | GS | RUSHING |      |      |    |    | RECEIVING |      |      |    |    |
|------------|----------|----|----|---------|------|------|----|----|-----------|------|------|----|----|
|            |          |    |    | NO.     | YDS. | AVG. | LG | TD | NO.       | YDS. | AVG. | LG | TD |
| 2019       | Steelers | 13 | 2  | 108     | 426  | 3.9  | 23 | 2  | 3         | 23   | 7.7  | 14 | 0  |
| 2020       | Steelers | 16 | 3  | 111     | 368  | 3.3  | 30 | 4  | 10        | 61   | 6.1  | 14 | 0  |
| 2021       | Steelers | 17 | 0  | 36      | 98   | 2.7  | 9  | 0  | 2         | 13   | 6.5  | 7  | 0  |
| NFL TOTALS |          | 46 | 5  | 255     | 892  | 3.5  | 30 | 6  | 15        | 97   | 6.5  | 14 | 0  |

BENNY SNELL JR.'S NFL POSTSEASON RUSHING/RECEIVING STATISTICS

| DATE       | TEAM     | GP | GS | RUSHING |      |      |    |    | RECEIVING |      |      |    |    |
|------------|----------|----|----|---------|------|------|----|----|-----------|------|------|----|----|
|            |          |    |    | NO.     | YDS. | AVG. | LG | TD | NO.       | YDS. | AVG. | LG | TD |
| 2020       | Steelers | 1  | 0  | 2       | 13   | 6.5  | 11 | 0  | 1         | 4    | 4.0  | 4  | 0  |
| 2021       | Steelers | 1  | 0  | 2       | 15   | 7.5  | 8  | 0  | 2         | 16   | 8.0  | 11 | 0  |
| NFL TOTALS |          | 2  | 0  | 4       | 28   | 7.0  | 11 | 0  | 3         | 20   | 6.7  | 11 | 0  |

BENNY SNELL JR.'S NFL REGULAR SEASON RETURN STATISTICS

|            |          | KICKOFF RETURNS |      |      |    |    | PUNT RETURNS |    |      |      |    |    |
|------------|----------|-----------------|------|------|----|----|--------------|----|------|------|----|----|
| DATE       | TEAM     | RET.            | YDS. | AVG. | LG | TD | NO.          | FC | YDS. | AVG. | LG | TD |
| 2019       | Steelers | 1               | 8    | 8.0  | 8  | 0  | 0            | 0  | 0    | 0.0  | 0  | 0  |
| 2020       | Steelers | 0               | 0    | 0.0  | 0  | 0  | 0            | 0  | 0    | 0.0  | 0  | 0  |
| 2021       | Steelers | 0               | 0    | 0.0  | 0  | 0  | 0            | 0  | 0    | 0.0  | 0  | 0  |
| NFL TOTALS |          | 1               | 8    | 8.0  | 8  | 0  | 0            | 0  | 0    | 0.0  | 0  | 0  |

BENNY SNELL JR.'S NFL POSTSEASON RETURN STATISTICS

| KICKOFF RETURNS |          |      |      |      |    |    | PUNT RETURNS |    |      |      |    |    |  |
|-----------------|----------|------|------|------|----|----|--------------|----|------|------|----|----|--|
| DATE            | TEAM     | RET. | YDS. | AVG. | LG | TD | NO.          | FC | YDS. | AVG. | LG | TD |  |
| 2020            | Steelers | 0    | 0    | 0.0  | 0  | 0  | 0            | 0  | 0    | 0.0  | 0  | 0  |  |
| 2021            | Steelers | 0    | 0    | 0.0  | 0  | 0  | 0            | 0  | 0    | 0.0  | 0  | 0  |  |
| NFL TOTALS      |          | 0    | 0    | 0.0  | 0  | 0  | 0            | 0  | 0    | 0.0  | 0  | 0  |  |

SINGLE-GAME HIGHS: RUSHING/RECEIVING

- Rush Attempts
- 21 at Cincinnati Bengals, Nov 24, 2019  
19 at New York Giants, Sep 14, 2020  
113 at New York Giants, Sep 14, 2020  
98 at Cincinnati Bengals, Nov 24, 2019
- Longest Runs
- 30 at New York Giants, Sep 14, 2020  
29 at Cincinnati Bengals, Dec 21, 2020
- Rushing TDs
- 1 at Cincinnati Bengals, Dec 21, 2020  
1 at Jacksonville Jaguars, Nov 22, 2020  
...4 more at 1.
- Receptions
- 3 at Cincinnati Bengals, Dec 21, 2020  
3 vs. Baltimore Ravens, Dec 02, 2020
- Receiving Yards
- 33 vs. Baltimore Ravens, Dec 02, 2020  
23 at Cincinnati Bengals, Dec 21, 2020
- Longest Receptions
- 14 at Cincinnati Bengals, Dec 21, 2020  
14 at Los Angeles Chargers, Oct 13, 2019
- All-Purpose Yards
- 113 at New York Giants, Sep 14, 2020  
107 at Cincinnati Bengals, Dec 21, 2020

- Kickoff Returns
- 1 at Baltimore Ravens, Dec 29, 2019
- Kickoff Return Yards
- 8 at Baltimore Ravens, Dec 29, 2019
- Longest Kickoff Return
- 8 at Baltimore Ravens, Dec 29, 2019
- Special Teams Tackles
- 2 vs. Cleveland Browns, Jan 03, 2022  
2 at Buffalo Bills, Dec 13, 2020
- Miscellaneous Tackles
- 1 at Cleveland Browns, Jan 03, 2021
- Most TDs
- 1 at Cincinnati Bengals, Dec 21, 2020  
1 at Jacksonville Jaguars, Nov 22, 2020  
...3 more at 1.
- Rushing Average
- 6.0 at New York Giants, Sep 14, 2020  
5.1 at Baltimore Ravens, Dec 29, 2019

SINGLE-GAME HIGHS - POSTSEASON: RUSHING/RECEIVING

|               |  |                           |  |
|---------------|--|---------------------------|--|
| Rush Attempts | 2 at Kansas City Chiefs, Jan 16, 2022  | Receiving Yards           | 16 at Kansas City Chiefs, Jan 16, 2022 |
|               | 2 vs. Cleveland Browns, Jan 10, 2021   |                           | 4 vs. Cleveland Browns, Jan 10, 2021   |
| Rushing Yards | 15 at Kansas City Chiefs, Jan 16, 2022 | Longest Receptions        | 11 at Kansas City Chiefs, Jan 16, 2022 |
|               | 13 vs. Cleveland Browns, Jan 10, 2021  |                           | 5 at Kansas City Chiefs, Jan 16, 2022  |
| Longest Runs  | 11 vs. Cleveland Browns, Jan 10, 2021  | All-Purpose Yards         | 4 vs. Cleveland Browns, Jan 10, 2021   |
|               | 8 at Kansas City Chiefs, Jan 16, 2022  |                           | 31 at Kansas City Chiefs, Jan 16, 2022 |
|               | 7 at Kansas City Chiefs, Jan 16, 2022  | Longest Own Fumble Return | 17 vs. Cleveland Browns, Jan 10, 2021  |
|               | 2 vs. Cleveland Browns, Jan 10, 2021   |                           | 9 at Kansas City Chiefs, Jan 16, 2022  |
| Receptions    | 2 at Kansas City Chiefs, Jan 16, 2022  |                           |  |
|               | 1 vs. Cleveland Browns, Jan 10, 2021   |                           |  |

100-YARD RUSHING GAMES (1): REGULAR SEASON

| DATE     | TEAM      | ATT. | YDS. | AVG. | LG | TD |
|----------|-----------|------|------|------|----|----|
| 09/14/20 | at Giants | 19   | 113  | 5.9  | 30 | 0  |

2021 GAME-BY-GAME REGULAR-SEASON STATISTICS (STEELERS)


|              |             | RUSHING |     |      |      |    | RECEIVING |     |      |      |    | W/L/T | SCORE  |
|--------------|-------------|---------|-----|------|------|----|-----------|-----|------|------|----|-------|--------|
| DATE         | OPPONENT    | P/S     | NO. | YDS. | AVG. | LG | TD        | NO. | YDS. | AVG. | LG |       |        |
| 09/12        | at Bills    | P       | 0   | 0    | 0.0  | 0  | 0         | 0   | 0    | 0.0  | 0  | W     | 23-16  |
| 09/19        | Raiders     | P       | 2   | 1    | 0.5  | 1  | 0         | 0   | 0    | 0.0  | 0  | L     | 17-26  |
| 09/26        | Bengals     | P       | 0   | 0    | 0.0  | 0  | 0         | 0   | 0    | 0.0  | 0  | L     | 10-24  |
| 10/03        | at Packers  | P       | 1   | 0    | 0.0  | 0  | 0         | 0   | 0    | 0.0  | 0  | L     | 17-27  |
| 10/10        | Broncos     | P       | 5   | 20   | 4.0  | 9  | 0         | 0   | 0    | 0.0  | 0  | W     | 27-19  |
| 10/17        | Seahawks    | P       | 0   | 0    | 0.0  | 0  | 0         | 0   | 0    | 0.0  | 0  | W     | 23-20+ |
| 10/31        | at Browns   | P       | 0   | 0    | 0.0  | 0  | 0         | 1   | 7    | 7.0  | 7  | W     | 15-10  |
| 11/08        | Bears       | P       | 2   | 6    | 3.0  | 5  | 0         | 0   | 0    | 0.0  | 0  | W     | 29-27  |
| 11/14        | Lions       | P       | 1   | 4    | 4.0  | 4  | 0         | 0   | 0    | 0.0  | 0  | T     | 16-16  |
| 11/21        | at Chargers | P       | 2   | 7    | 3.5  | 4  | 0         | 0   | 0    | 0.0  | 0  | L     | 37-41  |
| 11/28        | at Bengals  | P       | 2   | 5    | 2.5  | 4  | 0         | 0   | 0    | 0.0  | 0  | L     | 10-41  |
| 12/05        | Ravens      | P       | 2   | 13   | 6.5  | 8  | 0         | 0   | 0    | 0.0  | 0  | W     | 20-19  |
| 12/09        | at Vikings  | P       | 1   | -2   | -2.0 | -2 | 0         | 0   | 0    | 0.0  | 0  | L     | 28-36  |
| 12/19        | Titans      | P       | 0   | 0    | 0.0  | 0  | 0         | 0   | 0    | 0.0  | 0  | W     | 19-13  |
| 12/26        | at Chiefs   | P       | 5   | 20   | 4.0  | 8  | 0         | 1   | 6    | 6.0  | 6  | L     | 10-36  |
| 01/03        | Browns      | P       | 1   | 2    | 2.0  | 2  | 0         | 0   | 0    | 0.0  | 0  | W     | 26-14  |
| 01/09        | at Ravens   | P       | 12  | 22   | 1.8  | 9  | 0         | 0   | 0    | 0.0  | 0  | W     | 16-13+ |
| 2021 TOTALS  |             | 17-0    | 36  | 98   | 2.7  | 9  | 0         | 2   | 13   | 6.5  | 7  | 0     | 9-7-1  |
| + - Overtime |             |         |     |      |      |    |           |     |      |      |    |       |        |

2021 GAME-BY-GAME POSTSEASON STATISTICS (STEELERS)

|             |           | RUSHING |     |      |      |    | RECEIVING |     |      |      |    | W/L | SCORE |
|-------------|-----------|---------|-----|------|------|----|-----------|-----|------|------|----|-----|-------|
| DATE        | OPPONENT  | P/S     | NO. | YDS. | AVG. | LG | TD        | NO. | YDS. | AVG. | LG |     |       |
| 01/16       | at Chiefs | P       | 2   | 15   | 7.5  | 8  | 0         | 2   | 16   | 8.0  | 11 | 0   | 21-42 |
| 2021 TOTALS |           | 1-0     | 2   | 15   | 7.5  | 8  | 0         | 2   | 16   | 8.0  | 11 | 0   | 0-1   |

2020 GAME-BY-GAME POSTSEASON STATISTICS (STEELERS)

|             |          | RUSHING |     |      |      |    | RECEIVING |     |      |      |    | W/L | SCORE |
|-------------|----------|---------|-----|------|------|----|-----------|-----|------|------|----|-----|-------|
| DATE        | OPPONENT | P/S     | NO. | YDS. | AVG. | LG | TD        | NO. | YDS. | AVG. | LG |     |       |
| 01/10       | Browns   | P       | 2   | 13   | 6.5  | 11 | 0         | 1   | 4    | 4.0  | 4  | 0   | 37-48 |
| 2020 TOTALS |          | 1-0     | 2   | 13   | 6.5  | 11 | 0         | 1   | 4    | 4.0  | 4  | 0   | 0-1   |



ROBERT SPILLANE

(Spill-LANE)

LINEBACKER

HEIGHT: 6-1

BIRTHPLACE Oak Park, IL

WEIGHT: 229

HOW ACQUIRED: FA '19

COLLEGE: Western Michigan

NFL EXPERIENCE: 3rd year

BORN: Dec. 14, 1995 (26)

ROBERT SPILLANE'S NFL REGULAR SEASON DEFENSIVE STATISTICS

| DATE                               | TEAM     | GP | GS | TACKLES |    |    |     |     |     |      |     |    |     | INTERCEPTIONS |    |    |    |    | O. FUMB |     |    |   |   | ST |    |   |   | MISC |  |  |  |
|------------------------------------|----------|----|----|---------|----|----|-----|-----|-----|------|-----|----|-----|---------------|----|----|----|----|---------|-----|----|---|---|----|----|---|---|------|--|--|--|
|                                    |          |    |    | TK      | S  | A  | TFL | YDS | SK  | YDS  | QBH | NO | YDS | LG            | TD | PD | FF | FR | TD      | YDS | TK | S | A | FF | FR | S | A |      |  |  |  |
| 2018                               | Titans   | 2  | 0  | 0       | 0  | 0  | 0   | 0   | 0.0 | 0.0  | 0   | 0  | 0   | 0             | 0  | 0  | 0  | 0  | 0       | 0   | 0  | 0 | 0 | 0  | 0  | 0 |   |      |  |  |  |
| 2019                               | Titans   | 0  | 0  | 0       | 0  | 0  | 0   | 0   | 0.0 | 0.0  | 0   | 0  | 0   | 0             | 0  | 0  | 0  | 0  | 0       | 0   | 0  | 0 | 0 | 0  | 0  | 0 |   |      |  |  |  |
| Went from Tennessee to Pittsburgh. |          |    |    |         |    |    |     |     |     |      |     |    |     |               |    |    |    |    |         |     |    |   |   |    |    |   |   |      |  |  |  |
| 2019                               | Steelers | 8  | 0  | 1       | 1  | 0  | 0   | 0   | 0.0 | 0.0  | 0   | 0  | 0   | 0             | 0  | 0  | 0  | 0  | 0       | 10  | 7  | 3 | 0 | 0  | 0  | 0 |   |      |  |  |  |
| 2019                               | TOTAL    | 8  | 0  | 1       | 1  | 0  | 0   | 0   | 0.0 | 0.0  | 0   | 0  | 0   | 0             | 0  | 0  | 0  | 0  | 0       | 10  | 7  | 3 | 0 | 0  | 0  | 0 |   |      |  |  |  |
| 2020                               | Steelers | 12 | 7  | 43      | 37 | 6  | 4   | 21  | 2.0 | 15.0 | 3   | 1  | 33  | 33t           | 1  | 4  | 0  | 1  | 0       | 2   | 2  | 0 | 0 | 0  | 0  | 0 |   |      |  |  |  |
| 2021                               | Steelers | 14 | 4  | 45      | 23 | 22 | 2   | 4   | 0.0 | 0.0  | 0   | 0  | 0   | 0             | 0  | 0  | 0  | 0  | 0       | 11  | 6  | 5 | 0 | 0  | 0  | 0 |   |      |  |  |  |
| NFL TOTALS                         |          | 36 | 11 | 89      | 61 | 28 | 6   | 25  | 2.0 | 15.0 | 3   | 1  | 33  | 33T           | 1  | 4  | 0  | 1  | 0       | 23  | 15 | 8 | 0 | 0  | 0  | 0 |   |      |  |  |  |

ROBERT SPILLANE'S NFL POSTSEASON DEFENSIVE STATISTICS

| DATE       | TEAM     | GP | GS | TACKLES |    |   |     |     |     |     | INTERCEPTIONS |    |     |    |    | O. FUMB |    |    |    | ST  |    |   |   | MISC |    |
|------------|----------|----|----|---------|----|---|-----|-----|-----|-----|---------------|----|-----|----|----|---------|----|----|----|-----|----|---|---|------|----|
|            |          |    |    | TK      | S  | A | TFL | YDS | SK  | YDS | QBH           | NO | YDS | LG | TD | PD      | FF | FR | TD | YDS | TK | S | A | FF   | FR |
| 2020       | Steelers | 1  | 1  | 9       | 6  | 3 | 0   | 0   | 0.0 | 0.0 | 0             | 0  | 0   | 0  | 0  | 0       | 0  | 0  | 0  | 0   | 0  | 0 | 0 | 0    | 0  |
| 2021       | Steelers | 1  | 1  | 5       | 5  | 0 | 0   | 0   | 0.0 | 0.0 | 0             | 0  | 0   | 0  | 0  | 0       | 0  | 0  | 0  | 0   | 0  | 0 | 0 | 0    | 0  |
| NFL TOTALS |          | 2  | 2  | 14      | 11 | 3 | 0   | 0   | 0.0 | 0.0 | 0             | 0  | 0   | 0  | 0  | 0       | 0  | 0  | 0  | 0   | 0  | 0 | 0 | 0    | 0  |

SINGLE-GAME HIGHS: DEFENSIVE

Total Tackles 13 at Kansas City Chiefs, Dec 26, 2021  
11 at Baltimore Ravens, Nov 01, 2020  
Sacks 1.0 vs. Washington, Dec 07, 2020  
1.0 vs. Cincinnati Bengals, Nov 15, 2020  
Passes Defensed 2 vs. Washington, Dec 07, 2020  
2 at Baltimore Ravens, Nov 01, 2020  
Fumble Recoveries 1 at Baltimore Ravens, Nov 01, 2020

Tackles For Loss 1 vs. Las Vegas Raiders, Sep 19, 2021  
1 vs. Washington Football Team, Dec 07, 2020  
...3 more at 1.  
Interceptions 1 at Baltimore Ravens, Nov 01, 2020  
Interception Return Yards 33 at Baltimore Ravens, Nov 01, 2020  
Special Teams Tackles 4 at Cincinnati Bengals, Nov 24, 2019  
2 at Los Angeles Chargers, Nov 21, 2021  
...4 more at 2.

SINGLE-GAME HIGHS - POSTSEASON: DEFENSIVE

Total Tackles 9 vs. Cleveland Browns, Jan 10, 2021  
5 at Kansas City Chiefs, Jan 16, 2022

2021 GAME-BY-GAME REGULAR-SEASON STATISTICS (STEELERS)

| DATE         | OPPONENT    | P/S | TACKLES          |    |    |    |     |     |     |     | INTERCEPTIONS |     |    |    |    | O. FUMB |    |    | ST  |    |   | MISC |    |    |   |   |        |       |
|--------------|-------------|-----|------------------|----|----|----|-----|-----|-----|-----|---------------|-----|----|----|----|---------|----|----|-----|----|---|------|----|----|---|---|--------|-------|
|              |             |     | TK               | S  | A  | SK | YDS | TFL | YDS | QBH | NO            | YDS | LG | TD | PD | FF      | FR | TD | YDS | TK | S | A    | FF | FR | S | A |        |       |
| 09/12        | at Bills    |     | ON INACTIVE LIST |    |    |    |     |     |     |     |               |     |    |    |    |         |    |    |     |    |   |      |    |    |   |   | W      | 23-16 |
| 09/19        | Raiders     | S   | 10               | 7  | 3  | 0  | 0   | 0   | 0   | 1   | 2             | 0   | 0  | 0  | 0  | 0       | 0  | 0  | 2   | 0  | 2 | 0    | 0  | 0  | 0 | L | 17-26  |       |
| 09/26        | Bengals     | P   | 0                | 0  | 0  | 0  | 0   | 0   | 0   | 0   | 0             | 0   | 0  | 0  | 0  | 0       | 0  | 0  | 0   | 0  | 0 | 0    | 0  | 0  | 0 | L | 10-24  |       |
| 10/03        | at Packers  | P   | 0                | 0  | 0  | 0  | 0   | 0   | 0   | 0   | 0             | 0   | 0  | 0  | 0  | 0       | 0  | 0  | 1   | 1  | 0 | 0    | 0  | 0  | 0 | L | 17-27  |       |
| 10/10        | Broncos     | P   | 2                | 1  | 1  | 0  | 0   | 0   | 0   | 0   | 0             | 0   | 0  | 0  | 0  | 0       | 0  | 0  | 0   | 0  | 0 | 0    | 0  | 0  | 0 | W | 27-19  |       |
| 10/17        | Seahawks    | P   | 2                | 0  | 2  | 0  | 0   | 0   | 0   | 0   | 0             | 0   | 0  | 0  | 0  | 0       | 0  | 0  | 1   | 1  | 0 | 0    | 0  | 0  | 0 | W | 23-20  |       |
| 10/31        | at Browns   | P   | 1                | 0  | 1  | 0  | 0   | 0   | 0   | 0   | 0             | 0   | 0  | 0  | 0  | 0       | 0  | 0  | 1   | 1  | 0 | 0    | 0  | 0  | 0 | W | 15-10  |       |
| 11/08        | Bears       | P   | 0                | 0  | 0  | 0  | 0   | 0   | 0   | 0   | 0             | 0   | 0  | 0  | 0  | 0       | 0  | 0  | 0   | 0  | 0 | 0    | 0  | 0  | 0 | W | 29-27  |       |
| 11/14        | Lions       | P   | 0                | 0  | 0  | 0  | 0   | 0   | 0   | 0   | 0             | 0   | 0  | 0  | 0  | 0       | 0  | 0  | 2   | 1  | 1 | 0    | 0  | 0  | 0 | T | 16-11  |       |
| 11/21        | at Chargers | P   | 1                | 1  | 0  | 0  | 0   | 0   | 0   | 0   | 0             | 0   | 0  | 0  | 0  | 0       | 0  | 0  | 2   | 1  | 1 | 0    | 0  | 0  | 0 | L | 37-41  |       |
| 11/28        | at Bengals  | P   | 1                | 1  | 0  | 0  | 0   | 0   | 0   | 0   | 0             | 0   | 0  | 0  | 0  | 0       | 0  | 0  | 0   | 0  | 0 | 0    | 0  | 0  | 0 | L | 10-41  |       |
| 12/05        | Ravens      |     | RESERVE/COVID-19 |    |    |    |     |     |     |     |               |     |    |    |    |         |    |    |     |    |   |      |    |    |   |   | W      | 20-19 |
| 12/09        | at Vikings  |     | INACTIVE         |    |    |    |     |     |     |     |               |     |    |    |    |         |    |    |     |    |   |      |    |    |   |   | L      | 28-36 |
| 12/19        | Titans      | P   | 3                | 1  | 2  | 0  | 0   | 0   | 0   | 0   | 0             | 0   | 0  | 0  | 0  | 0       | 0  | 0  | 1   | 0  | 1 | 0    | 0  | 0  | 0 | W | 19-13  |       |
| 12/26        | at Chiefs   | S   | 13               | 5  | 8  | 0  | 0   | 0   | 0   | 0   | 0             | 0   | 0  | 0  | 0  | 0       | 0  | 0  | 0   | 0  | 0 | 0    | 0  | 0  | 0 | L | 10-36  |       |
| 01/03        | Browns      | S   | 8                | 4  | 4  | 0  | 0   | 0   | 1   | 2   | 0             | 0   | 0  | 0  | 0  | 0       | 0  | 0  | 0   | 0  | 0 | 0    | 0  | 0  | 0 | W | 26-14  |       |
| 01/09        | at Ravens   | S   | 4                | 3  | 1  | 0  | 0   | 0   | 0   | 0   | 0             | 0   | 0  | 0  | 0  | 0       | 0  | 0  | 1   | 1  | 0 | 0    | 0  | 0  | 0 | W | 16-13+ |       |
| 2021 TOTALS  |             |     | 14-4             | 45 | 23 | 22 | 0   | 0   | 0   | 2   | 4             | 0   | 0  | 0  | 0  | 0       | 0  | 0  | 11  | 6  | 5 | 0    | 0  | 0  | 0 | 0 | 9-7-1  |       |
| + - Overtime |             |     |                  |    |    |    |     |     |     |     |               |     |    |    |    |         |    |    |     |    |   |      |    |    |   |   |        |       |


2021 GAME-BY-GAME POSTSEASON STATISTICS (STEELERS)

| DATE        | OPPONENT  | P/S | TACKLES |   |   |    |     |     |     | INTERCEPTIONS |    |     |    |    | O. FUMB |    |    | ST |     |    | MISC |   |    | W/L | SCORE |     |
|-------------|-----------|-----|---------|---|---|----|-----|-----|-----|---------------|----|-----|----|----|---------|----|----|----|-----|----|------|---|----|-----|-------|-----|
|             |           |     | TK      | S | A | SK | YDS | TFL | YDS | QBH           | NO | YDS | LG | TD | PD      | FF | FR | TD | YDS | TK | S    | A | FF |     |       | FR  |
| 01/16       | at Chiefs | S   | 5       | 5 | 0 | 0  | 0   | 0   | 0   | 0             | 0  | 0   | 0  | 0  | 0       | 0  | 0  | 0  | 0   | 0  | 0    | 0 | 0  | 0   | 0     | 0   |
| 2021 TOTALS |           | 1-1 | 5       | 5 | 0 | 0  | 0   | 0   | 0   | 0             | 0  | 0   | 0  | 0  | 0       | 0  | 0  | 0  | 0   | 0  | 0    | 0 | 0  | 0   | 0     | 0-1 |



2020 GAME-BY-GAME POSTSEASON STATISTICS (STEELERS)

|             |          |     | TACKLES |   |   |     |     |     |     |     | INTERCEPTIONS |     |    |    |    |    |    | O. FUMB |     |    |   | ST |    |    |   | MISC |     |       |  |  |
|-------------|----------|-----|---------|---|---|-----|-----|-----|-----|-----|---------------|-----|----|----|----|----|----|---------|-----|----|---|----|----|----|---|------|-----|-------|--|--|
| DATE        | OPPONENT | P/S | TK      | S | A | SK  | YDS | TFL | YDS | QBH | NO            | YDS | LG | TD | PD | FF | FR | TD      | YDS | TK | S | A  | FF | FR | S | A    | W/L | SCORE |  |  |
| 01/10       | Browns   | S   | 9       | 6 | 3 | 0.0 | 0.0 | 0   | 0   | 0   | 0             | 0   | 0  | 0  | 0  | 0  | 0  | 0       | 0   | 0  | 0 | 0  | 0  | 0  | 0 | 0    | L   | 37-48 |  |  |
| 2020 TOTALS |          | 1-1 | 9       | 6 | 3 | 0.0 | 0.0 | 0   | 0   | 0   | 0             | 0   | 0  | 0  | 0  | 0  | 0  | 0       | 0   | 0  | 0 | 0  | 0  | 0  | 0 | 0    | 0-1 |       |  |  |



20

CAMERON SUTTON

CORNERBACK

HEIGHT: 5-11      BIRTHPLACE Jonesboro, GA

WEIGHT: 188      HOW ACQUIRED: D3a '17

COLLEGE: Tennessee      NFL EXPERIENCE: 5th year

BORN: Feb. 27, 1995 (26)

CAMERON SUTTON'S NFL REGULAR SEASON DEFENSIVE STATISTICS

| DATE       | TEAM     | GP | GS | TACKLES |     |    |     |     |     |     | INTERCEPTIONS |    |     |    |    | O. FUMB |    |    |    | ST  |    |   |   | MISC |    |   |
|------------|----------|----|----|---------|-----|----|-----|-----|-----|-----|---------------|----|-----|----|----|---------|----|----|----|-----|----|---|---|------|----|---|
|            |          |    |    | TK      | S   | A  | TFL | YDS | SK  | YDS | QBH           | NO | YDS | LG | TD | PD      | FF | FR | TD | YDS | TK | S | A | FF   | FR | S |
| 2017       | Steelers | 5  | 1  | 5       | 4   | 1  | 0   | 0   | 0.0 | 0.0 | 0             | 0  | 0   | 0  | 1  | 0       | 0  | 0  | 0  | 0   | 0  | 0 | 0 | 0    | 0  |   |
| 2018       | Steelers | 15 | 1  | 19      | 18  | 1  | 0   | 0   | 0.0 | 0.0 | 0             | 2  | 1   | 0  | 0  | 3       | 0  | 0  | 0  | 3   | 2  | 1 | 1 | 0    | 0  |   |
| 2019       | Steelers | 16 | 0  | 16      | 13  | 3  | 2   | 2   | 1.0 | 1.0 | 1             | 1  | 26  | 26 | 0  | 5       | 0  | 0  | 0  | 0   | 0  | 0 | 0 | 0    | 0  |   |
| 2020       | Steelers | 16 | 6  | 29      | 26  | 3  | 1   | 4   | 1.0 | 0.0 | 0             | 1  | 0   | 0  | 0  | 8       | 3  | 1  | 0  | 0   | 1  | 1 | 0 | 0    | 0  |   |
| 2021       | Steelers | 16 | 16 | 52      | 44  | 8  | 4   | 13  | 0.0 | 0.0 | 0             | 2  | 4   | 4  | 0  | 6       | 1  | 0  | 0  | 0   | 0  | 0 | 0 | 0    | 0  |   |
| NFL TOTALS |          | 68 | 24 | 121     | 105 | 16 | 7   | 19  | 2.0 | 1.0 | 3             | 5  | 30  | 26 | 0  | 23      | 4  | 1  | 0  | 0   | 4  | 3 | 1 | 1    | 0  | 0 |

CAMERON SUTTON'S NFL POSTSEASON DEFENSIVE STATISTICS

|            |          |    |    | TACKLES |   |   |     |     |     |     | INTERCEPTIONS |    |     |    | O. FUMB |    |    |    | ST |     |    |   | MISC |    |    |   |   |
|------------|----------|----|----|---------|---|---|-----|-----|-----|-----|---------------|----|-----|----|---------|----|----|----|----|-----|----|---|------|----|----|---|---|
| DATE       | TEAM     | GP | GS | TK      | S | A | TFL | YDS | SK  | YDS | QBH           | NO | YDS | LG | TD      | PD | FF | FR | TD | YDS | TK | S | A    | FF | FR | S | A |
| 2017       | Steelers | 1  | 0  | 0       | 0 | 0 | 0   | 0   | 0.0 | 0.0 | 0             | 0  | 0   | 0  | 0       | 0  | 0  | 0  | 0  | 0   | 0  | 0 | 0    | 0  | 0  | 0 | 0 |
| 2020       | Steelers | 1  | 1  | 2       | 2 | 0 | 0   | 0   | 0.0 | 0.0 | 0             | 0  | 0   | 0  | 1       | 0  | 0  | 0  | 0  | 0   | 0  | 0 | 0    | 0  | 0  | 0 | 0 |
| 2021       | Steelers | 1  | 1  | 5       | 5 | 0 | 1   | 4   | 0.0 | 0.0 | 0             | 0  | 0   | 0  | 0       | 0  | 0  | 0  | 0  | 0   | 0  | 0 | 0    | 0  | 0  | 0 | 0 |
| NFL TOTALS |          | 3  | 2  | 7       | 7 | 0 | 1   | 4   | 0.0 | 0.0 | 0             | 0  | 0   | 0  | 1       | 0  | 0  | 0  | 0  | 0   | 0  | 0 | 0    | 0  | 0  | 0 | 0 |

SINGLE-GAME HIGHS: DEFENSIVE

|                   |  |                              |   |
|-------------------|--|------------------------------|---|
| Total Tackles     | 10 at Los Angeles Chargers, Nov 21, 2021<br>5 at Baltimore Ravens, Jan 09, 2022<br>...2 more at 5. | Tackles For Loss             | 2 at Buffalo Bills, Sep 12, 2021<br>1 at Los Angeles Chargers, Nov 21, 2021<br>...4 more at 1.    |
| Sacks             | 1.0 vs. Cleveland Browns, Oct 18, 2020<br>1.0 vs. Cleveland Browns, Dec 01, 2019                   | Interceptions                | 1 at Baltimore Ravens, Jan 09, 2022<br>1 at Los Angeles Chargers, Nov 21, 2021<br>...3 more at 1. |
| Passes Defensed   | 3 at Los Angeles Chargers, Oct 13, 2019<br>2 at Buffalo Bills, Sep 12, 2021<br>...3 more at 2.     | Interception Return Yards    | 26 at Los Angeles Chargers, Oct 13, 2019<br>4 at Los Angeles Chargers, Nov 21, 2021               |
| Forced Fumbles    | 1 vs. Tennessee Titans, Dec 19, 2021<br>1 vs. Cincinnati Bengals, Nov 15, 2020<br>...2 more at 1.  | Special Teams Tackles        | 1 at Dallas Cowboys, Nov 08, 2020<br>1 vs. Cincinnati Bengals, Dec 30, 2018<br>...2 more at 1.    |
| Fumble Recoveries | 1 at Buffalo Bills, Dec 13, 2020   | Special Teams Forced Fumbles | 1 vs. Kansas City Chiefs, Sep 16, 2018  |

SINGLE-GAME HIGHS - POSTSEASON: DEFENSIVE

|               |   |                 |                                      |
|---------------|---|-----------------|--------------------------------------|
| Total Tackles | 5 at Kansas City Chiefs, Jan 16, 2022<br>2 vs. Cleveland Browns, Jan 10, 2021 | Passes Defensed | 1 vs. Cleveland Browns, Jan 10, 2021 |
|---------------|---|-----------------|--------------------------------------|

2021 GAME-BY-GAME REGULAR-SEASON STATISTICS (STEELERS)

| DATE         | OPPONENT    | P/S   | TACKLES          |    |   |     |     |     |     | INTERCEPTIONS |    |     |    | O. FUMB |    |    | ST |    |     |    | MISC |   | W/L | SCORE |    |       |        |       |
|--------------|-------------|-------|------------------|----|---|-----|-----|-----|-----|---------------|----|-----|----|---------|----|----|----|----|-----|----|------|---|-----|-------|----|-------|--------|-------|
|              |             |       | TK               | S  | A | SK  | YDS | TFL | YDS | QBH           | NO | YDS | LG | TD      | PD | FF | FR | TD | YDS | TK | S    | A |     |       | FF | FR    | S      | A     |
| 09/12        | at Bills    | S     | 5                | 5  | 0 | 0.0 | 0   | 2   | 9   | 0             | 0  | 0   | 0  | 0       | 2  | 0  | 0  | 0  | 0   | 0  | 0    | 0 | 0   | 0     | 0  | W     | 23-16  |       |
| 09/19        | Raiders     | S     | 3                | 2  | 1 | 0.0 | 0   | 0   | 0   | 0             | 0  | 0   | 0  | 0       | 0  | 0  | 0  | 0  | 0   | 0  | 0    | 0 | 0   | 0     | 0  | L     | 17-26  |       |
| 09/26        | Bengals     | S     | 2                | 2  | 0 | 0.0 | 0   | 0   | 0   | 0             | 0  | 0   | 0  | 0       | 0  | 0  | 0  | 0  | 0   | 0  | 0    | 0 | 0   | 0     | 0  | L     | 10-24  |       |
| 10/03        | at Packers  | S     | 1                | 1  | 0 | 0   | 0.0 | 0   | 0   | 0             | 0  | 0   | 0  | 0       | 1  | 0  | 0  | 0  | 0   | 0  | 0    | 0 | 0   | 0     | 0  | L     | 17-27  |       |
| 10/10        | Broncos     |       | ON INACTIVE LIST |    |   |     |     |     |     |               |    |     |    |         |    |    |    |    |     |    |      |   |     |       |    |       | W      | 27-19 |
| 10/17        | Seahawks    | S     | 3                | 2  | 1 | 0.0 | 0   | 0   | 0   | 0             | 0  | 0   | 0  | 0       | 0  | 0  | 0  | 0  | 0   | 0  | 0    | 0 | 0   | 0     | 0  | W     | 23-20+ |       |
| 10/31        | at Browns   | S     | 3                | 3  | 0 | 0.0 | 0   | 1   | 2   | 0             | 0  | 0   | 0  | 0       | 0  | 0  | 0  | 0  | 0   | 0  | 0    | 0 | 0   | 0     | 0  | W     | 15-10  |       |
| 11/08        | Bears       | S     | 3                | 3  | 0 | 0.0 | 0   | 0   | 0   | 0             | 0  | 0   | 0  | 0       | 0  | 0  | 0  | 0  | 0   | 0  | 0    | 0 | 0   | 0     | 0  | W     | 29-27  |       |
| 11/14        | Lions       | S     | 0                | 0  | 0 | 0.0 | 0   | 0   | 0   | 0             | 0  | 0   | 0  | 0       | 0  | 0  | 0  | 0  | 0   | 0  | 0    | 0 | 0   | 0     | 0  | T     | 16-16  |       |
| 11/21        | at Chargers | S     | 10               | 7  | 3 | 0.0 | 0   | 1   | 2   | 0             | 1  | 4   | 4  | 0       | 1  | 0  | 0  | 0  | 0   | 0  | 0    | 0 | 0   | 0     | 0  | L     | 37-41  |       |
| 11/28        | at Bengals  | S     | 4                | 3  | 1 | 0.0 | 0   | 0   | 0   | 0             | 0  | 0   | 0  | 0       | 0  | 0  | 0  | 0  | 0   | 0  | 0    | 0 | 0   | 0     | 0  | L     | 10-41  |       |
| 12/05        | Ravens      | S     | 4                | 4  | 0 | 0.0 | 0   | 0   | 0   | 0             | 0  | 0   | 0  | 0       | 0  | 0  | 0  | 0  | 0   | 0  | 0    | 0 | 0   | 0     | 0  | W     | 20-19  |       |
| 12/09        | at Vikings  | S     | 4                | 4  | 0 | 0.0 | 0   | 0   | 0   | 0             | 0  | 0   | 0  | 0       | 1  | 0  | 0  | 0  | 0   | 0  | 0    | 0 | 0   | 0     | 0  | L     | 28-36  |       |
| 12/19        | Titans      | S     | 3                | 2  | 1 | 0.0 | 0   | 0   | 0   | 0             | 0  | 0   | 0  | 0       | 0  | 1  | 0  | 0  | 0   | 0  | 0    | 0 | 0   | 0     | 0  | W     | 19-13  |       |
| 12/26        | at Chiefs   | S     | 0                | 0  | 0 | 0.0 | 0   | 0   | 0   | 0             | 0  | 0   | 0  | 0       | 0  | 0  | 0  | 0  | 0   | 0  | 0    | 0 | 0   | 0     | 0  | L     | 10-36  |       |
| 01/03        | Browns      | S     | 2                | 1  | 1 | 0.0 | 0   | 0   | 0   | 0             | 0  | 0   | 0  | 0       | 0  | 0  | 0  | 0  | 0   | 0  | 0    | 0 | 0   | 0     | 0  | W     | 26-14  |       |
| 01/09        | at Ravens   | S     | 5                | 5  | 0 | 0.0 | 0   | 0   | 0   | 0             | 1  | 0   | 0  | 0       | 1  | 0  | 0  | 0  | 0   | 0  | 0    | 0 | 0   | 0     | 0  | W     | 16-13+ |       |
| 2021 TOTALS  |             | 16-16 | 52               | 44 | 8 | 0.0 | 0   | 4   | 13  | 0             | 2  | 4   | 4  | 0       | 6  | 1  | 0  | 0  | 0   | 0  | 0    | 0 | 0   | 0     | 0  | 9-7-1 |        |       |
| +/- Overtime |             |       |                  |    |   |     |     |     |     |               |    |     |    |         |    |    |    |    |     |    |      |   |     |       |    |       |        |       |

2021 GAME-BY-GAME POSTSEASON STATISTICS (STEELERS)

|             |           |     | TACKLES |   |   |     |     |     |     |     | INTERCEPTIONS |     |    |    |    |    | O. FUMB |    |     |    | ST |   |    |    | MISC |   |     |       |  |
|-------------|-----------|-----|---------|---|---|-----|-----|-----|-----|-----|---------------|-----|----|----|----|----|---------|----|-----|----|----|---|----|----|------|---|-----|-------|--|
| DATE        | OPPONENT  | P/S | TK      | S | A | SK  | YDS | TFL | YDS | QBH | NO            | YDS | LG | TD | PD | FF | FR      | TD | YDS | TK | S  | A | FF | FR | S    | A | W/L | SCORE |  |
| 01/16       | at Chiefs | S   | 5       | 5 | 0 | 0.0 | 0.0 | 1   | 4   | 0   | 0             | 0   | 0  | 0  | 0  | 0  | 0       | 0  | 0   | 0  | 0  | 0 | 0  | 0  | 0    | 0 | L   | 21-42 |  |
| 2021 TOTALS |           |     | 1-1     | 5 | 5 | 0   | 0.0 | 0.0 | 1   | 4   | 0             | 0   | 0  | 0  | 0  | 0  | 0       | 0  | 0   | 0  | 0  | 0 | 0  | 0  | 0    | 0 | 0-1 |       |  |

2020 GAME-BY-GAME POSTSEASON STATISTICS (STEELERS)

|             |          |     | TACKLES |   |   |     |     |     |     |     | INTERCEPTIONS |     |    |    |    |    | O. FUMB |    |     |    | ST |   |    |    | MISC |   |     |       |  |
|-------------|----------|-----|---------|---|---|-----|-----|-----|-----|-----|---------------|-----|----|----|----|----|---------|----|-----|----|----|---|----|----|------|---|-----|-------|--|
| DATE        | OPPONENT | P/S | TK      | S | A | SK  | YDS | TFL | YDS | QBH | NO            | YDS | LG | TD | PD | FF | FR      | TD | YDS | TK | S  | A | FF | FR | S    | A | W/L | SCORE |  |
| 01/10       | Browns   | S   | 2       | 2 | 0 | 0.0 | 0.0 | 0   | 0   | 0   | 0             | 0   | 0  | 0  | 1  | 0  | 0       | 0  | 0   | 0  | 0  | 0 | 0  | 0  | 0    | 0 | L   | 37-48 |  |
| 2020 TOTALS |          | 1-1 | 2       | 2 | 0 | 0.0 | 0.0 | 0   | 0   | 0   | 0             | 0   | 0  | 0  | 1  | 0  | 0       | 0  | 0   | 0  | 0  | 0 | 0  | 0  | 0    | 0 | 0-1 |       |  |

2017 GAME-BY-GAME POSTSEASON STATISTICS (STEELERS)

|             |          |     | TACKLES |   |   |     |     |     |     |     | INTERCEPTIONS |     |    |    | O. FUMB |    |    |    | ST  |    |   |   | MISC |    |   |   |     |       |
|-------------|----------|-----|---------|---|---|-----|-----|-----|-----|-----|---------------|-----|----|----|---------|----|----|----|-----|----|---|---|------|----|---|---|-----|-------|
| DATE        | OPPONENT | P/S | TK      | S | A | SK  | YDS | TFL | YDS | QBH | NO            | YDS | LG | TD | PD      | FF | FR | TD | YDS | TK | S | A | FF   | FR | S | A | W/L | SCORE |
| 01/14       | Jaguars  | P   | 0       | 0 | 0 | 0.0 | 0.0 | 0   | 0   | 0   | 0             | 0   | 0  | 0  | 0       | 0  | 0  | 0  | 0   | 0  | 0 | 0 | 0    | 0  | 0 | 0 | L   | 42-45 |
| 2017 Totals |          |     | 1-0     | 0 | 0 | 0.0 | 0.0 | 0   | 0   | 0   | 0             | 0   | 0  | 0  | 0       | 0  | 0  | 0  | 0   | 0  | 0 | 0 | 0    | 0  | 0 | 0 | 0-1 |       |



TRAI TURNER

GUARD

HEIGHT: 6-3

WEIGHT: 315

COLLEGE: Louisiana State

BORN: Jun. 14, 1993 (28)

BIRTHPLACE: New Orleans, LA

HOW ACQUIRED: FA '21

NFL EXPERIENCE: 8th year



TRAI TURNER'S NFL REGULAR SEASON STATISTICS

| DATE       | TEAM     | GP  | GS  |
|------------|----------|-----|-----|
| 2014       | Panthers | 13  | 9   |
| 2015       | Panthers | 16  | 16  |
| 2016       | Panthers | 16  | 16  |
| 2017       | Panthers | 13  | 13  |
| 2018       | Panthers | 13  | 13  |
| 2019       | Panthers | 13  | 13  |
| 2020       | Chargers | 9   | 9   |
| 2021       | Steelers | 17  | 17  |
| NFL TOTALS |          | 110 | 106 |

TRAI TURNER'S NFL POSTSEASON STATISTICS

| DATE       | TEAM     | GP | GS |
|------------|----------|----|----|
| 2014       | Panthers | 2  | 2  |
| 2015       | Panthers | 3  | 3  |
| 2017       | Panthers | 1  | 1  |
| 2021       | Steelers | 1  | 1  |
| NFL TOTALS |          | 7  | 7  |

2021 GAME-BY-GAME REGULAR-SEASON STATISTICS (STEELERS)

| DATE         | OPPONENT    | P/S   | W/L/T | SCORE  |
|--------------|-------------|-------|-------|--------|
| 09/12        | at Bills    | S     | W     | 23-16  |
| 09/19        | Raiders     | S     | L     | 17-26  |
| 09/26        | Bengals     | S     | L     | 10-24  |
| 10/03        | at Packers  | S     | L     | 17-27  |
| 10/10        | Broncos     | S     | W     | 27-19  |
| 10/17        | Seahawks    | S     | W     | 23-20+ |
| 10/31        | at Browns   | S     | W     | 15-10  |
| 11/08        | Bears       | S     | W     | 29-27  |
| 11/14        | Lions       | S     | T     | 16-16  |
| 11/21        | at Chargers | S     | L     | 37-41  |
| 11/28        | at Bengals  | S     | L     | 10-41  |
| 12/05        | Ravens      | S     | W     | 20-19  |
| 12/09        | at Vikings  | S     | L     | 28-36  |
| 12/19        | Titans      | S     | W     | 19-13  |
| 12/26        | at Chiefs   | S     | L     | 10-36  |
| 01/03        | Browns      | S     | W     | 26-14  |
| 01/09        | at Ravens   | S     | W     | 16-13+ |
| 2021 TOTALS  |             | 17-17 | 9-7-1 |        |
| + - Overtime |             |       |       |        |

2021 GAME-BY-GAME POSTSEASON STATISTICS (STEELERS)

| DATE        | OPPONENT  | P/S | W/L | SCORE |
|-------------|-----------|-----|-----|-------|
| 01/16       | at Chiefs | S   | L   | 21-42 |
| 2021 TOTALS |           | 1-1 | 0-1 |       |

2017 GAME-BY-GAME POSTSEASON STATISTICS (PANTHERS)


| DATE        | OPPONENT  | P/S | W/L | SCORE |
|-------------|-----------|-----|-----|-------|
| 01/07       | at Saints | S   | L   | 26-31 |
| 2017 TOTALS |           | 1-1 | 0-1 |       |

2015 GAME-BY-GAME POSTSEASON STATISTICS (PANTHERS)

| DATE        | OPPONENT   | P/S | W/L | SCORE |
|-------------|------------|-----|-----|-------|
| 01/17       | Seahawks   | S   | W   | 31-24 |
| 01/24       | Cardinals  | S   | W   | 49-15 |
| 02/07       | at Broncos | S   | L   | 10-24 |
| 2015 TOTALS |            | 3-3 | 2-1 |       |

2014 GAME-BY-GAME POSTSEASON STATISTICS (PANTHERS)

| DATE        | OPPONENT    | P/S | W/L | SCORE |
|-------------|-------------|-----|-----|-------|
| 01/03       | Cardinals   | S   | W   | 27-16 |
| 01/10       | at Seahawks | S   | L   | 17-31 |
| 2014 TOTALS |             | 2-2 | 1-1 |       |



48

DERREK TUSZKA

(TUSZ-kuh)

OUTSIDE LINEBACKER

HEIGHT: 6-5

WEIGHT: 246

COLLEGE: North Dakota State

BORN: Jul. 11, 1996 (25)

BIRTHPLACE: Warner, S.D.

HOW ACQUIRED: D7b '20

NFL EXPERIENCE: 2nd year

DERREK TUSZKA'S NFL REGULAR SEASON DEFENSIVE STATISTICS

|            |          | TACKLES |    |    |   |    |     |     |     |      |     | INTERCEPTIONS |     |    |    |    |    |    | O. FUMB |     |    |   | ST |    |    |   | MISC |   |
|------------|----------|---------|----|----|---|----|-----|-----|-----|------|-----|---------------|-----|----|----|----|----|----|---------|-----|----|---|----|----|----|---|------|---|
| DATE       | TEAM     | GP      | GS | TK | S | A  | TFL | YDS | SK  | YDS  | QBH | NO            | YDS | LG | TD | PD | FF | FR | TD      | YDS | TK | S | A  | FF | FR | S | A    |   |
| 2020       | Broncos  | 9       | 0  | 2  | 1 | 1  | 1   | 15  | 0.0 | 0.0  | 0   | 0             | 0   | 0  | 0  | 0  | 0  | 0  | 0       | 0   | 4  | 3 | 1  | 0  | 0  | 0 | 0    | 0 |
| 2021       | Steelers | 15      | 0  | 16 | 7 | 9  | 1   | 5   | 2.0 | 13.0 | 2   | 0             | 0   | 0  | 0  | 0  | 1  | 0  | 0       | 0   | 2  | 2 | 0  | 0  | 0  | 0 | 0    | 0 |
| NFL TOTALS |          | 24      | 0  | 18 | 8 | 10 | 2   | 20  | 2.0 | 13.0 | 2   | 0             | 0   | 0  | 0  | 0  | 1  | 0  | 0       | 0   | 6  | 5 | 1  | 0  | 0  | 0 | 0    | 0 |

DERREK TUSZKA'S NFL POSTSEASON DEFENSIVE STATISTICS

|            |          | TACKLES |    |    |   |   |     |     |     |     |     | INTERCEPTIONS |     |    |    |    | O. FUMB |    |    |     | ST |   |   |    | MISC |   |   |   |
|------------|----------|---------|----|----|---|---|-----|-----|-----|-----|-----|---------------|-----|----|----|----|---------|----|----|-----|----|---|---|----|------|---|---|---|
| DATE       | TEAM     | GP      | GS | TK | S | A | TFL | YDS | SK  | YDS | QBH | NO            | YDS | LG | TD | PD | FF      | FR | TD | YDS | TK | S | A | FF | FR   | S | A |   |
| 2021       | Steelers | 1       | 0  | 1  | 1 | 0 | 1   | 4   | 0.0 | 0.0 | 0   | 0             | 0   | 0  | 0  | 0  | 0       | 0  | 0  | 0   | 0  | 1 | 0 | 1  | 0    | 0 | 0 | 0 |
| NFL TOTALS |          | 1       | 0  | 1  | 1 | 0 | 1   | 4   | 0.0 | 0.0 | 0   | 0             | 0   | 0  | 0  | 0  | 0       | 0  | 0  | 0   | 0  | 1 | 0 | 1  | 0    | 0 | 0 | 0 |

SINGLE-GAME HIGHS: DEFENSIVE

|                |   |                       |  |
|----------------|---|-----------------------|--|
| Total Tackles  | 3 vs. Tennessee Titans, Dec 19, 2021<br>2 vs. Cleveland Browns, Jan 03, 2022<br>...4 more at 2. | Tackles For Loss      | 1 vs. Cleveland Browns, Jan 03, 2022   |
| Sacks          | 1.0 vs. Cleveland Browns, Jan 03, 2022<br>1.0 vs. Tennessee Titans, Dec 19, 2021                | Special Teams Tackles | 1 vs. Buffalo Bills, Dec 19, 2020<br>1 at Carolina Panthers, Dec 13, 2020<br>...2 more at 1. |
| Forced Fumbles | 1 vs. Tennessee Titans, Dec 19, 2021  |                       |  |

SINGLE-GAME HIGHS - POSTSEASON: DEFENSIVE

|               |                                       |                  |                                       |
|---------------|---------------------------------------|------------------|---------------------------------------|
| Total Tackles | 1 at Kansas City Chiefs, Jan 16, 2022 | Tackles For Loss | 1 at Kansas City Chiefs, Jan 16, 2022 |
|---------------|---------------------------------------|------------------|---------------------------------------|

2021 GAME-BY-GAME REGULAR-SEASON STATISTICS (STEELERS)

| DATE         | OPPONENT    | P/S  | TACKLES |   |   |     |      |     |     | INTERCEPTIONS |                |     |    |    | O. FUMB |    |    | ST |     |    |   | MISC |    | W/L | SCORE |        |
|--------------|-------------|------|---------|---|---|-----|------|-----|-----|---------------|----------------|-----|----|----|---------|----|----|----|-----|----|---|------|----|-----|-------|--------|
|              |             |      | TK      | S | A | SK  | YDS  | TFL | YDS | QBH           | NO             | YDS | LG | TD | PD      | FF | FR | TD | YDS | TK | S | A    | FF |     |       | FR     |
| 09/12        | at Bills    |      |         |   |   |     |      |     |     |               | PRACTICE SQUAD |     |    |    |         |    |    |    |     |    |   |      |    | W   | 23-16 |        |
| 09/19        | Raiders     |      |         |   |   |     |      |     |     |               | PRACTICE SQUAD |     |    |    |         |    |    |    |     |    |   |      |    | L   | 17-26 |        |
| 09/26        | Bengals     |      |         |   |   |     |      |     |     |               | PRACTICE SQUAD |     |    |    |         |    |    |    |     |    |   |      |    | L   | 10-24 |        |
| 10/03        | at Packers  | P    | 0       | 0 | 0 | 0.0 | 0.0  | 0   | 0   | 0             | 0              | 0   | 0  | 0  | 0       | 0  | 0  | 0  | 0   | 0  | 0 | 0    | 0  | 0   | L     | 17-27  |
| 10/10        | Broncos     | P    | 0       | 0 | 0 | 0.0 | 0.0  | 0   | 0   | 0             | 0              | 0   | 0  | 0  | 0       | 0  | 0  | 0  | 0   | 1  | 1 | 0    | 0  | 0   | W     | 27-19  |
| 10/17        | Seahawks    | P    | 0       | 0 | 0 | 0.0 | 0.0  | 0   | 0   | 0             | 0              | 0   | 0  | 0  | 0       | 0  | 0  | 0  | 0   | 0  | 0 | 0    | 0  | 0   | W     | 23-20+ |
| 10/31        | at Browns   | P    | 1       | 1 | 0 | 0.0 | 0.0  | 0   | 0   | 0             | 0              | 0   | 0  | 0  | 0       | 0  | 0  | 0  | 0   | 0  | 0 | 0    | 0  | 0   | W     | 15-10  |
| 11/08        | Bears       | P    | 0       | 0 | 0 | 0.0 | 0.0  | 0   | 0   | 0             | 0              | 0   | 0  | 0  | 0       | 0  | 0  | 0  | 0   | 0  | 0 | 0    | 0  | 0   | W     | 29-27  |
| 11/14        | Lions       | P    | 0       | 0 | 0 | 0.0 | 0.0  | 0   | 0   | 0             | 0              | 0   | 0  | 0  | 0       | 0  | 0  | 0  | 0   | 0  | 0 | 0    | 0  | 0   | T     | 16-16  |
| 11/21        | at Chargers | P    | 1       | 1 | 0 | 0.0 | 0.0  | 0   | 0   | 0             | 0              | 0   | 0  | 0  | 0       | 0  | 0  | 0  | 0   | 0  | 0 | 0    | 0  | 0   | L     | 37-41  |
| 11/28        | at Bengals  | P    | 2       | 0 | 2 | 0.0 | 0.0  | 0   | 0   | 1             | 0              | 0   | 0  | 0  | 0       | 0  | 0  | 0  | 0   | 0  | 0 | 0    | 0  | 0   | L     | 10-41  |
| 12/05        | Ravens      | P    | 2       | 1 | 1 | 0.0 | 0.0  | 0   | 0   | 0             | 0              | 0   | 0  | 0  | 0       | 0  | 0  | 0  | 0   | 0  | 0 | 0    | 0  | 0   | W     | 20-19  |
| 12/09        | at Vikings  | P    | 2       | 0 | 2 | 0.0 | 0.0  | 0   | 0   | 0             | 0              | 0   | 0  | 0  | 0       | 0  | 0  | 0  | 0   | 0  | 0 | 0    | 0  | 0   | L     | 28-36  |
| 12/19        | Titans      | P    | 3       | 1 | 2 | 1.0 | 8.0  | 0   | 0   | 0             | 0              | 0   | 0  | 0  | 0       | 1  | 0  | 0  | 0   | 0  | 0 | 0    | 0  | 0   | W     | 19-13  |
| 12/26        | at Chiefs   | P    | 1       | 0 | 1 | 0.0 | 0.0  | 0   | 0   | 0             | 0              | 0   | 0  | 0  | 0       | 0  | 0  | 0  | 0   | 1  | 1 | 0    | 0  | 0   | L     | 10-36  |
| 01/03        | Browns      | P    | 2       | 2 | 0 | 1.0 | 5.0  | 1   | 5   | 1             | 0              | 0   | 0  | 0  | 0       | 0  | 0  | 0  | 0   | 0  | 0 | 0    | 0  | 0   | W     | 26-14  |
| 01/09        | at Ravens   | P    | 0       | 0 | 0 | 0.0 | 0.0  | 0   | 0   | 0             | 0              | 0   | 0  | 0  | 0       | 0  | 0  | 0  | 0   | 0  | 0 | 0    | 0  | 0   | W     | 16-13+ |
| 2021 TOTALS  |             | 14-0 | 14      | 6 | 8 | 2.0 | 13.0 | 1   | 5   | 2             | 0              | 0   | 0  | 0  | 0       | 1  | 0  | 0  | 0   | 2  | 2 | 0    | 0  | 0   | 0     | 9-7-1  |
| +/- Overtime |             |      |         |   |   |     |      |     |     |               |                |     |    |    |         |    |    |    |     |    |   |      |    |     |       |        |

2021 GAME-BY-GAME POSTSEASON STATISTICS (STEELERS)

| DATE        | OPPONENT  | P/S | TACKLES |   |   |     |     |     |     | INTERCEPTIONS |    |     |    | O. FUMB |    |    | ST |    |     | MISC |   | W/L | SCORE |   |    |    |     |       |
|-------------|-----------|-----|---------|---|---|-----|-----|-----|-----|---------------|----|-----|----|---------|----|----|----|----|-----|------|---|-----|-------|---|----|----|-----|-------|
|             |           |     | TK      | S | A | SK  | YDS | TFL | YDS | QBH           | NO | YDS | LG | TD      | PD | FF | FR | TD | YDS | TK   | S |     |       | A | FF | FR | TD  | YDS   |
| 01/16       | at Chiefs | P   | 1       | 1 | 0 | 0.0 | 0.0 | 1   | 4   | 0             | 0  | 0   | 0  | 0       | 0  | 0  | 0  | 0  | 1   | 0    | 1 | 0   | 0     | 0 | 0  | 0  | L   | 21-42 |
| 2021 TOTALS |           | 1-0 | 1       | 1 | 0 | 0.0 | 0.0 | 1   | 4   | 0             | 0  | 0   | 0  | 0       | 0  | 0  | 0  | 0  | 1   | 0    | 1 | 0   | 0     | 0 | 0  | 0  | 0-1 |       |



JAMES WASHINGTON

WIDE RECEIVER

HEIGHT: 5-11      BIRTHPLACE: Stamford, TX  
WEIGHT: 213      HOW ACQUIRED: D2 '18  
COLLEGE: Oklahoma State      NFL EXPERIENCE: 4th year  
BORN: Apr. 2, 1996 (25)

JAMES WASHINGTON'S NFL REGULAR SEASON RUSHING/RECEIVING STATISTICS

| DATE       | TEAM     | GP | GS | RECEIVING |       |      |     |    | RUSHING |      |      |    |    |
|------------|----------|----|----|-----------|-------|------|-----|----|---------|------|------|----|----|
|            |          |    |    | NO.       | YDS.  | AVG. | LG  | TD | NO.     | YDS. | AVG. | LG | TD |
| 2018       | Steelers | 14 | 6  | 16        | 217   | 13.6 | 47  | 1  | 0       | 0    | 0.0  | 0  | 0  |
| 2019       | Steelers | 15 | 10 | 44        | 735   | 16.7 | 79T | 3  | 0       | 0    | 0.0  | 0  | 0  |
| 2020       | Steelers | 16 | 7  | 30        | 392   | 13.1 | 50t | 5  | 0       | 0    | 0.0  | 0  | 0  |
| 2021       | Steelers | 15 | 2  | 24        | 285   | 11.9 | 42  | 2  | 2       | 13   | 6.5  | 12 | 0  |
| NFL TOTALS |          | 60 | 25 | 114       | 1,629 | 14.3 | 79T | 11 | 2       | 13   | 6.5  | 12 | 0  |

JAMES WASHINGTON'S NFL POSTSEASON RUSHING/RECEIVING STATISTICS

| DATE       | TEAM     | GP | GS | RECEIVING |      |      |    |    | RUSHING |      |      |    |    |
|------------|----------|----|----|-----------|------|------|----|----|---------|------|------|----|----|
|            |          |    |    | NO.       | YDS. | AVG. | LG | TD | NO.     | YDS. | AVG. | LG | TD |
| 2020       | Steelers | 1  | 0  | 5         | 72   | 14.4 | 27 | 0  | 0       | 0    | 0.0  | 0  | 0  |
| 2021       | Steelers | 1  | 0  | 2         | 37   | 18.5 | 22 | 1  | 0       | 0    | 0.0  | 0  | 0  |
| NFL TOTALS |          | 2  | 0  | 7         | 109  | 15.6 | 27 | 1  | 0       | 0    | 0.0  | 0  | 0  |

JAMES WASHINGTON'S NFL REGULAR SEASON RETURN STATISTICS

| DATE       | TEAM     | RET. | KICKOFF RETURNS |      |    |    |     | PUNT RETURNS |      |      |    |    |
|------------|----------|------|-----------------|------|----|----|-----|--------------|------|------|----|----|
|            |          |      | YDS.            | AVG. | LG | TD | NO. | FC           | YDS. | AVG. | LG | TD |
| 2018       | Steelers | 0    | 0               | 0.0  | 0  | 0  | 0   | 0            | 0    | 0.0  | 0  | 0  |
| 2019       | Steelers | 0    | 0               | 0.0  | 0  | 0  | 0   | 0            | 0    | 0.0  | 0  | 0  |
| 2020       | Steelers | 0    | 0               | 0.0  | 0  | 0  | 0   | 0            | 0    | 0.0  | 0  | 0  |
| 2021       | Steelers | 0    | 0               | 0.0  | 0  | 0  | 0   | 0            | 0    | 0.0  | 0  | 0  |
| NFL TOTALS |          | 0    | 0               | 0.0  | 0  | 0  | 0   | 0            | 0    | 0.0  | 0  | 0  |

JAMES WASHINGTON'S NFL POSTSEASON RETURN STATISTICS

| DATE       | TEAM     | RET. | KICKOFF RETURNS |      |    |    |     | PUNT RETURNS |      |      |    |    |
|------------|----------|------|-----------------|------|----|----|-----|--------------|------|------|----|----|
|            |          |      | YDS.            | AVG. | LG | TD | NO. | FC           | YDS. | AVG. | LG | TD |
| 2020       | Steelers | 0    | 0               | 0.0  | 0  | 0  | 0   | 0            | 0    | 0.0  | 0  | 0  |
| 2021       | Steelers | 0    | 0               | 0.0  | 0  | 0  | 0   | 0            | 0    | 0.0  | 0  | 0  |
| NFL TOTALS |          | 0    | 0               | 0.0  | 0  | 0  | 0   | 0            | 0    | 0.0  | 0  | 0  |

SINGLE-GAME HIGHS: RUSHING/RECEIVING

Rush Attempts      2 vs. Chicago Bears, Nov 08, 2021  
Rushing Yards      13 vs. Chicago Bears, Nov 08, 2021  
Longest Runs      12 vs. Chicago Bears, Nov 08, 2021  
                         1 vs. Chicago Bears, Nov 08, 2021  
Receptions      6 vs. Los Angeles Rams, Nov 10, 2019  
                         5 vs. Houston Texans, Sep 27, 2020  
                         ...2 more at 5.  
Receiving Yards      111 vs. Cleveland Browns, Dec 01, 2019  
                         98 at Cincinnati Bengals, Nov 24, 2019  
Longest Receptions      79t at Cincinnati Bengals, Nov 24, 2019  
                         50t vs. Washington Football Team, Dec 07, 2020

Receiving TDs      1 at Minnesota Vikings, Dec 09, 2021  
                         1 vs. Detroit Lions, Nov 14, 2021  
                         ...9 more at 1.  
All-Purpose Yards      111 vs. Cleveland Browns, Dec 01, 2019  
                         98 at Cincinnati Bengals, Nov 24, 2019  
Special Teams Tackles      1 at Baltimore Ravens, Nov 04, 2018  
Miscellaneous Tackles      1 at Buffalo Bills, Dec 13, 2020  
                         1 vs. Buffalo Bills, Dec 15, 2019  
                         ...1 more at 1.  
Most TDs      1 at Minnesota Vikings, Dec 09, 2021  
                         1 vs. Detroit Lions, Nov 14, 2021  
                         ...9 more at 1.  
Receiving Average      32.7 at Cincinnati Bengals, Nov 24, 2019  
                         27.8 vs. Cleveland Browns, Dec 01, 2019

SINGLE-GAME HIGHS - POSTSEASON: RECEIVING

Receptions      5 vs. Cleveland Browns, Jan 10, 2021  
                         2 at Kansas City Chiefs, Jan 16, 2022  
Receiving Yards      72 vs. Cleveland Browns, Jan 10, 2021  
                         37 at Kansas City Chiefs, Jan 16, 2022  
Longest Receptions      27 vs. Cleveland Browns, Jan 10, 2021  
                         22 at Kansas City Chiefs, Jan 16, 2022  
                         17 vs. Cleveland Browns, Jan 10, 2021  
                         15t at Kansas City Chiefs, Jan 16, 2022  
                         14 vs. Cleveland Browns, Jan 10, 2021  
Receiving TDs      1 at Kansas City Chiefs, Jan 16, 2022

All-Purpose Yards      72 vs. Cleveland Browns, Jan 10, 2021  
                         37 at Kansas City Chiefs, Jan 16, 2022  
Most TDs      1 at Kansas City Chiefs, Jan 16, 2022  
Receiving Average      14.4 vs. Cleveland Browns, Jan 10, 2021

100-YARD RECEIVING GAMES (1): REGULAR SEASON

| DATE     | TEAM   | NO. | YDS. | AVG. | LG | TD |
|----------|--------|-----|------|------|----|----|
| 12/01/19 | BROWNS | 4   | 111  | 27.8 | 44 | 1  |

2021 GAME-BY-GAME REGULAR-SEASON STATISTICS (STEELERS)


| DATE         | OPPONENT    | P/S  | RECEIVING |      |      |     |    | RUSHING          |      |      |    |    | W/L/T | SCORE  |
|--------------|-------------|------|-----------|------|------|-----|----|------------------|------|------|----|----|-------|--------|
|              |             |      | NO.       | YDS. | AVG. | LG  | TD | NO.              | YDS. | AVG. | LG | TD |       |        |
| 09/12        | at Bills    | P    | 2         | 10   | 5.0  | 9   | 0  | 0                | 0    | 0.0  | 0  | 0  | W     | 23-16  |
| 09/19        | Raiders     | P    | 0         | 0    | 0.0  | 0   | 0  | 0                | 0    | 0.0  | 0  | 0  | L     | 17-26  |
| 09/26        | Bengals     | S    | 3         | 20   | 6.7  | 8   | 0  | 0                | 0    | 0.0  | 0  | 0  | L     | 10-24  |
| 10/03        | at Packers  | P    | 4         | 69   | 17.3 | 30  | 0  | 0                | 0    | 0.0  | 0  | 0  | L     | 17-27  |
| 10/10        | Broncos     |      |           |      |      |     |    | ON INACTIVE LIST |      |      |    |    | W     | 27-19  |
| 10/17        | Seahawks    | P    | 1         | 9    | 9.0  | 9   | 0  | 0                | 0    | 0.0  | 0  | 0  | W     | 23-20+ |
| 10/31        | at Browns   | P    | 1         | 4    | 4.0  | 4   | 0  | 0                | 0    | 0.0  | 0  | 0  | W     | 15-10  |
| 11/08        | Bears       | P    | 1         | 42   | 42.0 | 42  | 0  | 2                | 13   | 6.5  | 12 | 0  | W     | 29-27  |
| 11/14        | Lions       | S    | 2         | 15   | 7.5  | 9t  | 1  | 0                | 0    | 0.0  | 0  | 0  | T     | 16-16  |
| 11/21        | at Chargers | P    | 2         | 12   | 6.0  | 7   | 0  | 0                | 0    | 0.0  | 0  | 0  | L     | 37-41  |
| 11/28        | at Bengals  | P    | 1         | 3    | 3.0  | 3   | 0  | 0                | 0    | 0.0  | 0  | 0  | L     | 10-41  |
| 12/05        | Ravens      | P    | 0         | 0    | 0.0  | 0   | 0  | 0                | 0    | 0.0  | 0  | 0  | W     | 20-19  |
| 12/09        | at Vikings  | P    | 4         | 65   | 16.3 | 30t | 1  | 0                | 0    | 0.0  | 0  | 0  | L     | 28-36  |
| 12/19        | Titans      | P    | 3         | 36   | 12.0 | 19  | 0  | 0                | 0    | 0.0  | 0  | 0  | W     | 19-13  |
| 12/26        | at Chiefs   | P    | 0         | 0    | 0.0  | 0   | 0  | 0                | 0    | 0.0  | 0  | 0  | L     | 10-36  |
| 01/03        | Browns      | P    | 0         | 0    | 0.0  | 0   | 0  | 0                | 0    | 0.0  | 0  | 0  | W     | 26-14  |
| 01/09        | at Ravens   |      |           |      |      |     |    | RESERVE/COVID-19 |      |      |    |    | W     | 16-13+ |
| 2021 TOTALS  |             | 15-2 | 24        | 285  | 11.9 | 42  | 2  | 2                | 13   | 6.5  | 12 | 0  | 9-7-1 |        |
| + - Overtime |             |      |           |      |      |     |    |                  |      |      |    |    |       |        |

2021 GAME-BY-GAME POSTSEASON STATISTICS (STEELERS)

| DATE        | OPPONENT  | P/S | RECEIVING |      |      |    |    | RUSHING |      |      |    |    | W/L | SCORE |
|-------------|-----------|-----|-----------|------|------|----|----|---------|------|------|----|----|-----|-------|
|             |           |     | NO.       | YDS. | AVG. | LG | TD | NO.     | YDS. | AVG. | LG | TD |     |       |
| 01/16       | at Chiefs | P   | 2         | 37   | 18.5 | 22 | 1  | 0       | 0    | 0.0  | 0  | 0  | L   | 21-42 |
| 2021 TOTALS |           | 1-0 | 2         | 37   | 18.5 | 22 | 1  | 0       | 0    | 0.0  | 0  | 0  | 0-1 |       |

2020 GAME-BY-GAME POSTSEASON STATISTICS (STEELERS)

| DATE        | OPPONENT | P/S | RECEIVING |      |      |    |    | RUSHING |      |      |    |    | W/L | SCORE |
|-------------|----------|-----|-----------|------|------|----|----|---------|------|------|----|----|-----|-------|
|             |          |     | NO.       | YDS. | AVG. | LG | TD | NO.     | YDS. | AVG. | LG | TD |     |       |
| 01/10       | Browns   | P   | 5         | 72   | 14.4 | 27 | 0  | 0       | 0    | 0.0  | 0  | 0  | L   | 37-48 |
| 2020 TOTALS |          | 1-0 | 5         | 72   | 14.4 | 27 | 0  | 0       | 0    | 0.0  | 0  | 0  | 0-1 |       |



44

DEREK WATT

FULLBACK

HEIGHT: 6-2  
WEIGHT: 234  
COLLEGE: Wisconsin  
BORN: Nov. 7, 1992 (29)

BIRTHPLACE Pewaukee, WI  
HOW ACQUIRED: UFA '20  
NFL EXPERIENCE: 6th year

| DEREK WATT'S NFL REGULAR SEASON RUSHING/RECEIVING STATISTICS |          |    |    |         |      |      |    |    |           |      |      |    |    |
|--|----------|----|----|---------|------|------|----|----|-----------|------|------|----|----|
| DATE   | TEAM     | GP | GS | RUSHING |      |      |    |    | RECEIVING |      |      |    |    |
|  |          |    |    | NO.     | YDS. | AVG. | LG | TD | NO.       | YDS. | AVG. | LG | TD |
| 2016   | Chargers | 16 | 2  | 2       | 4    | 2.0  | 2  | 0  | 4         | 83   | 20.8 | 53 | 0  |
| 2017   | Chargers | 16 | 4  | 6       | 24   | 4.0  | 17 | 0  | 2         | 35   | 17.5 | 23 | 0  |
| 2018   | Chargers | 16 | 5  | 4       | 11   | 2.8  | 8  | 0  | 1         | 2    | 2.0  | 2  | 0  |
| 2019   | Chargers | 16 | 2  | 7       | 10   | 1.4  | 3  | 1  | 3         | 32   | 10.7 | 21 | 0  |
| 2020   | Steelers | 12 | 0  | 0       | 0    | 0.0  | 0  | 0  | 0         | 0    | 0.0  | 0  | 0  |
| 2021   | Steelers | 17 | 4  | 1       | 1    | 1.0  | 1  | 0  | 3         | 15   | 5.0  | 9  | 0  |
| NFL TOTALS   |          | 93 | 17 | 20      | 50   | 2.5  | 17 | 1  | 13        | 167  | 12.8 | 53 | 0  |

| DEREK WATT'S NFL POSTSEASON RUSHING/RECEIVING STATISTICS |          |    |    |         |      |      |    |    |           |      |      |    |    |
|--|----------|----|----|---------|------|------|----|----|-----------|------|------|----|----|
| DATE   | TEAM     | GP | GS | RUSHING |      |      |    |    | RECEIVING |      |      |    |    |
|  |          |    |    | NO.     | YDS. | AVG. | LG | TD | NO.       | YDS. | AVG. | LG | TD |
| 2018   | Chargers | 2  | 0  | 0       | 0    | 0.0  | 0  | 0  | 1         | 1    | 1.0  | 1  | 0  |
| 2020   | Steelers | 1  | 0  | 2       | 2    | 1.0  | 2  | 0  | 0         | 0    | 0.0  | 0  | 0  |
| 2021   | Steelers | 1  | 0  | 0       | 0    | 0.0  | 0  | 0  | 0         | 0    | 0.0  | 0  | 0  |
| NFL TOTALS   |          | 4  | 0  | 2       | 2    | 1.0  | 2  | 0  | 1         | 1    | 1.0  | 1  | 0  |

| DEREK WATT'S NFL REGULAR SEASON RETURN STATISTICS |          |      |                 |      |    |    |              |    |      |      |    |    |
|---|----------|------|-----------------|------|----|----|--------------|----|------|------|----|----|
| DATE  | TEAM     | RET. | KICKOFF RETURNS |      |    |    | PUNT RETURNS |    |      |      |    |    |
|   |          |      | YDS.            | AVG. | LG | TD | NO.          | FC | YDS. | AVG. | LG | TD |
| 2016  | Chargers | 0    | 0               | 0.0  | 0  | 0  | 0            | 0  | 0    | 0.0  | 0  | 0  |
| 2017  | Chargers | 0    | 0               | 0.0  | 0  | 0  | 0            | 0  | 0    | 0.0  | 0  | 0  |
| 2018  | Chargers | 0    | 0               | 0.0  | 0  | 0  | 0            | 0  | 0    | 0.0  | 0  | 0  |
| 2019  | Chargers | 0    | 0               | 0.0  | 0  | 0  | 0            | 0  | 0    | 0.0  | 0  | 0  |
| 2020  | Steelers | 0    | 0               | 0.0  | 0  | 0  | 0            | 0  | 0    | 0.0  | 0  | 0  |
| 2021  | Steelers | 0    | 0               | 0.0  | 0  | 0  | 0            | 0  | 0    | 0.0  | 0  | 0  |
| NFL TOTALS  |          | 0    | 0               | 0.0  | 0  | 0  | 0            | 0  | 0    | 0.0  | 0  | 0  |

| DEREK WATT'S NFL POSTSEASON RETURN STATISTICS |          |                 |      |      |    |    |              |    |      |      |    |    |
|---|----------|-----------------|------|------|----|----|--------------|----|------|------|----|----|
| DATE  | TEAM     | KICKOFF RETURNS |      |      |    |    | PUNT RETURNS |    |      |      |    |    |
|   |          | RET.            | YDS. | AVG. | LG | TD | NO.          | FC | YDS. | AVG. | LG | TD |
| 2018  | Chargers | 0               | 0    | 0.0  | 0  | 0  | 0            | 0  | 0    | 0.0  | 0  | 0  |
| 2020  | Steelers | 0               | 0    | 0.0  | 0  | 0  | 0            | 0  | 0    | 0.0  | 0  | 0  |
| 2021  | Steelers | 0               | 0    | 0.0  | 0  | 0  | 0            | 0  | 0    | 0.0  | 0  | 0  |
| NFL TOTALS                                    |          | 0               | 0    | 0.0  | 0  | 0  | 0            | 0  | 0    | 0.0  | 0  | 0  |

SINGLE-GAME HIGHS: RUSHING/RECEIVING

|                 |   |                       |   |
|-----------------|---|-----------------------|---|
| Rush Attempts   | 2 at Jacksonville Jaguars, Dec 08, 2019 | Longest Receptions    | 53 at Denver Broncos, Oct 30, 2016      |
|                 | 2 vs. Indianapolis Colts, Sep 08, 2019  |                       | 23 at New York Jets, Dec 24, 2017       |
|                 | ...2 more at 2.                         |                       | 53 at Denver Broncos, Oct 30, 2016      |
| Rushing Yards   | 17 vs. Buffalo Bills, Nov 19, 2017      | All-Purpose Yards     | 26 at New York Jets, Dec 24, 2017       |
|                 | 8 at Denver Broncos, Dec 30, 2018       |                       | 5 at Oakland Raiders, Nov 07, 2019      |
|                 | 17 vs. Buffalo Bills, Nov 19, 2017      |                       | 3 vs. Cleveland Browns, Jan 03, 2022    |
| Longest Runs    | 8 at Denver Broncos, Dec 30, 2018       | Special Teams Tackles | 1 at Oakland Raiders, Oct 09, 2016      |
|                 | 1 at Jacksonville Jaguars, Dec 08, 2019 |                       | 1 at Jacksonville Jaguars, Dec 08, 2019 |
|                 | 1 vs. Denver Broncos, Oct 06, 2019      |                       |   |
| Rushing TDs     | 1 at Miami Dolphins, Sep 29, 2019       | Miscellaneous Tackles |   |
|                 | ...8 more at 1.                         |                       |   |
|                 | 53 at Denver Broncos, Oct 30, 2016      |                       |   |
| Receiving Yards | 23 at New York Jets, Dec 24, 2017       | Most TDs              |   |
|                 |   |                       |   |



SINGLE-GAME HIGHS - POSTSEASON: RUSHING/RECEIVING

|               |                                      |                       |                                       |
|---------------|--------------------------------------|-----------------------|---------------------------------------|
| Rush Attempts | 2 vs. Cleveland Browns, Jan 10, 2021 | Receiving Yards       | 1 at Baltimore Ravens, Jan 06, 2019   |
| Rushing Yards | 2 vs. Cleveland Browns, Jan 10, 2021 | Longest Receptions    | 1 at Baltimore Ravens, Jan 06, 2019   |
| Longest Runs  | 2 vs. Cleveland Browns, Jan 10, 2021 | All-Purpose Yards     | 2 vs. Cleveland Browns, Jan 10, 2021  |
| Receptions    | 1 at Baltimore Ravens, Jan 06, 2019  |                       | 1 at Baltimore Ravens, Jan 06, 2019   |
|               |                                      | Special Teams Tackles | 2 at Kansas City Chiefs, Jan 16, 2022 |
|               |                                      |                       | 1 vs. Cleveland Browns, Jan 10, 2021  |

2021 GAME-BY-GAME REGULAR-SEASON STATISTICS (STEELERS)

|              |             |      | RUSHING |      |      |    |    | RECEIVING |      |      |    |    |       |        |
|--------------|-------------|------|---------|------|------|----|----|-----------|------|------|----|----|-------|--------|
| DATE         | OPPONENT    | P/S  | NO.     | YDS. | AVG. | LG | TD | NO.       | YDS. | AVG. | LG | TD | W/L/T | SCORE  |
| 09/12        | at Bills    | P    | 0       | 0    | 0.0  | 0  | 0  | 0         | 0    | 0.0  | 0  | 0  | W     | 23-16  |
| 09/19        | Raiders     | P    | 0       | 0    | 0.0  | 0  | 0  | 0         | 0    | 0.0  | 0  | 0  | L     | 17-26  |
| 09/26        | Bengals     | P    | 0       | 0    | 0.0  | 0  | 0  | 1         | 3    | 3.0  | 3  | 0  | L     | 10-24  |
| 10/03        | at Packers  | P    | 0       | 0    | 0.0  | 0  | 0  | 0         | 0    | 0.0  | 0  | 0  | L     | 17-27  |
| 10/10        | Broncos     | P    | 0       | 0    | 0.0  | 0  | 0  | 0         | 0    | 0.0  | 0  | 0  | W     | 27-19  |
| 10/17        | Seahawks    | S    | 0       | 0    | 0.0  | 0  | 0  | 0         | 0    | 0.0  | 0  | 0  | W     | 23-20+ |
| 10/31        | at Browns   | P    | 0       | 0    | 0.0  | 0  | 0  | 0         | 0    | 0.0  | 0  | 0  | W     | 15-10  |
| 11/08        | Bears       | S    | 0       | 0    | 0.0  | 0  | 0  | 1         | 3    | 3.0  | 3  | 0  | W     | 29-27  |
| 11/14        | Lions       | P    | 0       | 0    | 0.0  | 0  | 0  | 1         | 9    | 9.0  | 9  | 0  | T     | 16-16  |
| 11/21        | at Chargers | P    | 0       | 0    | 0.0  | 0  | 0  | 0         | 0    | 0.0  | 0  | 0  | L     | 37-41  |
| 11/28        | at Bengals  | P    | 0       | 0    | 0.0  | 0  | 0  | 0         | 0    | 0.0  | 0  | 0  | L     | 10-41  |
| 12/05        | Ravens      | S    | 0       | 0    | 0.0  | 0  | 0  | 0         | 0    | 0.0  | 0  | 0  | W     | 20-19  |
| 12/09        | at Vikings  | P    | 0       | 0    | 0.0  | 0  | 0  | 0         | 0    | 0.0  | 0  | 0  | L     | 28-36  |
| 12/19        | Titans      | P    | 0       | 0    | 0.0  | 0  | 0  | 0         | 0    | 0.0  | 0  | 0  | W     | 19-13  |
| 12/26        | at Chiefs   | P    | 0       | 0    | 0.0  | 0  | 0  | 0         | 0    | 0.0  | 0  | 0  | L     | 10-36  |
| 01/03        | Browns      | P    | 1       | 1    | 1.0  | 1  | 0  | 0         | 0    | 0.0  | 0  | 0  | W     | 26-14  |
| 01/09        | at Ravens   | S    | 0       | 0    | 0.0  | 0  | 0  | 0         | 0    | 0.0  | 0  | 0  | W     | 16-13+ |
| 2021 TOTALS  |             | 17-4 | 1       | 1    | 1.0  | 1  | 0  | 3         | 15   | 5.0  | 9  | 0  | 9-7-1 |        |
| + - Overtime |             |      |         |      |      |    |    |           |      |      |    |    |       |        |

2021 GAME-BY-GAME POSTSEASON STATISTICS (STEELERS)

|             |           |     | RUSHING |      |      |    |    | RECEIVING |      |      |    |    |     |       |
|-------------|-----------|-----|---------|------|------|----|----|-----------|------|------|----|----|-----|-------|
| DATE        | OPPONENT  | P/S | NO.     | YDS. | AVG. | LG | TD | NO.       | YDS. | AVG. | LG | TD | W/L | SCORE |
| 01/16       | at Chiefs | P   | 0       | 0    | 0.0  | 0  | 0  | 0         | 0    | 0.0  | 0  | 0  | L   | 21-42 |
| 2021 TOTALS |           | 1-0 | 0       | 0    | 0.0  | 0  | 0  | 0         | 0    | 0.0  | 0  | 0  | 0-1 |       |

2020 GAME-BY-GAME POSTSEASON STATISTICS (STEELERS)

|             |          |     | RUSHING |      |      |    |    | RECEIVING |      |      |    |    |     |       |
|-------------|----------|-----|---------|------|------|----|----|-----------|------|------|----|----|-----|-------|
| DATE        | OPPONENT | P/S | NO.     | YDS. | AVG. | LG | TD | NO.       | YDS. | AVG. | LG | TD | W/L | SCORE |
| 01/10       | Browns   | P   | 2       | 2    | 1.0  | 2  | 0  | 0         | 0    | 0.0  | 0  | 0  | L   | 37-48 |
| 2020 TOTALS |          | 1-0 | 2       | 2    | 1.0  | 2  | 0  | 0         | 0    | 0.0  | 0  | 0  | 0-1 |       |

2018 GAME-BY-GAME POSTSEASON STATISTICS (CHARGERS)

|             |             |     | RUSHING |      |      |    |    | RECEIVING |      |      |    |    |     |       |
|-------------|-------------|-----|---------|------|------|----|----|-----------|------|------|----|----|-----|-------|
| DATE        | OPPONENT    | P/S | NO.     | YDS. | AVG. | LG | TD | NO.       | YDS. | AVG. | LG | TD | W/L | SCORE |
| 01/06       | at Ravens   | P   | 0       | 0    | 0.0  | 0  | 0  | 1         | 1    | 1.0  | 1  | 0  | W   | 23-17 |
| 01/13       | at Patriots | P   | 0       | 0    | 0.0  | 0  | 0  | 0         | 0    | 0.0  | 0  | 0  | L   | 28-41 |
| 2018 TOTALS |             | 2-0 | 0       | 0    | 0.0  | 0  | 0  | 1         | 1    | 1.0  | 1  | 0  | 1-1 |       |



T.J. WATT  
LINEBACKER

HEIGHT: 6-4      BIRTHPLACE Pewaukee, WI  
WEIGHT: 252      HOW ACQUIRED: D1 '17  
COLLEGE: Wisconsin      NFL EXPERIENCE: 5th year  
BORN: Oct. 11, 1994 (27)



T.J. WATT'S NFL REGULAR SEASON DEFENSIVE STATISTICS

| DATE       | TEAM     | GP | GS | TACKLES |     |    |     |     |      |       | INTERCEPTIONS |    |     |    |    | O. FUMB |    |    | ST |     |    | MISC |   |    |    |   |
|------------|----------|----|----|---------|-----|----|-----|-----|------|-------|---------------|----|-----|----|----|---------|----|----|----|-----|----|------|---|----|----|---|
|            |          |    |    | TK      | S   | A  | TFL | YDS | SK   | YDS   | QBH           | NO | YDS | LG | TD | PD      | FF | FR | TD | YDS | TK | S    | A | FF | FR | S |
| 2017       | Steelers | 15 | 15 | 52      | 39  | 13 | 10  | 42  | 7.0  | 36.0  | 13            | 1  | 17  | 17 | 0  | 7       | 1  | 0  | 0  | 2   | 1  | 1    | 0 | 0  | 0  | 0 |
| 2018       | Steelers | 16 | 16 | 68      | 50  | 18 | 12  | 63  | 13.0 | 87.0  | 21            | 0  | 0   | 0  | 0  | 3       | 6  | 0  | 0  | 0   | 0  | 0    | 0 | 0  | 0  |   |
| 2019       | Steelers | 16 | 16 | 55      | 35  | 20 | 14  | 56  | 14.5 | 104.0 | 36            | 2  | 7   | 7  | 0  | 8       | 4  | 0  | 0  | 0   | 0  | 0    | 0 | 0  | 0  |   |
| 2020       | Steelers | 15 | 15 | 53      | 43  | 10 | 23  | 119 | 15.0 | 112.5 | 41            | 1  | 0   | 0  | 0  | 7       | 2  | 0  | 0  | 0   | 0  | 0    | 0 | 0  | 0  |   |
| 2021       | Steelers | 15 | 15 | 64      | 48  | 16 | 21  | 100 | 22.5 | 111.5 | 39            | 0  | 0   | 0  | 0  | 7       | 5  | 3  | 0  | 0   | 0  | 0    | 0 | 0  | 0  |   |
| NFL TOTALS |          | 77 | 77 | 292     | 215 | 77 | 80  | 380 | 72.0 | 451.0 | 150           | 4  | 24  | 17 | 0  | 32      | 22 | 7  | 0  | 2   | 1  | 1    | 0 | 0  | 0  | 0 |

T.J. WATT'S NFL POSTSEASON DEFENSIVE STATISTICS

| DATE       | TEAM     | GP | GS | TACKLES |   |   |     |     |     |      | YDS | QBH | INTERCEPTIONS |    |    |    | O. FUMB |    |    |     | ST |   |   |    | MISC |   |
|------------|----------|----|----|---------|---|---|-----|-----|-----|------|-----|-----|---------------|----|----|----|---------|----|----|-----|----|---|---|----|------|---|
|            |          |    |    | TK      | S | A | TFL | YDS | SK  | NO   |     |     | YDS           | LG | TD | PD | FF      | FR | TD | YDS | TK | S | A | FF | FR   | S |
| 2017       | Steelers | 1  | 1  | 2       | 1 | 1 | 0   | 0   | 0.0 | 0.0  | 2   | 0   | 0             | 0  | 1  | 0  | 0       | 0  | 0  | 0   | 0  | 0 | 0 | 0  |      |   |
| 2020       | Steelers | 1  | 1  | 3       | 2 | 1 | 1   | 1   | 0.0 | 0.0  | 0   | 0   | 0             | 0  | 1  | 0  | 0       | 0  | 0  | 0   | 0  | 0 | 0 | 0  |      |   |
| 2021       | Steelers | 1  | 1  | 3       | 3 | 0 | 2   | 16  | 1.0 | 14.0 | 3   | 0   | 0             | 0  | 1  | 0  | 1       | 1  | 26 | 0   | 0  | 0 | 0 | 0  |      |   |
| NFL TOTALS |          | 3  | 3  | 8       | 6 | 2 | 3   | 17  | 1.0 | 14.0 | 5   | 0   | 0             | 0  | 3  | 0  | 1       | 1  | 26 | 0   | 0  | 0 | 0 | 0  |      |   |

SINGLE-GAME HIGHS: DEFENSIVE

|                   |   |                           |  |
|-------------------|---|---------------------------|--|
| Total Tackles     | 10 at Cleveland Browns, Sep 09, 2018<br>8 vs. Atlanta Falcons, Oct 07, 2018<br>...1 more at 8.  | Tackles For Loss          | 4 at Cleveland Browns, Sep 09, 2018<br>3 vs. Cleveland Browns, Jan 03, 2022<br>...9 more at 3. |
| Sacks             | 4.0 vs. Cleveland Browns, Jan 03, 2022<br>3.5 vs. Baltimore Ravens, Dec 05, 2021                | Interceptions             | 1 at New York Giants, Sep 14, 2020<br>1 at Arizona Cardinals, Dec 08, 2019<br>...2 more at 1.  |
| Passes Defensed   | 3 vs. Seattle Seahawks, Oct 17, 2021<br>3 at Dallas Cowboys, Nov 08, 2020                       | Interception Return Yards | 17 at Cleveland Browns, Sep 10, 2017<br>7 at San Francisco 49ers, Sep 22, 2019                 |
| Forced Fumbles    | 2 vs. Miami Dolphins, Oct 28, 2019<br>2 vs. Cincinnati Bengals, Dec 30, 2018<br>...1 more at 2. | Special Teams Tackles     | 1 vs. Tennessee Titans, Nov 16, 2017<br>1 at Cleveland Browns, Sep 10, 2017                    |
| Fumble Recoveries | 1 vs. Tennessee Titans, Dec 19, 2021<br>1 at Cleveland Browns, Oct 31, 2021<br>...5 more at 1.  |                           |  |

SINGLE-GAME HIGHS - POSTSEASON: DEFENSIVE

|                 |  |                                  |   |
|-----------------|--|----------------------------------|---|
| Total Tackles   | 3 at Kansas City Chiefs, Jan 16, 2022<br>3 vs. Cleveland Browns, Jan 10, 2021<br>2 vs. Jacksonville Jaguars, Jan 14, 2018<br>1.0 at Kansas City Chiefs, Jan 16, 2022 | Fumble Recoveries                | 1 at Kansas City Chiefs, Jan 16, 2022   |
| Sacks           |  | Tackles For Loss                 | 2 at Kansas City Chiefs, Jan 16, 2022<br>1 vs. Cleveland Browns, Jan 10, 2021 |
| Passes Defensed | 1 vs. Cleveland Browns, Jan 10, 2021<br>1 vs. Jacksonville Jaguars, Jan 14, 2018   | Longest Opponent's Fumble Return | 26 at Kansas City Chiefs, Jan 16, 2022  |

2021 GAME-BY-GAME REGULAR-SEASON STATISTICS (STEELERS)

| DATE         | OPPONENT    | P/S   | TACKLES |    |    |      |       |     |     |                  | INTERCEPTIONS |     |    |    |    | O. FUMB |    |    | ST  |    |   | MISC |    | SCORE |    |   |        |       |  |  |   |       |
|--------------|-------------|-------|---------|----|----|------|-------|-----|-----|------------------|---------------|-----|----|----|----|---------|----|----|-----|----|---|------|----|-------|----|---|--------|-------|--|--|---|-------|
|              |             |       | TK      | S  | A  | SK   | YDS   | TFL | YDS | QBH              | NO            | YDS | LG | TD | PD | FF      | FR | TD | YDS | TK | S | A    | FF |       | FR | S | A      | W/L   |  |  |   |       |
| 09/12        | at Bills    | S     | 3       | 3  | 0  | 2.0  | 1.0   | 1   | 5   | 5                | 0             | 0   | 0  | 0  | 1  | 0       | 0  | 0  | 0   | 0  | 0 | 0    | 0  | 0     | 0  | W | 23-16  |       |  |  |   |       |
| 09/19        | Raiders     | S     | 4       | 3  | 1  | 1.0  | 1.0   | 0   | 0   | 1                | 0             | 0   | 0  | 0  | 1  | 0       | 0  | 0  | 0   | 0  | 0 | 0    | 0  | 0     | 0  | L | 17-26  |       |  |  |   |       |
| 09/26        | Bengals     |       |         |    |    |      |       |     |     | ON INACTIVE LIST |               |     |    |    |    |         |    |    |     |    |   |      |    |       |    |   |        |       |  |  | L | 10-24 |
| 10/03        | at Packers  | S     | 4       | 3  | 1  | 2.0  | 6.0   | 2   | 6   | 2                | 0             | 0   | 0  | 0  | 0  | 1       | 0  | 0  | 0   | 0  | 0 | 0    | 0  | 0     | 0  | 0 | L      | 17-27 |  |  |   |       |
| 10/10        | Broncos     | S     | 3       | 3  | 0  | 0.0  | 0.0   | 1   | 4   | 2                | 0             | 0   | 0  | 0  | 0  | 0       | 0  | 0  | 0   | 0  | 0 | 0    | 0  | 0     | 0  | W | 27-19  |       |  |  |   |       |
| 10/17        | Seahawks    | S     | 7       | 6  | 1  | 2.0  | 13.0  | 3   | 14  | 2                | 0             | 0   | 0  | 0  | 3  | 1       | 0  | 0  | 0   | 0  | 0 | 0    | 0  | 0     | 0  | W | 23-20  |       |  |  |   |       |
| 10/31        | at Browns   | S     | 6       | 4  | 2  | 1.5  | 7.5   | 1   | 5   | 3                | 0             | 0   | 0  | 0  | 0  | 1       | 0  | 0  | 0   | 0  | 0 | 0    | 0  | 0     | 0  | W | 15-10  |       |  |  |   |       |
| 11/08        | Bears       | S     | 7       | 4  | 3  | 3.0  | 13.0  | 3   | 13  | 3                | 0             | 0   | 0  | 0  | 1  | 0       | 0  | 0  | 0   | 0  | 0 | 0    | 0  | 0     | 0  | W | 29-27  |       |  |  |   |       |
| 11/14        | Lions       | S     | 5       | 3  | 2  | 1.0  | 6.0   | 2   | 7   | 2                | 0             | 0   | 0  | 0  | 0  | 0       | 0  | 0  | 0   | 0  | 0 | 0    | 0  | 0     | 0  | T | 16-16  |       |  |  |   |       |
| 11/21        | at Chargers |       |         |    |    |      |       |     |     | ON INACTIVE LIST |               |     |    |    |    |         |    |    |     |    |   |      |    |       |    |   |        |       |  |  | L | 37-41 |
| 11/28        | at Bengals  | S     | 2       | 1  | 1  | 0.0  | 0.0   | 0   | 0   | 0                | 0             | 0   | 0  | 0  | 0  | 0       | 0  | 0  | 0   | 0  | 0 | 0    | 0  | 0     | 0  | 0 | L      | 10-41 |  |  |   |       |
| 12/05        | Ravens      | S     | 6       | 5  | 1  | 3.5  | 12.0  | 3   | 8   | 6                | 0             | 0   | 0  | 0  | 0  | 1       | 0  | 0  | 0   | 0  | 0 | 0    | 0  | 0     | 0  | W | 20-19  |       |  |  |   |       |
| 12/09        | at Vikings  | S     | 1       | 0  | 1  | 0.0  | 0.0   | 0   | 0   | 1                | 0             | 0   | 0  | 0  | 0  | 0       | 0  | 0  | 0   | 0  | 0 | 0    | 0  | 0     | 0  | L | 28-36  |       |  |  |   |       |
| 12/19        | Titans      | S     | 5       | 4  | 1  | 1.5  | 15.0  | 1   | 10  | 4                | 0             | 0   | 0  | 0  | 0  | 1       | 0  | 0  | 0   | 0  | 0 | 0    | 0  | 0     | 0  | W | 19-13  |       |  |  |   |       |
| 12/26        | at Chiefs   | S     | 1       | 1  | 0  | 0.0  | 0.0   | 0   | 0   | 0                | 0             | 0   | 0  | 0  | 0  | 0       | 0  | 0  | 0   | 0  | 0 | 0    | 0  | 0     | 0  | L | 10-36  |       |  |  |   |       |
| 01/03        | Browns      | S     | 5       | 5  | 0  | 4.0  | 25.0  | 3   | 25  | 5                | 0             | 0   | 0  | 0  | 2  | 0       | 0  | 0  | 0   | 0  | 0 | 0    | 0  | 0     | 0  | W | 26-14  |       |  |  |   |       |
| 01/09        | at Ravens   | S     | 5       | 3  | 2  | 1.0  | 3.0   | 1   | 3   | 3                | 0             | 0   | 0  | 0  | 1  | 1       | 0  | 0  | 0   | 0  | 0 | 0    | 0  | 0     | 0  | W | 16-13+ |       |  |  |   |       |
| 2021 TOTALS  |             | 15-15 | 64      | 48 | 16 | 22.5 | 111.5 | 21  | 100 | 39               | 0             | 0   | 0  | 0  | 7  | 5       | 3  | 0  | 0   | 0  | 0 | 0    | 0  | 0     | 0  | 0 | 9-7-1  |       |  |  |   |       |
| + - Overtime |             |       |         |    |    |      |       |     |     |                  |               |     |    |    |    |         |    |    |     |    |   |      |    |       |    |   |        |       |  |  |   |       |

2021 GAME-BY-GAME POSTSEASON STATISTICS (STEELERS)

|             |           |     | TACKLES |   |   |     |      |      |     |     | INTERCEPTIONS |     |    |    |    | O. FUMB |    |    | ST  |    |   |   | MISC |    |   |   |     |       |  |
|-------------|-----------|-----|---------|---|---|-----|------|------|-----|-----|---------------|-----|----|----|----|---------|----|----|-----|----|---|---|------|----|---|---|-----|-------|--|
| DATE        | OPPONENT  | P/S | TK      | S | A | SK  | YDS  | TFL  | YDS | QBH | NO            | YDS | LG | TD | PD | FF      | FR | TD | YDS | TK | S | A | FF   | FR | S | A | W/L | SCORE |  |
| 01/16       | at Chiefs | S   | 3       | 3 | 0 | 1.0 | 14.0 | 2    | 16  | 3   | 0             | 0   | 0  | 0  | 1  | 0       | 1  | 1  | 26  | 0  | 0 | 0 | 0    | 0  | 0 | 0 | L   | 21-42 |  |
| 2021 TOTALS |           |     | 1-1     | 3 | 3 | 0   | 1.0  | 14.0 | 2   | 16  | 3             | 0   | 0  | 0  | 0  | 1       | 0  | 1  | 1   | 26 | 0 | 0 | 0    | 0  | 0 | 0 | 0   | 0-1   |  |

2020 GAME-BY-GAME POSTSEASON STATISTICS (STEELERS)

|             |          |     | TACKLES |   |   |     |     |     |     |     | INTERCEPTIONS |     |    |    |    | O. FUMB |    |    | ST  |    |   | MISC |    |    |   |   |     |       |  |
|-------------|----------|-----|---------|---|---|-----|-----|-----|-----|-----|---------------|-----|----|----|----|---------|----|----|-----|----|---|------|----|----|---|---|-----|-------|--|
| DATE        | OPPONENT | P/S | TK      | S | A | SK  | YDS | TFL | YDS | QBH | NO            | YDS | LG | TD | PD | FF      | FR | TD | YDS | TK | S | A    | FF | FR | S | A | W/L | SCORE |  |
| 01/10       | Browns   | S   | 3       | 2 | 1 | 0.0 | 0.0 | 1   | 1   | 0   | 0             | 0   | 0  | 0  | 1  | 0       | 0  | 0  | 0   | 0  | 0 | 0    | 0  | 0  | 0 | 0 | L   | 37-48 |  |
| 2020 TOTALS |          |     | 1-1     | 3 | 2 | 1   | 0.0 | 0.0 | 1   | 1   | 0             | 0   | 0  | 0  | 1  | 0       | 0  | 0  | 0   | 0  | 0 | 0    | 0  | 0  | 0 | 0 | 0   | 0-1   |  |

2017 GAME-BY-GAME POSTSEASON STATISTICS (STEELERS)

|             |          |     | TACKLES |   |   |     |     |     |     |     | INTERCEPTIONS |     |    |    |    | O. FUMB |    |    | ST  |    |   | MISC |    |    |   |   |     |       |  |
|-------------|----------|-----|---------|---|---|-----|-----|-----|-----|-----|---------------|-----|----|----|----|---------|----|----|-----|----|---|------|----|----|---|---|-----|-------|--|
| DATE        | OPPONENT | P/S | TK      | S | A | SK  | YDS | TFL | YDS | QBH | NO            | YDS | LG | TD | PD | FF      | FR | TD | YDS | TK | S | A    | FF | FR | S | A | W/L | SCORE |  |
| 01/14       | Jaguars  | S   | 2       | 1 | 1 | 0.0 | 0.0 | 0   | 0   | 2   | 0             | 0   | 0  | 0  | 1  | 0       | 0  | 0  | 0   | 0  | 0 | 0    | 0  | 0  | 0 | 0 | L   | 42-45 |  |
| 2017 TOTALS |          |     | 1-1     | 2 | 1 | 1   | 0.0 | 0.0 | 0   | 0   | 2             | 0   | 0  | 0  | 0  | 1       | 0  | 0  | 0   | 0  | 0 | 0    | 0  | 0  | 0 | 0 | 0   | 0-1   |  |



15

CODY WHITE

WIDE RECEIVER

HEIGHT: 6-3      BIRTHPLACE Novi, MI  
WEIGHT: 215      HOW ACQUIRED: FA '20  
COLLEGE: Michigan State      NFL EXPERIENCE: 1st year  
BORN: Nov. 28, 1998 (23)

CODY WHITE'S NFL REGULAR SEASON RUSHING/RECEIVING STATISTICS

| DATE       | TEAM     | GP | GS | RECEIVING |      |      |    | TD | RUSHING |      |      |    | TD |
|------------|----------|----|----|-----------|------|------|----|----|---------|------|------|----|----|
|            |          |    |    | NO.       | YDS. | AVG. | LG |    | NO.     | YDS. | AVG. | LG |    |
| 2021       | Steelers | 15 | 0  | 5         | 33   | 6.6  | 11 | 0  | 0       | 0    | 0.0  | 0  | 0  |
| NFL TOTALS |          | 15 | 0  | 5         | 33   | 6.6  | 11 | 0  | 0       | 0    | 0.0  | 0  | 0  |

CODY WHITE'S NFL POSTSEASON RUSHING/RECEIVING STATISTICS

| DATE       | TEAM     | GP | GS | RECEIVING |      |      |    | TD | RUSHING |      |      |    | TD |
|------------|----------|----|----|-----------|------|------|----|----|---------|------|------|----|----|
|            |          |    |    | NO.       | YDS. | AVG. | LG |    | NO.     | YDS. | AVG. | LG |    |
| 2020       | Steelers | 0  | 0  | 0         | 0    | 0.0  | 0  | 0  | 0       | 0    | 0.0  | 0  | 0  |
| 2021       | Steelers | 0  | 0  | 0         | 0    | 0.0  | 0  | 0  | 0       | 0    | 0.0  | 0  | 0  |
| NFL TOTALS |          | 0  | 0  | 0         | 0    | 0.0  | 0  | 0  | 0       | 0    | 0.0  | 0  | 0  |

CODY WHITE'S NFL REGULAR SEASON RETURN STATISTICS

| KICKOFF RETURNS |          |      |      |      |    |    | PUNT RETURNS |    |      |      |    |    |  |
|-----------------|----------|------|------|------|----|----|--------------|----|------|------|----|----|--|
| DATE            | TEAM     | RET. | YDS. | AVG. | LG | TD | NO.          | FC | YDS. | AVG. | LG | TD |  |
| 2021            | Steelers | 0    | 0    | 0.0  | 0  | 0  | 0            | 0  | 0    | 0.0  | 0  | 0  |  |
| NFL TOTALS      |          | 0    | 0    | 0.0  | 0  | 0  | 0            | 0  | 0    | 0.0  | 0  | 0  |  |

CODY WHITE'S NFL POSTSEASON RETURN STATISTICS

| KICKOFF RETURNS |          |      |      |      |    |    | PUNT RETURNS |    |      |      |    |    |  |
|-----------------|----------|------|------|------|----|----|--------------|----|------|------|----|----|--|
| DATE            | TEAM     | RET. | YDS. | AVG. | LG | TD | NO.          | FC | YDS. | AVG. | LG | TD |  |
| 2020            | Steelers | 0    | 0    | 0.0  | 0  | 0  | 0            | 0  | 0    | 0.0  | 0  | 0  |  |
| 2021            | Steelers | 0    | 0    | 0.0  | 0  | 0  | 0            | 0  | 0    | 0.0  | 0  | 0  |  |
| NFL TOTALS      |          | 0    | 0    | 0.0  | 0  | 0  | 0            | 0  | 0    | 0.0  | 0  | 0  |  |

SINGLE-GAME HIGHS: RECEIVING

- Receptions

3 at Kansas City Chiefs, Dec 26, 2021
- Receiving Yards

17 vs. Cincinnati Bengals, Sep 26, 2021
- Longest Receptions

17 vs. Cincinnati Bengals, Sep 26, 2021

16 at Kansas City Chiefs, Dec 26, 2021

11 vs. Cincinnati Bengals, Sep 26, 2021

6 at Kansas City Chiefs, Dec 26, 2021

...2 more at 6.
- All-Purpose Yards

17 vs. Cincinnati Bengals, Sep 26, 2021

16 at Kansas City Chiefs, Dec 26, 2021
- Special Teams Tackles

2 vs. Chicago Bears, Nov 08, 2021

1 vs. Baltimore Ravens, Dec 05, 2021

...1 more at 1.
- Receiving Average

5.3 at Kansas City Chiefs, Dec 26, 2021

2021 GAME-BY-GAME REGULAR-SEASON STATISTICS (STEELERS)


| DATE        | OPPONENT    | P/S  | RECEIVING |      |      |    | TD | RUSHING |      |      |    | TD | W/L/T | SCORE  |
|-------------|-------------|------|-----------|------|------|----|----|---------|------|------|----|----|-------|--------|
|             |             |      | NO.       | YDS. | AVG. | LG |    | NO.     | YDS. | AVG. | LG |    |       |        |
| 09/12       | at Bills    |      |           |      |      |    |    |         |      |      |    |    | W     | 23-16  |
| 09/19       | Raiders     |      |           |      |      |    |    |         |      |      |    |    | L     | 17-26  |
| 09/26       | Bengals     | P    | 2         | 17   | 8.5  | 11 | 0  | 0       | 0    | 0.0  | 0  | 0  | L     | 10-24  |
| 10/03       | at Packers  | P    | 0         | 0    | 0.0  | 0  | 0  | 0       | 0    | 0.0  | 0  | 0  | L     | 17-27  |
| 10/10       | Broncos     | P    | 0         | 0    | 0.0  | 0  | 0  | 0       | 0    | 0.0  | 0  | 0  | W     | 27-19  |
| 10/17       | Seahawks    | P    | 0         | 0    | 0.0  | 0  | 0  | 0       | 0    | 0.0  | 0  | 0  | W     | 23-20+ |
| 10/31       | at Browns   | P    | 0         | 0    | 0.0  | 0  | 0  | 0       | 0    | 0.0  | 0  | 0  | W     | 15-10  |
| 11/08       | Bears       | P    | 0         | 0    | 0.0  | 0  | 0  | 0       | 0    | 0.0  | 0  | 0  | W     | 29-27  |
| 11/14       | Lions       | P    | 0         | 0    | 0.0  | 0  | 0  | 0       | 0    | 0.0  | 0  | 0  | T     | 16-16  |
| 11/21       | at Chargers | P    | 0         | 0    | 0.0  | 0  | 0  | 0       | 0    | 0.0  | 0  | 0  | L     | 37-41  |
| 11/28       | at Bengals  | P    | 0         | 0    | 0.0  | 0  | 0  | 0       | 0    | 0.0  | 0  | 0  | L     | 10-41  |
| 12/05       | Ravens      | P    | 0         | 0    | 0.0  | 0  | 0  | 0       | 0    | 0.0  | 0  | 0  | W     | 20-19  |
| 12/09       | at Vikings  | P    | 0         | 0    | 0.0  | 0  | 0  | 0       | 0    | 0.0  | 0  | 0  | L     | 28-36  |
| 12/19       | Titans      | P    | 0         | 0    | 0.0  | 0  | 0  | 0       | 0    | 0.0  | 0  | 0  | W     | 19-13  |
| 12/26       | at Chiefs   | P    | 3         | 16   | 5.3  | 6  | 0  | 0       | 0    | 0.0  | 0  | 0  | L     | 10-36  |
| 01/03       | Browns      | P    | 0         | 0    | 0.0  | 0  | 0  | 0       | 0    | 0.0  | 0  | 0  | W     | 26-14  |
| 01/09       | at Ravens   | P    | 0         | 0    | 0.0  | 0  | 0  | 0       | 0    | 0.0  | 0  | 0  | W     | 16-13+ |
| 2021 TOTALS |             | 15-0 | 5         | 33   | 6.6  | 11 | 0  | 0       | 0    | 0.0  | 0  | 0  | 9-7-1 |        |
| + Over time |             |      |           |      |      |    |    |         |      |      |    |    |       |        |

2021 GAME-BY-GAME POSTSEASON STATISTICS (STEELERS)

|             |           |     | RECEIVING |      |      |    |    | RUSHING |      |      |    |    |     |       |
|-------------|-----------|-----|-----------|------|------|----|----|---------|------|------|----|----|-----|-------|
| DATE        | OPPONENT  | P/S | NO.       | YDS. | AVG. | LG | TD | NO.     | YDS. | AVG. | LG | TD | W/L | SCORE |
| 01/16       | at Chiefs |     | INACTIVE  |      |      |    |    |         |      |      |    |    | L   | 21-42 |
| 2021 TOTALS |           | 0-0 | 0         | 0    | 0.0  | 0  | 0  | 0       | 0    | 0.0  | 0  | 0  | 0-1 |       |

2020 GAME-BY-GAME POSTSEASON STATISTICS (STEELERS)

|             |          |     | RECEIVING    |      |      |    |    | RUSHING |      |      |    |    |     |       |
|-------------|----------|-----|--------------|------|------|----|----|---------|------|------|----|----|-----|-------|
| DATE        | OPPONENT | P/S | NO.          | YDS. | AVG. | LG | TD | NO.     | YDS. | AVG. | LG | TD | W/L | SCORE |
| 01/10       | Browns   |     | DID NOT PLAY |      |      |    |    |         |      |      |    |    | L   | 37-48 |
| 2020 TOTALS |          | 0-0 | 0            | 0    | 0.0  | 0  | 0  | 0       | 0    | 0.0  | 0  | 0  | 0-1 |       |



25

AHKELLO WITHERSPOON

(uh-KELL-oh)

CORNERBACK

HEIGHT: 6-2

WEIGHT: 195

COLLEGE: Colorado

BORN: Mar. 21, 1995 (26)

BIRTHPLACE: Sacramento, CA

HOW ACQUIRED: TR '21 (SEA)

NFL EXPERIENCE: 5th year

AHKELLO WITHERSPOON'S NFL REGULAR SEASON DEFENSIVE STATISTICS

| DATE       | TEAM     | GP | GS | TACKLES |     |    |     |     |     |     | INTERCEPTIONS |    |     |    | O. FUMB |    |     |    | ST |   |    |    | MISC |   |   |
|------------|----------|----|----|---------|-----|----|-----|-----|-----|-----|---------------|----|-----|----|---------|----|-----|----|----|---|----|----|------|---|---|
|            |          |    |    | TK      | S   | A  | TFL | NO  | YDS | QBH | LG            | TD | PD  | FF | FR      | TD | YDS | TK | S  | A | FF | FR | S    | A |   |
| 2017       | 49ers    | 12 | 9  | 32      | 28  | 4  | 0   | 0.0 | 0.0 | 0   | 2             | 42 | 23  | 0  | 7       | 1  | 0   | 0  | 0  | 0 | 0  | 0  | 0    | 0 |   |
| 2018       | 49ers    | 14 | 12 | 37      | 30  | 7  | 0   | 0.0 | 0.0 | 0   | 0             | 0  | 0   | 0  | 4       | 0  | 0   | 0  | 0  | 0 | 0  | 1  | 0    | 0 |   |
| 2019       | 49ers    | 10 | 8  | 28      | 24  | 4  | 1   | 2.0 | 0.0 | 0   | 1             | 25 | 25t | 1  | 9       | 0  | 0   | 0  | 0  | 0 | 0  | 0  | 0    | 0 |   |
| 2020       | 49ers    | 11 | 4  | 19      | 16  | 3  | 1   | 1.0 | 0.0 | 0   | 1             | 0  | 0   | 0  | 4       | 0  | 0   | 0  | 1  | 1 | 0  | 0  | 0    | 0 |   |
| 2021       | Steelers | 9  | 2  | 15      | 14  | 1  | 1   | 1.0 | 0.0 | 0   | 3             | 45 | 41  | 0  | 9       | 0  | 0   | 0  | 0  | 0 | 0  | 0  | 0    | 0 |   |
| NFL TOTALS |          | 56 | 35 | 131     | 112 | 19 | 3   | 4   | 0.0 | 0.0 | 0             | 7  | 112 | 41 | 1       | 33 | 1   | 0  | 0  | 0 | 1  | 1  | 0    | 0 | 0 |

AHKELLO WITHERSPOON'S NFL POSTSEASON DEFENSIVE STATISTICS

|            |          | TACKLES |    |    |   |   |     |     |     |     | INTERCEPTIONS |    |     |    | O. FUMB |    |    |    | ST |     |    |   | MISC |    |    |   |   |
|------------|----------|---------|----|----|---|---|-----|-----|-----|-----|---------------|----|-----|----|---------|----|----|----|----|-----|----|---|------|----|----|---|---|
| DATE       | TEAM     | GP      | GS | TK | S | A | TFL | YDS | SK  | YDS | QBH           | NO | YDS | LG | TD      | PD | FF | FR | TD | YDS | TK | S | A    | FF | FR | S | A |
| 2019       | 49ers    | 3       | 1  | 1  | 1 | 0 | 0   | 0   | 0.0 | 0.0 | 0             | 0  | 0   | 0  | 0       | 0  | 0  | 0  | 0  | 0   | 3  | 1 | 2    | 0  | 0  | 0 | 0 |
| 2021       | Steelers | 1       | 1  | 2  | 2 | 0 | 0   | 0   | 0.0 | 0.0 | 0             | 0  | 0   | 0  | 0       | 0  | 0  | 0  | 0  | 0   | 0  | 0 | 0    | 0  | 0  | 0 |   |
| NFL TOTALS |          | 4       | 2  | 3  | 3 | 0 | 0   | 0   | 0.0 | 0.0 | 0             | 0  | 0   | 0  | 0       | 0  | 0  | 0  | 0  | 0   | 3  | 1 | 2    | 0  | 0  | 0 | 0 |

SINGLE-GAME HIGHS: DEFENSIVE

- Total Tackles

7 at Arizona Cardinals, Dec 26, 2020

5 vs. Baltimore Ravens, Dec 05, 2021

...5 more at 5.
- Passes Defensed

3 vs. Cleveland Browns, Jan 03, 2022

3 at Minnesota Vikings, Dec 09, 2021

...1 more at 3.
- Forced Fumbles

1 at Los Angeles Rams, Dec 31, 2017

1 at Cincinnati Bengals, Nov 28, 2021

1 at Arizona Cardinals, Dec 26, 2020

...1 more at 1.
- Tackles For Loss
- Interceptions

2 at Minnesota Vikings, Dec 09, 2021

1 at Arizona Cardinals, Dec 26, 2020

...3 more at 1.
- Interception Return Yards

45 at Minnesota Vikings, Dec 09, 2021

25 at Tampa Bay Buccaneers, Sep 08, 2019
- Special Teams Tackles

1 at New England Patriots, Oct 25, 2020
- Special Teams Fumble Recoveries

1 at Minnesota Vikings, Sep 09, 2018

SINGLE-GAME HIGHS - POSTSEASON: DEFENSIVE

- Total Tackles

2 at Kansas City Chiefs, Jan 16, 2022

1 vs. Minnesota Vikings, Jan 11, 2020
- Special Teams Tackles

2 vs. Green Bay Packers, Jan 19, 2020

1 at Kansas City Chiefs, Feb 02, 2020

2021 GAME-BY-GAME REGULAR-SEASON STATISTICS (STEELERS)

| DATE        | OPPONENT    | P/S | TACKLES |    |     |     | QBH | INTERCEPTIONS    |     |    |    | PD | O. FUMB |    |    |     | ST |   |   |    | MISC |   | W/L | SCORE  |
|-------------|-------------|-----|---------|----|-----|-----|-----|------------------|-----|----|----|----|---------|----|----|-----|----|---|---|----|------|---|-----|--------|
|             |             |     | TK      | S  | A   | SK  |     | NO               | YDS | LG | TD |    | FF      | FR | TD | YDS | TK | S | A | FF | FR   | S | A   |        |
| 09/12       | at Bills    |     |         |    |     |     |     | ON INACTIVE LIST |     |    |    |    |         |    |    |     |    |   |   |    |      |   | W   | 23-16  |
| 09/19       | Raiders     | P   | 0       | 0  | 0.0 | 0.0 | 0   | 0                | 0   | 0  | 0  | 0  | 0       | 0  | 0  | 0   | 0  | 0 | 0 | 0  | 0    | 0 | L   | 17-26  |
| 09/26       | Bengals     |     |         |    |     |     |     | ON INACTIVE LIST |     |    |    |    |         |    |    |     |    |   |   |    |      |   | L   | 10-24  |
| 10/03       | at Packers  |     |         |    |     |     |     | ON INACTIVE LIST |     |    |    |    |         |    |    |     |    |   |   |    |      |   | L   | 17-27  |
| 10/10       | Broncos     |     |         |    |     |     |     | ON INACTIVE LIST |     |    |    |    |         |    |    |     |    |   |   |    |      |   | W   | 27-19  |
| 10/17       | Seahawks    |     |         |    |     |     |     | ON INACTIVE LIST |     |    |    |    |         |    |    |     |    |   |   |    |      |   | W   | 23-20+ |
| 10/31       | at Browns   |     |         |    |     |     |     | ON INACTIVE LIST |     |    |    |    |         |    |    |     |    |   |   |    |      |   | W   | 15-10  |
| 11/08       | Bears       |     |         |    |     |     |     | ON INACTIVE LIST |     |    |    |    |         |    |    |     |    |   |   |    |      |   | W   | 29-27  |
| 11/14       | Lions       |     |         |    |     |     |     | ON INACTIVE LIST |     |    |    |    |         |    |    |     |    |   |   |    |      |   | T   | 16-16  |
| 11/21       | at Chargers | P   | 2       | 2  | 0.0 | 0.0 | 0   | 0                | 0   | 0  | 0  | 0  | 0       | 0  | 0  | 0   | 0  | 0 | 0 | 0  | 0    | 0 | L   | 37-41  |
| 11/28       | at Bengals  | P   | 1       | 1  | 0.0 | 0.0 | 1   | 1                | 0   | 0  | 0  | 0  | 0       | 0  | 0  | 0   | 0  | 0 | 0 | 0  | 0    | 0 | L   | 10-41  |
| 12/05       | Ravens      | P   | 5       | 5  | 0.0 | 0.0 | 0   | 0                | 0   | 0  | 0  | 0  | 0       | 0  | 0  | 0   | 0  | 0 | 0 | 0  | 0    | 0 | W   | 20-19  |
| 12/09       | at Vikings  | P   | 4       | 4  | 0.0 | 0.0 | 0   | 0                | 0   | 2  | 45 | 41 | 0       | 3  | 0  | 0   | 0  | 0 | 0 | 0  | 0    | 0 | L   | 28-36  |
| 12/19       | Titans      | S   | 2       | 2  | 0.0 | 0.0 | 0   | 0                | 0   | 0  | 0  | 0  | 0       | 0  | 0  | 0   | 0  | 0 | 0 | 0  | 0    | 0 | W   | 19-13  |
| 12/26       | at Chiefs   | P   | 0       | 0  | 0.0 | 0.0 | 0   | 0                | 0   | 0  | 0  | 0  | 1       | 0  | 0  | 0   | 0  | 0 | 0 | 0  | 0    | 0 | L   | 10-36  |
| 01/03       | Browns      | P   | 0       | 0  | 0.0 | 0.0 | 0   | 0                | 1   | 0  | 0  | 0  | 3       | 0  | 0  | 0   | 0  | 0 | 0 | 0  | 0    | 0 | W   | 26-14  |
| 01/09       | at Ravens   | S   | 1       | 1  | 0.0 | 0.0 | 0   | 0                | 0   | 0  | 0  | 0  | 0       | 0  | 0  | 0   | 0  | 0 | 0 | 0  | 0    | 0 | W   | 16-13+ |
| 2021 TOTALS |             | 9-2 | 15      | 14 | 1   | 0.0 | 0.0 | 1                | 1   | 0  | 3  | 45 | 41      | 0  | 9  | 0   | 0  | 0 | 0 | 0  | 0    | 0 | 0   | 9-7-1  |

+ - Overtime

2021 GAME-BY-GAME POSTSEASON STATISTICS (STEELERS)

| DATE        | OPPONENT  | P/S | TACKLES |   |     |     | QBH | INTERCEPTIONS |     |    |    | PD | O. FUMB |    |    |     | ST |   |   |    | MISC |   | W/L | SCORE |
|-------------|-----------|-----|---------|---|-----|-----|-----|---------------|-----|----|----|----|---------|----|----|-----|----|---|---|----|------|---|-----|-------|
|             |           |     | TK      | S | A   | SK  |     | NO            | YDS | LG | TD |    | FF      | FR | TD | YDS | TK | S | A | FF | FR   | S | A   |       |
| 01/16       | at Chiefs | S   | 2       | 2 | 0.0 | 0.0 | 0   | 0             | 0   | 0  | 0  | 0  | 0       | 0  | 0  | 0   | 0  | 0 | 0 | 0  | 0    | 0 | L   | 21-42 |
| 2021 TOTALS |           | 1-1 | 2       | 2 | 0.0 | 0.0 | 0   | 0             | 0   | 0  | 0  | 0  | 0       | 0  | 0  | 0   | 0  | 0 | 0 | 0  | 0    | 0 | 0   | 0-1   |

2019 GAME-BY-GAME POSTSEASON STATISTICS (49ERS)

|             |           |     | TACKLES |   |   |     |     |     |     | INTERCEPTIONS |    |     |    |    |    |    | O. FUMB |    |     |    | ST |   |    |    |   | MISC |     | SCORE |
|-------------|-----------|-----|---------|---|---|-----|-----|-----|-----|---------------|----|-----|----|----|----|----|---------|----|-----|----|----|---|----|----|---|------|-----|-------|
| DATE        | OPPONENT  | P/S | TK      | S | A | SK  | YDS | TFL | YDS | QBH           | NO | YDS | LG | TD | PD | FF | FR      | TD | YDS | TK | S  | A | FF | FR | S | A    | W/L |       |
| 01/11       | Vikings   | S   | 1       | 1 | 0 | 0.0 | 0.0 | 0   | 0   | 0             | 0  | 0   | 0  | 0  | 0  | 0  | 0       | 0  | 0   | 0  | 0  | 0 | 0  | 0  | 0 | 0    | W   | 27-10 |
| 01/19       | Packers   | P   | 0       | 0 | 0 | 0.0 | 0.0 | 0   | 0   | 0             | 0  | 0   | 0  | 0  | 0  | 0  | 0       | 0  | 0   | 2  | 1  | 1 | 0  | 0  | 0 | 0    | W   | 37-20 |
| 02/02       | at Chiefs | P   | 0       | 0 | 0 | 0.0 | 0.0 | 0   | 0   | 0             | 0  | 0   | 0  | 0  | 0  | 0  | 0       | 0  | 0   | 1  | 0  | 1 | 0  | 0  | 0 | 0    | L   | 20-31 |
| 2019 TOTALS |           | 3-1 | 1       | 1 | 0 | 0.0 | 0.0 | 0   | 0   | 0             | 0  | 0   | 0  | 0  | 0  | 0  | 0       | 0  | 0   | 3  | 1  | 2 | 0  | 0  | 0 | 0    | 2-1 |       |



CHRIS WORMLEY

DEFENSIVE LINEMAN

HEIGHT: 6-5 BIRTHPLACE: Toledo, OH  
WEIGHT: 300 HOW ACQUIRED: TR '20 (BAL)  
COLLEGE: Michigan NFL EXPERIENCE: 5th year  
BORN: Oct. 25, 1993 (28)

CHRIS WORMLEY'S NFL REGULAR SEASON DEFENSIVE STATISTICS

| DATE       | TEAM     | GP | GS | TACKLES |    |    |     |     |      |      | INTERCEPTIONS |     |    |    | O. FUMB |    |    |    | ST  |    |   |   | MISC |    |
|------------|----------|----|----|---------|----|----|-----|-----|------|------|---------------|-----|----|----|---------|----|----|----|-----|----|---|---|------|----|
|            |          |    |    | TK      | S  | A  | TFL | SK  | YDS  | QBH  | NO            | YDS | LG | TD | PD      | FF | FR | TD | YDS | TK | S | A | FF   | FR |
| 2017       | Ravens   | 7  | 2  | 5       | 5  | 0  | 0   | 0   | 0.0  | 0.0  | 1             | 0   | 0  | 0  | 0       | 0  | 0  | 0  | 0   | 0  | 0 | 0 | 0    | 0  |
| 2018       | Ravens   | 16 | 6  | 16      | 13 | 3  | 2   | 7   | 1.0  | 6.0  | 2             | 0   | 0  | 0  | 5       | 0  | 0  | 0  | 0   | 0  | 0 | 0 | 0    | 0  |
| 2019       | Ravens   | 16 | 7  | 33      | 16 | 2  | 9   | 1.5 | 7.0  | 6.0  | 6             | 0   | 0  | 0  | 2       | 0  | 0  | 0  | 0   | 0  | 0 | 0 | 0    | 0  |
| 2020       | Steelers | 13 | 1  | 8       | 3  | 5  | 1   | 9   | 1.0  | 9.0  | 3             | 0   | 0  | 0  | 0       | 0  | 0  | 0  | 0   | 0  | 0 | 0 | 0    | 0  |
| 2021       | Steelers | 15 | 14 | 51      | 29 | 22 | 6   | 47  | 7.0  | 55.5 | 10            | 0   | 0  | 0  | 3       | 1  | 0  | 0  | 0   | 0  | 0 | 0 | 0    | 0  |
| NFL TOTALS |          | 67 | 30 | 113     | 67 | 46 | 11  | 72  | 10.5 | 77.5 | 22            | 0   | 0  | 0  | 10      | 1  | 0  | 0  | 0   | 0  | 0 | 0 | 0    | 0  |

CHRIS WORMLEY'S NFL POSTSEASON DEFENSIVE STATISTICS

| DATE       | TEAM     | GP | GS | TACKLES |   |   |     |     |     |     | INTERCEPTIONS |    |     |    | O. FUMB |    |    |    | ST |     |    |   | MISC |    |    |
|------------|----------|----|----|---------|---|---|-----|-----|-----|-----|---------------|----|-----|----|---------|----|----|----|----|-----|----|---|------|----|----|
|            |          |    |    | TK      | S | A | TFL | YDS | SK  | YDS | QBH           | NO | YDS | LG | TD      | PD | FF | FR | TD | YDS | TK | S | A    | FF | FR |
| 2018       | Ravens   | 1  | 0  | 2       | 2 | 0 | 0   | 0.0 | 0.0 | 0   | 0             | 0  | 0   | 0  | 0       | 0  | 0  | 0  | 0  | 0   | 0  | 0 | 0    | 0  | 0  |
| 2019       | Ravens   | 1  | 1  | 3       | 2 | 1 | 0   | 0.0 | 0.0 | 0   | 0             | 0  | 0   | 0  | 0       | 0  | 0  | 0  | 0  | 0   | 0  | 0 | 0    | 0  | 0  |
| 2020       | Steelers | 1  | 0  | 0       | 0 | 0 | 0   | 0.0 | 0.0 | 0   | 0             | 0  | 0   | 0  | 0       | 0  | 0  | 0  | 0  | 0   | 0  | 0 | 0    | 0  | 0  |
| 2021       | Steelers | 1  | 1  | 2       | 2 | 0 | 1   | 1   | 0.0 | 0.0 | 1             | 0  | 0   | 0  | 0       | 0  | 0  | 0  | 0  | 0   | 0  | 0 | 0    | 0  | 0  |
| NFL TOTALS |          | 4  | 2  | 7       | 6 | 1 | 1   | 1   | 0.0 | 0.0 | 1             | 0  | 0   | 0  | 0       | 0  | 0  | 0  | 0  | 0   | 0  | 0 | 0    | 0  | 0  |

SINGLE-GAME HIGHS: DEFENSIVE

- Total Tackles7 at Baltimore Ravens, Jan 09, 2022  
5 vs. Tennessee Titans, Dec 19, 2021  
...2 more at 5.
- Sacks2.5 vs. Baltimore Ravens, Dec 05, 2021  
1.0 at Baltimore Ravens, Jan 09, 2022  
...6 more at 1.0.
- Passes Defended2 vs. Buffalo Bills, Sep 09, 2018  
1 at Baltimore Ravens, Jan 09, 2022  
...7 more at 1.
- Forced Fumbles1 at Green Bay Packers, Oct 03, 2021  
Tackles For Loss2 vs. Baltimore Ravens, Dec 05, 2021  
2 at Cincinnati Bengals, Nov 10, 2019

SINGLE-GAME HIGHS - POSTSEASON: DEFENSIVE

- Total Tackles3 vs. Tennessee Titans, Jan 11, 2020  
2 at Kansas City Chiefs, Jan 16, 2022  
2 vs. Los Angeles Chargers, Jan 06, 2019
- Tackles For Loss1 at Kansas City Chiefs, Jan 16, 2022

2021 GAME-BY-GAME REGULAR-SEASON STATISTICS (STEELERS)

| DATE         | OPPONENT    | P/S   | TACKLES                   |    |    |     |      |     |     | INTERCEPTIONS |    |     |    | O. FUMB |    |    | ST |    |     | MISC |   | W/L | SCORE |   |    |        |       |
|--------------|-------------|-------|---------------------------|----|----|-----|------|-----|-----|---------------|----|-----|----|---------|----|----|----|----|-----|------|---|-----|-------|---|----|--------|-------|
|              |             |       | TK                        | S  | A  | SK  | YDS  | TFL | YDS | QBH           | NO | YDS | LG | TD      | PD | FF | FR | TD | YDS | TK   | S |     |       | A | FF | FR     | S     |
| 09/12        | at Bills    | P     | 1                         | 0  | 1  | 0.0 | 0.0  | 0   | 0   | 0             | 0  | 0   | 0  | 0       | 0  | 0  | 0  | 0  | 0   | 0    | 0 | 0   | 0     | 0 | W  | 23-16  |       |
| 09/19        | Raiders     | S     | 1                         | 1  | 0  | 0.0 | 0.0  | 0   | 0   | 0             | 0  | 0   | 0  | 1       | 0  | 0  | 0  | 0  | 0   | 0    | 0 | 0   | 0     | 0 | L  | 17-26  |       |
| 09/26        | Bengals     | S     | 4                         | 2  | 2  | 0.0 | 0.0  | 0   | 0   | 0             | 0  | 0   | 0  | 0       | 0  | 0  | 0  | 0  | 0   | 0    | 0 | 0   | 0     | 0 | L  | 10-24  |       |
| 10/03        | at Packers  | S     | 4                         | 3  | 1  | 0.0 | 0.0  | 0   | 0   | 0             | 0  | 0   | 0  | 0       | 1  | 0  | 0  | 0  | 0   | 0    | 0 | 0   | 0     | 0 | L  | 17-27  |       |
| 10/10        | Broncos     | S     | 1                         | 1  | 0  | 0.0 | 0.0  | 0   | 0   | 0             | 0  | 0   | 0  | 0       | 0  | 0  | 0  | 0  | 0   | 0    | 0 | 0   | 0     | 0 | W  | 27-19  |       |
| 10/17        | Seahawks    | S     | 5                         | 2  | 3  | 0.5 | 7.5  | 0   | 0   | 1             | 0  | 0   | 0  | 1       | 0  | 0  | 0  | 0  | 0   | 0    | 0 | 0   | 0     | 0 | W  | 23-20+ |       |
| 10/31        | at Browns   | S     | 4                         | 2  | 2  | 1.0 | 5.0  | 1   | 5   | 1             | 0  | 0   | 0  | 0       | 0  | 0  | 0  | 0  | 0   | 0    | 0 | 0   | 0     | 0 | W  | 15-10  |       |
| 11/08        | Bears       | S     | 1                         | 0  | 1  | 0.0 | 0.0  | 0   | 0   | 0             | 0  | 0   | 0  | 0       | 0  | 0  | 0  | 0  | 0   | 0    | 0 | 0   | 0     | 0 | W  | 29-27  |       |
| 11/14        | Lions       | S     | 3                         | 2  | 1  | 0.0 | 0.0  | 0   | 0   | 0             | 0  | 0   | 0  | 0       | 0  | 0  | 0  | 0  | 0   | 0    | 0 | 0   | 0     | 0 | T  | 16-16  |       |
| 11/21        | at Chargers | S     | 4                         | 3  | 1  | 0.0 | 0.0  | 0   | 0   | 0             | 0  | 0   | 0  | 0       | 0  | 0  | 0  | 0  | 0   | 0    | 0 | 0   | 0     | 0 | L  | 37-41  |       |
| 11/28        | at Bengals  | S     | 4                         | 2  | 2  | 1.0 | 12.0 | 1   | 12  | 1             | 0  | 0   | 0  | 0       | 0  | 0  | 0  | 0  | 0   | 0    | 0 | 0   | 0     | 0 | L  | 10-41  |       |
| 12/05        | Ravens      | S     | 5                         | 3  | 2  | 2.5 | 19.0 | 2   | 18  | 3             | 0  | 0   | 0  | 0       | 0  | 0  | 0  | 0  | 0   | 0    | 0 | 0   | 0     | 0 | W  | 20-19  |       |
| 12/09        | at Vikings  | S     | 2                         | 1  | 1  | 0.0 | 0.0  | 0   | 0   | 2             | 0  | 0   | 0  | 0       | 0  | 0  | 0  | 0  | 0   | 0    | 0 | 0   | 0     | 0 | L  | 28-36  |       |
| 12/19        | Titans      | S     | 5                         | 4  | 1  | 1.0 | 8.0  | 1   | 8   | 1             | 0  | 0   | 0  | 0       | 0  | 0  | 0  | 0  | 0   | 0    | 0 | 0   | 0     | 0 | W  | 19-13  |       |
| 12/26        | at Chiefs   |       | DID NOT PLAY (NON-INJURY) |    |    |     |      |     |     |               |    |     |    |         |    |    |    |    |     |      |   |     |       |   |    | L      | 10-36 |
| 01/03        | Browns      |       | RESERVE/COVID-19          |    |    |     |      |     |     |               |    |     |    |         |    |    |    |    |     |      |   |     |       |   |    | W      | 26-14 |
| 01/09        | at Ravens   | S     | 7                         | 3  | 4  | 1.0 | 4.0  | 1   | 4   | 1             | 0  | 0   | 0  | 0       | 1  | 0  | 0  | 0  | 0   | 0    | 0 | 0   | 0     | 0 | W  | 16-13+ |       |
| 2021 TOTALS  |             | 15-14 | 51                        | 29 | 22 | 7.0 | 55.5 | 6   | 47  | 10            | 0  | 0   | 0  | 0       | 3  | 1  | 0  | 0  | 0   | 0    | 0 | 0   | 0     | 0 | 0  | 9-7-1  |       |
| + = Overtime |             |       |                           |    |    |     |      |     |     |               |    |     |    |         |    |    |    |    |     |      |   |     |       |   |    |        |       |

+ - Overtime



2021 GAME-BY-GAME POSTSEASON STATISTICS (STEELERS)

|             |           |     | TACKLES |   |   |     |     |     |     |     | INTERCEPTIONS |     |    |    |    | O. FUMB |    |    | ST  |    |   | MISC |    |    |   |   |     |       |
|-------------|-----------|-----|---------|---|---|-----|-----|-----|-----|-----|---------------|-----|----|----|----|---------|----|----|-----|----|---|------|----|----|---|---|-----|-------|
| DATE        | OPPONENT  | P/S | TK      | S | A | SK  | YDS | TFL | YDS | QBH | NO            | YDS | LG | TD | PD | FF      | FR | TD | YDS | TK | S | A    | FF | FR | S | A | W/L | SCORE |
| 01/16       | at Chiefs | S   | 2       | 2 | 0 | 0.0 | 0.0 | 1   | 1   | 1   | 0             | 0   | 0  | 0  | 0  | 0       | 0  | 0  | 0   | 0  | 0 | 0    | 0  | 0  | 0 | 0 | L   | 21-42 |
| 2021 TOTALS |           |     | 1-1     | 2 | 2 | 0   | 0.0 | 0.0 | 1   | 1   | 1             | 0   | 0  | 0  | 0  | 0       | 0  | 0  | 0   | 0  | 0 | 0    | 0  | 0  | 0 | 0 | 0-1 |       |

2020 GAME-BY-GAME POSTSEASON STATISTICS (STEELERS)

|             |          |     | TACKLES |   |   |     |     |     |     |     | INTERCEPTIONS |     |    |    |    | O. FUMB |    |    | ST  |    |   | MISC |    |    |   |   |     |       |
|-------------|----------|-----|---------|---|---|-----|-----|-----|-----|-----|---------------|-----|----|----|----|---------|----|----|-----|----|---|------|----|----|---|---|-----|-------|
| DATE        | OPPONENT | P/S | TK      | S | A | SK  | YDS | TFL | YDS | QBH | NO            | YDS | LG | TD | PD | FF      | FR | TD | YDS | TK | S | A    | FF | FR | S | A | W/L | SCORE |
| 01/10       | Browns   | P   | 0       | 0 | 0 | 0.0 | 0.0 | 0   | 0   | 0   | 0             | 0   | 0  | 0  | 0  | 0       | 0  | 0  | 0   | 0  | 0 | 0    | 0  | 0  | 0 | 0 | L   | 37-48 |
| 2020 TOTALS |          | 1-0 | 0       | 0 | 0 | 0.0 | 0.0 | 0   | 0   | 0   | 0             | 0   | 0  | 0  | 0  | 0       | 0  | 0  | 0   | 0  | 0 | 0    | 0  | 0  | 0 | 0 | 0-1 |       |

2019 GAME-BY-GAME POSTSEASON STATISTICS (RAVENS)

|             |          |     | TACKLES |   |   |     |     |     |     |     | INTERCEPTIONS |     |    |    | O. FUMB |    |    |    | ST  |    |   |   | MISC |    |   |   |     |       |
|-------------|----------|-----|---------|---|---|-----|-----|-----|-----|-----|---------------|-----|----|----|---------|----|----|----|-----|----|---|---|------|----|---|---|-----|-------|
| DATE        | OPPONENT | P/S | TK      | S | A | SK  | YDS | TFL | YDS | QBH | NO            | YDS | LG | TD | PD      | FF | FR | TD | YDS | TK | S | A | FF   | FR | S | A | W/L | SCORE |
| 01/11       | Titans   | S   | 3       | 2 | 1 | 0.0 | 0.0 | 0   | 0   | 0   | 0             | 0   | 0  | 0  | 0       | 0  | 0  | 0  | 0   | 0  | 0 | 0 | 0    | 0  | 0 | 0 | L   | 12-28 |
| 2019 TOTALS |          |     | 1-1     | 3 | 2 | 1   | 0.0 | 0.0 | 0   | 0   | 0             | 0   | 0  | 0  | 0       | 0  | 0  | 0  | 0   | 0  | 0 | 0 | 0    | 0  | 0 | 0 | 0-1 |       |

2018 GAME-BY-GAME POSTSEASON STATISTICS (RAVENS)

|             |          |     | TACKLES |   |   |     |     |     |     |     | INTERCEPTIONS |     |    |    | O. FUMB |    |    |    | ST  |    |   |   | MISC |    |   |   |     |       |  |
|-------------|----------|-----|---------|---|---|-----|-----|-----|-----|-----|---------------|-----|----|----|---------|----|----|----|-----|----|---|---|------|----|---|---|-----|-------|--|
| DATE        | OPPONENT | P/S | TK      | S | A | SK  | YDS | TFL | YDS | QBH | NO            | YDS | LG | TD | PD      | FF | FR | TD | YDS | TK | S | A | FF   | FR | S | A | W/L | SCORE |  |
| 01/06       | Chargers | P   | 2       | 2 | 0 | 0.0 | 0.0 | 0   | 0   | 0   | 0             | 0   | 0  | 0  | 0       | 0  | 0  | 0  | 0   | 0  | 0 | 0 | 0    | 0  | 0 | 0 | L   | 17-23 |  |
| 2018 TOTALS |          |     | 1       | 2 | 2 | 0   | 0.0 | 0.0 | 0   | 0   | 0             | 0   | 0  | 0  | 0       | 0  | 0  | 0  | 0   | 0  | 0 | 0 | 0    | 0  | 0 | 0 | 0   | 0-1   |  |



# 2021 Final Regular-Season Postseason Statistics

- ✦ **Statistics (Offense/Def./Spec. Teams)**
- ✦ **Starting Lineups, Player Participation**
- ✦ **Individual Single-Game Highs**
- ✦ **Big Games/Plays**
- ✦ **Big Plays (GBG)**
- ✦ **Opponent Big Plays (GBG)**
- ✦ **Big Returns/Opp. Big Returns**
- ✦ **Drive Charts**
- ✦ **Red-Zone Efficiency**
- ✦ **Yards Gained By Down**
- ✦ **Third/Fourth Down Efficiency**
- ✦ **Game by Game Defensive Stats**
- ✦ **Team Rankings**
- ✦ **Week-By-Week NFL Rankings**
- ✦ **Game-By-Game Offense/Defense**
- ✦ **Turnover Chart**
- ✦ **Individual Stats (GBG)**



| WON 9, LOST 7, TIED 1 |   |            |                  | MIKE TOMLIN (17 GAMES) |  |  |  |
|-----------------------|---|------------|------------------|------------------------|--|--|--|
| 09/12                 | W | 23-16      | at Buffalo       | 69,787                 |  |  |  |
| 09/19                 | L | 17-26      | Las Vegas        | 63,707                 |  |  |  |
| 09/26                 | L | 10-24      | Cincinnati       | 58,076                 |  |  |  |
| 10/03                 | L | 17-27      | at Green Bay     | 78,281                 |  |  |  |
| 10/10                 | W | 27-19      | Denver           | 59,841                 |  |  |  |
| 10/17                 | W | 23-20 (OT) | Seattle          | 60,821                 |  |  |  |
| 10/31                 | W | 15-10      | at Cleveland     | 67,431                 |  |  |  |
| 11/08                 | W | 29-27      | Chicago          | 60,788                 |  |  |  |
| 11/14                 | T | 16-16 (OT) | Detroit          | 58,716                 |  |  |  |
| 11/21                 | L | 37-41      | at L.A. Chargers | 70,240                 |  |  |  |
| 11/28                 | L | 10-41      | at Cincinnati    | 63,238                 |  |  |  |
| 12/05                 | W | 20-19      | Baltimore        | 59,303                 |  |  |  |
| 12/09                 | L | 28-36      | at Minnesota     | 66,718                 |  |  |  |
| 12/19                 | W | 19-13      | Tennessee        | 59,521                 |  |  |  |
| 12/26                 | L | 10-36      | at Kansas City   | 73,371                 |  |  |  |
| 01/03                 | L | 26-14      | Cleveland        | 63,624                 |  |  |  |
| 01/09                 | W | 16-13 (OT) | at Baltimore     | 70,453                 |  |  |  |

| 2021 TEAM STATISTICS      |         |          |  |
|---------------------------|---------|----------|--|
|                           | PIT     | OPP      |  |
| FIRST DOWNS               | 323     | 354      |  |
| Rushing                   | 85      | 144      |  |
| Passing                   | 204     | 186      |  |
| Penalty                   | 34      | 24       |  |
| Third Down-Made/Att       | 93/239  | 86/232   |  |
| Third Down Efficiency     | 38.9%   | 37.1%    |  |
| Fourth Down-Made/Att      | 10/21   | 13/24    |  |
| Fourth Down Efficiency    | 47.6%   | 54.2%    |  |
| TOTAL NET YARDS           | 5,361   | 6,139    |  |
| Avg. Per Game             | 315.4   | 361.1    |  |
| Total Plays               | 1,113   | 1,116    |  |
| Avg. Per Play             | 4.8     | 5.5      |  |
| NET YARDS RUSHING         | 1,583   | 2,483    |  |
| Avg. Per Game             | 93.1    | 146.1    |  |
| Total Rushes              | 411     | 498      |  |
| Avg. Per Rush             | 3.9     | 5.0      |  |
| NET YARDS PASSING         | 3,778   | 3,656    |  |
| Avg. Per Game             | 222.2   | 215.1    |  |
| Sacked/Yards Lost         | 38/239  | 55/321   |  |
| Gross Yards               | 4,017   | 3,977    |  |
| Attempts/Completions      | 664/425 | 563/355  |  |
| Pct. of Completion        | 64.0%   | 63.1%    |  |
| Had Intercepted           | 11      | 13       |  |
| PUNTS/AVERAGE             | 77/43.5 | 76/45.7  |  |
| Net Punting Average       | 38.4    | 38.2     |  |
| PUNT RETURN/AVG.          | 40/9.3  | 32/9.6   |  |
| KICKOFF RETURN/AVG.       | 38/22.3 | 46/23.9  |  |
| INTERCEPTION RETURN/AVG.  | 13/8.1  | 11/12.1  |  |
| PENALTIES/YARDS           | 106/831 | 123/1017 |  |
| FUMBLES/BALL LOST         | 19/9    | 23/9     |  |
| TOUCHDOWNS                | 34      | 43       |  |
| Rushing                   | 10      | 17       |  |
| Passing                   | 23      | 24       |  |
| Returns                   | 1       | 2        |  |
| EXTRA POINTS/ATTEMPTS     | 27/29   | 38/41    |  |
| TWO POINT CONVERSION/ATT. | 2/5     | 0/2      |  |
| FIELD GOAL/ATTEMPTS       | 36/40   | 34/38    |  |
| AVG. TIME OF POSSESSION   | 29:13   | 30:47    |  |

| * SCORE BY PERIODS |    |     |     |     |       |       |     |   |     |
|--------------------|----|-----|-----|-----|-------|-------|-----|---|-----|
|                    | Q1 | Q2  | Q3  | Q4  | OT    | PTS   |     |   |     |
| TEAM               | 37 | 77  | 54  | 169 | 6     | 343   |     |   |     |
| OPPONENTS          | 66 | 123 | 100 | 109 | 0     | 398   |     |   |     |
| SCORING            |    |     |     |     |       |       |     |   |     |
|                    | TD | RU  | PA  | RT  | K-PAT | FG    | 2PT | S | PTS |
| C. Boswell         | 0  | 0   | 0   | 0   | 27/29 | 36/40 | 0   | 0 | 135 |
| N. Harris          | 10 | 7   | 3   | 0   | 0/0   | 0/0   | 0   | 0 | 60  |
| D. Johnson         | 8  | 0   | 8   | 0   | 0/0   | 0/0   | 1   | 0 | 50  |
| P. Friermuth       | 7  | 0   | 7   | 0   | 0/0   | 0/0   | 1   | 0 | 44  |
| C. Claypool        | 2  | 0   | 2   | 0   | 0/0   | 0/0   | 0   | 0 | 12  |
| E. Ebron           | 2  | 1   | 1   | 0   | 0/0   | 0/0   | 0   | 0 | 12  |
| J. Washington      | 2  | 0   | 2   | 0   | 0/0   | 0/0   | 0   | 0 | 12  |
| U. Gilbert III     | 1  | 0   | 0   | 1   | 0/0   | 0/0   | 0   | 0 | 6   |
| B. Roethlisberger  | 1  | 1   | 0   | 0   | 0/0   | 0/0   | 0   | 0 | 6   |
| J. Smith-Schuster  | 1  | 1   | 0   | 0   | 0/0   | 0/0   | 0   | 0 | 6   |
| TEAM               | 34 | 10  | 23  | 1   | 27/29 | 36/40 | 2   | 0 | 343 |
| OPPONENTS          | 43 | 17  | 24  | 2   | 38/41 | 34/38 | 0   | 0 | 398 |

|                   | NO. | YDS   | AVG  | LONG | TD |
|-------------------|-----|-------|------|------|----|
| N. Harris         | 307 | 1,200 | 3.9  | 37   | 7  |
| B. Snell Jr.      | 36  | 98    | 2.7  | 9    | 0  |
| C. Claypool       | 14  | 96    | 6.9  | 25   | 0  |
| D. Johnson        | 5   | 53    | 10.6 | 25   | 0  |
| M. Rudolph        | 5   | 53    | 10.6 | 26   | 0  |
| K. Ballage        | 12  | 36    | 3.0  | 13   | 0  |
| R. McCloud        | 2   | 15    | 7.5  | 10   | 0  |
| J. Washington     | 2   | 13    | 6.5  | 12   | 0  |
| J. Smith-Schuster | 3   | 9     | 3.0  | 3    | 1  |
| B. Roethlisberger | 20  | 5     | 0.3  | 8    | 1  |
| A. McFarland Jr.  | 3   | 3     | 1.0  | 3    | 0  |
| D. Watt           | 1   | 1     | 1.0  | 1    | 0  |
| E. Ebron          | 1   | 1     | 1.0  | 1    | 1  |
| TEAM              | 411 | 1,583 | 3.9  | 37   | 10 |
| OPPONENTS         | 498 | 2,483 | 5.0  | 49   | 17 |

|                   | YAR | NO. | YDS   | AVG  | LONG | TD |
|-------------------|-----|-----|-------|------|------|----|
| D. Johnson        | 169 | 107 | 1,161 | 10.9 | 50   | 8  |
| C. Claypool       | 105 | 59  | 860   | 14.6 | 59   | 2  |
| N. Harris         | 94  | 74  | 467   | 6.3  | 25   | 3  |
| P. Friermuth      | 79  | 60  | 497   | 8.3  | 24   | 7  |
| R. McCloud        | 66  | 39  | 277   | 7.1  | 24   | 0  |
| J. Washington     | 44  | 24  | 285   | 11.9 | 42   | 2  |
| J. Smith-Schuster | 28  | 15  | 129   | 8.6  | 24   | 0  |
| Z. Gentry         | 25  | 19  | 167   | 8.8  | 25   | 0  |
| E. Ebron          | 18  | 12  | 84    | 7.0  | 19   | 1  |
| K. Ballage        | 7   | 2   | 8     | 4.0  | 6    | 0  |
| C. White          | 6   | 5   | 33    | 6.6  | 11   | 0  |
| B. Snell Jr.      | 4   | 2   | 13    | 6.5  | 7    | 0  |
| D. Watt           | 3   | 3   | 15    | 5.0  | 7    | 0  |
| K. Rader          | 3   | 2   | 8     | 4.0  | 7    | 0  |
| A. McFarland Jr.  | 1   | 1   | 11    | 11.0 | 11   | 0  |
| A. Miller         | 1   | 1   | 2     | 2.0  | 2    | 0  |
| TEAM              | 653 | 425 | 4,017 | 9.5  | 59   | 23 |
| OPPONENTS         | 550 | 355 | 3,977 | 11.2 | 62   | 24 |

|                | NO. | YDS | AVG  | LONG | TD |
|----------------|-----|-----|------|------|----|
| A. Witherspoon | 3   | 45  | 15.0 | 41   | 0  |
| M. Fitzpatrick | 2   | 18  | 9.0  | 18   | 0  |
| T. Edmunds     | 2   | 15  | 7.5  | 15   | 0  |
| C. Sutton      | 2   | 4   | 2.0  | 4    | 0  |
| J. Schobert    | 1   | 23  | 23.0 | 23   | 0  |
| C. Heyward     | 1   | 0   | 0.0  | 0    | 0  |
| T. Norwood     | 1   | 0   | 0.0  | 0    | 0  |
| J. Pierre      | 1   | 0   | 0.0  | 0    | 0  |
| TEAM           | 13  | 105 | 8.1  | 41   | 0  |
| OPPONENTS      | 12  | 133 | 11.1 | 50   | 1  |

|                   | FUM | LET | FF | REC | TD |
|-------------------|-----|-----|----|-----|----|
| B. Roethlisberger | 11  | 5   | 0  | 5   | 0  |
| D. Johnson        | 2   | 2   | 0  | 0   | 0  |
| P. Friermuth      | 1   | 1   | 0  | 0   | 0  |
| R. McCloud        | 4   | 1   | 0  | 0   | 0  |
| K. Green          | 1   | 0   | 0  | 0   | 0  |
| J. Layne          | 0   | 0   | 0  | 1   | 0  |
| N. Harris         | 0   | 0   | 0  | 1   | 0  |
| C. Okorofor       | 0   | 0   | 0  | 1   | 0  |
| TEAM              | 19  | 9   | 0  | 10  | 0  |
| OPPONENTS         | 23  | 9   | 0  | 7   | 0  |

|               | NO. | YDS   | AVG  | NET  | TB | IN | LG | B |
|---------------|-----|-------|------|------|----|----|----|---|
| P. Harvin III | 70  | 2,952 | 42.6 | 38.0 | 3  | 25 | 64 | 0 |
| C. Waitman    | 7   | 365   | 52.1 | 42.6 | 1  | 1  | 63 | 0 |
| TEAM          | 77  | 3,347 | 43.5 | 38.4 | 4  | 26 | 64 | 0 |
| OPPONENTS     | 76  | 3,473 | 45.7 | 38.5 | 7  | 25 | 65 | 1 |

|            | RET | FC | YDS | AVG | LONG | TD |
|------------|-----|----|-----|-----|------|----|
| R. McCloud | 38  | 12 | 367 | 9.7 | 23   | 0  |
| C. Sutton  | 2   | 0  | 9   | 1.5 | 3    | 0  |
| TEAM       | 40  | 12 | 370 | 9.3 | 23   | 0  |
| OPPONENTS  | 32  | 19 | 308 | 9.6 | 55   | 0  |

|                  | NO. | YDS   | AVG  | LONG | TD |
|------------------|-----|-------|------|------|----|
| R. McCloud       | 35  | 775   | 22.2 | 40   | 0  |
| A. McFarland Jr. | 3   | 73    | 24.3 | 25   | 0  |
| TEAM             | 38  | 849   | 22.3 | 40   | 0  |
| OPPONENTS        | 46  | 1,100 | 23.9 | 75   | 0  |

|            | 1-19 | 20-29 | 30-39 | 40-49 | 50+ |
|------------|------|-------|-------|-------|-----|
| C. Boswell | 0/0  | 9/9   | 8/9   | 11/13 | 8/9 |
| TEAM       | 0/0  | 9/9   | 8/9   | 11/13 | 8/9 |
| OPPONENTS  | 0/0  | 10/10 | 12/13 | 11/12 | 1/3 |

C. Boswell (24G, 20G, 45G) (56G) (42WL 24G) (52G) (48G, 43G) (27G, 52G, 37G) (31G) (54G, 52G, 40G) (20G, 22G, 51G) (36G, 36G, 45G) (40G) (33G, 43G) (49G) (36G, 56SH, 28G, 46G, 48G) (36WL, 34G) (22G, 30G, 50G, 48G) (28G, 40G, 36G)  
OPP: (37G, 25G, 42G) (46G, 33G, 41G, 45G) (43G) (26G, 29G) (39G, 29G) (40G, 43G) (30G) (30G, 22G, 65SH) (20G, 48SH) (30G, 41G) (31G, 51G) (35G, 28G) (53WL, 38G, 42G, 25G) (26G, 32G) (44G, 39WL, 34G, 30G) (24G, 46G)

2-Pt Conv: D. Johnson 1, P. Friermuth 1, TM 2-5, OPP 0-2

SACKS: T. Watt 22.5, C. Heyward 10.0, C. Wormley 7.0, A. Highsmith 6.0, D. Tuszka 2.0, H. Mondeau 2.0, D. Bush 2.0, J. Loundermilk 1.0, T. Edmunds 1.0, M. Ingram III 1.0, T. Charlton 0.5, TM 55.0, OPP 37.0  
FUM/LOST: B. Roethlisberger 11/5, R. McCloud 4/1, D. Johnson 2/2, P. Friermuth 1/1, K. Green 1/0, TM 19/9, OPP 23/9

|                   | PASSING | ATT | CMP   | YDS  | CMP% | YDS/ATT | TD  | INT | INT% | LONG | SACK | LOST | RATING |
|-------------------|---------|-----|-------|------|------|---------|-----|-----|------|------|------|------|--------|
| B. Roethlisberger | 605     | 390 | 3740  | 64.5 | 6.2  | 22      | 3.6 | 10  | 1.7  | 59   | 38.0 | 239  | 86.8   |
| M. Rudolph        | 58      | 35  | 277   | 60.3 | 4.8  | 1       | 1.7 | 1   | 1.7  | 36   | 0.0  | 0    | 70.8   |
| C. Boswell        | 1       | 0   | 0     | 0.0  | 0.0  | 0       | 0.0 | 0   | 0.0  | 0    | 0.0  | 0    | 39.6   |
| TEAM              | 664     | 425 | 4,017 | 64.0 | 6.0  | 23      | 3.5 | 11  | 1.7  | 59   | 38   | 239  | 85.3   |
| OPPONENTS         | 563     | 355 | 3,977 | 63.1 | 7.1  | 24      | 4.3 | 13  | 2.3  | 62   | 55   | 321  | 88.7   |

| WON 0, LOST 1             |    |                      | MIKE TOMLIN (1 GAME) |        |       |     |   |    |
|---------------------------|----|----------------------|----------------------|--------|-------|-----|---|----|
| 01/16                     | L  | 21-42 at Kansas City | 73,253               |        |       |     |   |    |
| 2021 TEAM STATISTICS      |    |                      |                      |        |       |     |   |    |
|                           |    |                      | PIT                  | OPP.   |       |     |   |    |
| FIRST DOWNS               |    |                      | 19                   | 26     |       |     |   |    |
| Rushing                   |    |                      | 3                    | 6      |       |     |   |    |
| Passing                   |    |                      | 15                   | 19     |       |     |   |    |
| Penalty                   |    |                      | 1                    | 1      |       |     |   |    |
| Third Down-Made/Att       |    |                      | 7/16                 | 8/12   |       |     |   |    |
| Third Down Efficiency     |    |                      | 43.8%                | 66.7%  |       |     |   |    |
| Fourth Down-Made/Att      |    |                      | 2/2                  | 0/0    |       |     |   |    |
| Fourth Down Efficiency    |    |                      | 100.0%               | 0.0%   |       |     |   |    |
| TOTAL NET YARDS           |    |                      | 257                  | 478    |       |     |   |    |
| Avg. Per Game             |    |                      | 257.0                | 478.0  |       |     |   |    |
| Total Plays               |    |                      | 66                   | 65     |       |     |   |    |
| Avg. Per Play             |    |                      | 3.9                  | 7.4    |       |     |   |    |
| NET YARDS RUSHING         |    |                      | 56                   | 106    |       |     |   |    |
| Avg. Per Game             |    |                      | 56.0                 | 106.0  |       |     |   |    |
| Total Rushes              |    |                      | 20                   | 22     |       |     |   |    |
| Avg. Per Rush             |    |                      | 2.8                  | 4.8    |       |     |   |    |
| NET YARDS PASSING         |    |                      | 201                  | 372    |       |     |   |    |
| Avg. Per Game             |    |                      | 201.0                | 372.0  |       |     |   |    |
| Sacked/Yards Lost         |    |                      | 2/14                 | 3/34   |       |     |   |    |
| Gross Yards               |    |                      | 215                  | 406    |       |     |   |    |
| Attempts/Completions      |    |                      | 44/29                | 40/31  |       |     |   |    |
| Pct. of Completion        |    |                      | 65.9%                | 77.5%  |       |     |   |    |
| Had Intercepted           |    |                      | 0                    | 1      |       |     |   |    |
| PUNTS/AVERAGE             |    |                      | 7/49.7               | 4/34.5 |       |     |   |    |
| Net Punting Average       |    |                      | 40.9                 | 31.3   |       |     |   |    |
| PUNT RETURN/AVG.          |    |                      | 2/6.5                | 4/15.5 |       |     |   |    |
| KICKOFF RETURN/AVG.       |    |                      | 3/22.0               | 2/25.0 |       |     |   |    |
| INTERCEPTION RETURN/AVG.  |    |                      | 1/10.0               | 0/0.0  |       |     |   |    |
| PENALTIES/YARDS           |    |                      | 4/45                 | 3/25   |       |     |   |    |
| FUMBLES/BALL LOST         |    |                      | 2/1                  | 2/1    |       |     |   |    |
| TOUCHDOWNS                |    |                      | 3                    | 6      |       |     |   |    |
| Rushing                   |    |                      | 0                    | 0      |       |     |   |    |
| Passing                   |    |                      | 2                    | 6      |       |     |   |    |
| Returns                   |    |                      | 1                    | 0      |       |     |   |    |
| EXTRA POINTS/ATTEMPTS     |    |                      | 3/3                  | 6/6    |       |     |   |    |
| TWO POINT CONVERSION/ATT. |    |                      | 0/0                  | 0/0    |       |     |   |    |
| FIELD GOALS/ATTEMPTS      |    |                      | 0/0                  | 0/0    |       |     |   |    |
| AVG. TIME OF POSSESSION   |    |                      | 30:00                | 30:00  |       |     |   |    |
| SCORE BY PERIODS          |    |                      |                      |        |       |     |   |    |
|                           | Q1 | Q2                   | Q3                   | Q4     | OT    |     |   |    |
| TEAM                      | 0  | 7                    | 7                    | 7      | 0     |     |   |    |
| OPPONENTS                 | 0  | 21                   | 14                   | 7      | 0     |     |   |    |
| SCORING                   |    |                      |                      |        |       |     |   |    |
|                           | TD | RU                   | PA                   | RT     | K-PAT |     |   |    |
|                           |    |                      |                      |        | FG    |     |   |    |
|                           |    |                      |                      |        | 2PT   |     |   |    |
|                           |    |                      |                      |        | S     |     |   |    |
|                           |    |                      |                      |        | PTS   |     |   |    |
| D. Johnson                | 1  | 0                    | 1                    | 0      | 0/0   | 0   | 6 |    |
| J. Washington             | 1  | 0                    | 1                    | 0      | 0/0   | 0   | 0 | 6  |
| T. Watt                   | 1  | 0                    | 0                    | 1      | 0/0   | 0   | 0 | 6  |
| C. Boswell                | 0  | 0                    | 0                    | 0      | 3/3   | 0/0 | 0 | 3  |
| TEAM                      | 3  | 0                    | 2                    | 1      | 3/3   | 0/0 | 0 | 21 |
| OPPONENTS                 | 6  | 0                    | 6                    | 0      | 6/6   | 0/0 | 0 | 42 |

SACKS: A. Highsmith 1.0, M. Adams Sr. 1.0, T. Watt 1.0, TM 3.0, OPP 2.0 FUM/LOST: N. Harris 1/1, B. Roethlisberger 1/0, TM 2/1, OPP 2/1

| PASSING           |  | ATT | CMP | YDS | CMP% | YDS/ATT | TD | TD%  | INT | INT% | LONG | SACK | LOST | RATING |
|-------------------|--|-----|-----|-----|------|---------|----|------|-----|------|------|------|------|--------|
| B. Roethlisberger |  | 44  | 29  | 215 | 65.9 | 4.9     | 2  | 4.5  | 0   | 0.0  | 22   | 2.0  | 14   | 92.5   |
| TEAM              |  | 44  | 29  | 215 | 65.9 | 4.9     | 2  | 4.5  | 0   | 0.0  | 22   | 2    | 14   | 92.5   |
| OPPONENTS         |  | 40  | 31  | 406 | 77.5 | 10.2    | 6  | 15.0 | 1   | 2.5  | 48t  | 3    | 34   | 138.1  |

| RUSHING           |  | NO.  | YDS   | AVG   | LONG  | TD   |
|-------------------|--|------|-------|-------|-------|------|
| N. Harris         |  | 12   | 29    | 2.4   | 8     | 0    |
| B. Snell Jr.      |  | 2    | 15    | 7.5   | 8     | 0    |
| K. Ballage        |  | 4    | 13    | 3.3   | 5     | 0    |
| B. Roethlisberger |  | 2    | -1    | -0.5  | 0     | 0    |
| TEAM              |  | 20   | 56    | 2.8   | 8     | 0    |
| OPPONENTS         |  | 22   | 106   | 4.8   | 23    | 0    |
| RECEIVING         |  | TAR  | NO.   | YDS   | AVG   | LONG |
| D. Johnson        |  | 10   | 5     | 34    | 6.8   | 13t  |
| J. Smith-Schuster |  | 8    | 5     | 26    | 5.2   | 7    |
| C. Claypool       |  | 7    | 3     | 25    | 8.3   | 16   |
| P. Friermuth      |  | 5    | 4     | 25    | 6.3   | 9    |
| Z. Gentry         |  | 4    | 4     | 33    | 8.3   | 11   |
| J. Washington     |  | 3    | 2     | 37    | 18.5  | 22   |
| R. McCloud        |  | 2    | 2     | 20    | 10.0  | 12   |
| B. Snell Jr.      |  | 2    | 2     | 16    | 8.0   | 11   |
| N. Harris         |  | 2    | 2     | -1    | -0.5  | 0    |
| D. Watt           |  | 1    | 0     | 0     | 0.0   | 0    |
| TEAM              |  | 44   | 29    | 215   | 7.4   | 22   |
| OPPONENTS         |  | 38   | 31    | 406   | 13.1  | 48t  |
| INTERCEPTIONS     |  | NO.  | YDS   | AVG   | LONG  | TD   |
| D. Bush           |  | 1    | 10    | 10.0  | 10    | 0    |
| TEAM              |  | 1    | 10    | 10.0  | 10    | 0    |
| FUMBLES           |  | FUM  | LST   | FF    | REC   | TD   |
| N. Harris         |  | 1    | 1     | 0     | 0     | 0    |
| B. Roethlisberger |  | 1    | 0     | 0     | 0     | 0    |
| B. Snell Jr.      |  | 0    | 0     | 0     | 0     | 0    |
| TEAM              |  | 2    | 1     | 0     | 1     | 0    |
| OPPONENTS         |  | 2    | 1     | 0     | 1     | 0    |
| PUNTING           |  | NO.  | YDS   | AVG   | NET   | TB   |
| P. Harvin III     |  | 7    | 348   | 49.7  | 40.9  | 0    |
| TEAM              |  | 7    | 348   | 49.7  | 40.9  | 0    |
| OPPONENTS         |  | 4    | 138   | 34.5  | 31.3  | 0    |
| PUNT RETURNS      |  | RET  | FC    | YDS   | AVG   | LONG |
| R. McCloud        |  | 2    | 2     | 13    | 6.5   | 8    |
| TEAM              |  | 2    | 2     | 13    | 6.5   | 8    |
| OPPONENTS         |  | 4    | 1     | 62    | 15.5  | 48   |
| KICKOFF RETURNS   |  | NO.  | YDS   | AVG   | LONG  | TD   |
| R. McCloud        |  | 3    | 66    | 22.0  | 29    | 0    |
| TEAM              |  | 3    | 66    | 22.0  | 29    | 0    |
| OPPONENTS         |  | 2    | 50    | 25.0  | 27    | 0    |
| FIELD GOALS       |  | 1-19 | 20-29 | 30-39 | 40-49 | 50+  |
| C. Boswell        |  | 0/0  | 0/0   | 0/0   | 0/0   | 0/0  |
| TEAM              |  | 0/0  | 0/0   | 0/0   | 0/0   | 0/0  |

C. Boswell: (t)  
OPP: (t)  
2-Pt Conv: TM 0-0, OPP 0-0

| 2021 REGULAR SEASON PITTSBURGH STEELERS DEFENSIVE STATS<br>(THROUGH WEEK 18) |                |      |      |       |     |            |     |    |    |           |    |
|--|----------------|------|------|-------|-----|------------|-----|----|----|-----------|----|
| POS.   | PLAYER         | TKL. | AST. | TOTAL | TFL | SACKS/YDS. | PR  | FR | FF | INT./YDS. | PD |
| S  | M. Fitzpatrick | 84   | 40   | 124   | 1   | 0.0/0.0    | 0   | 1  | 1  | 2/18      | 7  |
| LB   | J. Schobert    | 70   | 42   | 112   | 2   | 0.0/0.0    | 1   | 0  | 1  | 1/23      | 6  |
| S  | T. Edmunds     | 63   | 26   | 89    | 8   | 1.0/13.0   | 1   | 0  | 0  | 2/15      | 6  |
| DT   | C. Heyward     | 53   | 36   | 89    | 15  | 10.0/55.5  | 17  | 1  | 1  | 1/0       | 9  |
| LB   | A. Highsmith   | 46   | 28   | 74    | 15  | 6.0/35.5   | 15  | 0  | 1  | 0/0       | 0  |
| LB   | D. Bush        | 41   | 29   | 70    | 2   | 2.0/18.0   | 4   | 1  | 1  | 0/0       | 4  |
| LB   | T. Watt        | 48   | 16   | 64    | 21  | 22.5/111.5 | 39  | 3  | 5  | 0/0       | 7  |
| CB   | C. Sutton      | 44   | 8    | 52    | 4   | 0.0/0.0    | 0   | 0  | 1  | 2/4       | 6  |
| DL   | C. Wormley     | 29   | 22   | 51    | 6   | 7.0/55.5   | 10  | 0  | 1  | 0/0       | 3  |
| CB   | A. Maulet      | 37   | 9    | 46    | 5   | 0.0/0.0    | 2   | 0  | 1  | 0/0       | 1  |
| LB   | R. Spillane    | 23   | 22   | 45    | 2   | 0.0/0.0    | 0   | 0  | 0  | 0/0       | 0  |
| CB   | J. Haden       | 26   | 12   | 38    | 0   | 0.0/0.0    | 0   | 1  | 1  | 0/0       | 6  |
| CB   | J. Pierre      | 34   | 3    | 37    | 0   | 0.0/0.0    | 0   | 0  | 1  | 1/0       | 4  |
| DB   | T. Norwood     | 30   | 5    | 35    | 2   | 0.0/0.0    | 0   | 0  | 0  | 1/0       | 4  |
| DE   | I. Loudermilk  | 16   | 7    | 23    | 0   | 1.0/0.0    | 0   | 0  | 0  | 0/0       | 3  |
| DE   | T. Charlton    | 7    | 11   | 18    | 0   | 0.5/2.0    | 2   | 0  | 0  | 0/0       | 1  |
| DE   | I. Buggs       | 5    | 12   | 17    | 2   | 0.0/0.0    | 0   | 0  | 0  | 0/0       | 1  |
| OLB  | D. Tuszka      | 7    | 9    | 16    | 1   | 2.0/13.0   | 2   | 0  | 1  | 0/0       | 0  |
| DE   | H. Mondeaux    | 6    | 10   | 16    | 2   | 2.0/9.0    | 2   | 1  | 0  | 0/0       | 0  |
| CB   | A. Witherspoon | 14   | 1    | 15    | 1   | 0.0/0.0    | 0   | 0  | 0  | 3/45      | 9  |
| LB   | M. Ingram III  | 5    | 5    | 10    | 2   | 1.0/8.0    | 6   | 0  | 0  | 0/0       | 1  |
| DT   | M. Adams Sr.   | 6    | 2    | 8     | 1   | 0.0/0.0    | 3   | 0  | 0  | 0/0       | 1  |
| LB   | M. Allen       | 3    | 4    | 7     | 0   | 0.0/0.0    | 0   | 0  | 0  | 0/0       | 0  |
| S  | M. Killebrew   | 5    | 1    | 6     | 1   | 0.0/0.0    | 0   | 0  | 0  | 0/0       | 0  |
| DT   | C. Davis       | 3    | 2    | 5     | 1   | 0.0/0.0    | 0   | 0  | 0  | 0/0       | 0  |
| DE   | T. Alualu      | 2    | 3    | 5     | 0   | 0.0/0.0    | 1   | 0  | 0  | 0/0       | 0  |
| CB   | J. Layne       | 3    | 1    | 4     | 0   | 0.0/0.0    | 0   | 0  | 0  | 0/0       | 0  |
| ILB  | U. Gilbert III | 2    | 0    | 2     | 0   | 0.0/0.0    | 0   | 0  | 0  | 0/0       | 0  |
| S  | K. Joseph      | 1    | 1    | 2     | 0   | 0.0/0.0    | 0   | 0  | 0  | 0/0       | 1  |
| DL   | D. Archibong   | 0    | 2    | 2     | 0   | 0.0/0.0    | 0   | 0  | 0  | 0/0       | 0  |
| OLB  | J. Jones       | 1    | 0    | 1     | 0   | 0.0/0.0    | 1   | 0  | 0  | 0/0       | 0  |
| STEELERS TOTALS  |                | 714  | 369  | 1,083 | 94  | 55.0/321.0 | 106 | 8  | 16 | 13/105    | 80 |
| OPP. TOTALS  |                | 690  | 389  | 1,079 | 71  | 37.0/236.0 | 74  | 8  | 11 | 11/133    | 82 |

Ast.=Assist, TFL=Tackle for a Loss, PR=Pressures, Int.=Interception, FR=Fumble Recovery, FF=Forced Fumble, PD=Pass Defense

| 2021 STEELERS SPECIAL TEAMS |                      |      |            |
|-----------------------------|----------------------|------|------------|
| POS.                        | PLAYER               | TKL. | AST. COMB. |
| FB                          | Watt, Derek          | 10   | 4 14       |
| ILB                         | Gilbert III, Ulysees | 9    | 4 13       |
| CB                          | Layne, Justin        | 9    | 3 12       |
| LB                          | Spillane, Robert     | 6    | 5 11       |
| CB                          | Pierre, James        | 3    | 7 10       |
| S                           | Killebrew, Miles     | 4    | 3 7        |
| RB                          | Snell Jr., Benny     | 3    | 4 7        |
| LB                          | Allen, Marcus        | 3    | 3 6        |
| WR                          | White, Cody          | 2    | 2 4        |
| DB                          | Norwood, Tre         | 2    | 1 3        |
| TE                          | Rader, Kevin         | 2    | 1 3        |
| LB                          | Johnson, Buddy       | 2    | 0 2        |
| OLB                         | Jones, Jamir         | 2    | 0 2        |
| LS                          | Kuntz, Christian     | 2    | 0 2        |
| OLB                         | Tuszka, Derrek       | 2    | 0 2        |
| P                           | Harvin III, Pressley | 1    | 0 1        |
| CB                          | Maulet, Arthur       | 1    | 0 1        |
| TOTALS                      |                      | 63   | 37 100     |

| DEFENSIVE STATS BY RANK |      |                |     |                  |     |                 |     |               |     |
|-------------------------|------|----------------|-----|------------------|-----|-----------------|-----|---------------|-----|
| SACKS                   |      | INTERCEPTIONS  |     | TACKLES FOR LOSS |     | PASSES DEFENSED |     | PRESSURES     |     |
| PLAYER                  | NO.  | PLAYER         | NO. | PLAYER           | NO. | PLAYER          | NO. | PLAYER        | NO. |
| T. Watt                 | 22.5 | A. Witherspoon | 3   | T. Watt          | 21  | C. Heyward      | 9   | T. Watt       | 39  |
| C. Heyward              | 10.0 | T. Edmunds     | 2   | C. Heyward       | 15  | A. Witherspoon  | 9   | C. Heyward    | 17  |
| C. Wormley              | 7.0  | M. Fitzpatrick | 2   | A. Highsmith     | 15  | M. Fitzpatrick  | 7   | A. Highsmith  | 15  |
| A. Highsmith            | 6.0  | C. Sutton      | 2   | T. Edmunds       | 8   | T. Watt         | 7   | C. Wormley    | 10  |
| D. Bush                 | 2.0  | C. Heyward     | 1   | C. Wormley       | 6   | T. Edmunds      | 6   | M. Ingram III | 6   |
| H. Mondeaux             | 2.0  | T. Norwood     | 1   | A. Maulet        | 5   | J. Haden        | 6   | D. Bush       | 4   |
| D. Tuszka               | 2.0  | J. Pierre      | 1   | C. Sutton        | 4   | J. Schobert     | 6   | M. Adams Sr.  | 3   |
| T. Edmunds              | 1.0  | J. Schobert    | 1   | I. Buggs         | 2   | C. Sutton       | 6   | T. Charlton   | 2   |
| M. Ingram III           | 1.0  |                |     | D. Bush          | 2   | D. Bush         | 4   | A. Maulet     | 2   |
| I. Loudermilk           | 1.0  |                |     | M. Ingram III    | 2   | T. Norwood      | 4   | H. Mondeaux   | 2   |
| T. Charlton             | 0.5  |                |     | H. Mondeaux      | 2   | J. Pierre       | 4   | D. Tuszka     | 2   |
|                         |      |                |     | T. Norwood       | 2   | I. Loudermilk   | 3   | T. Alualu     | 1   |
|                         |      |                |     | J. Schobert      | 2   | C. Wormley      | 3   | T. Edmunds    | 1   |
|                         |      |                |     | R. Spillane      | 2   | M. Adams Sr.    | 1   | J. Jones      | 1   |
|                         |      |                |     | M. Adams Sr.     | 1   | I. Buggs        | 1   | J. Schobert   | 1   |
|                         |      |                |     | C. Davis         | 1   | T. Charlton     | 1   |               |     |
|                         |      |                |     | M. Fitzpatrick   | 1   | M. Ingram III   | 1   |               |     |
|                         |      |                |     | M. Killebrew     | 1   | K. Joseph       | 1   |               |     |
|                         |      |                |     | D. Tuszka        | 1   | A. Maulet       | 1   |               |     |
|                         |      |                |     | A. Witherspoon   | 1   |                 |     |               |     |

| 2021 POSTSEASON PITTSBURGH STEELERS DEFENSIVE STATS<br>(WILD CARD PLAYOFF GAME) |                |      |      |       |     |            |    |    |    |           |    |
|---|----------------|------|------|-------|-----|------------|----|----|----|-----------|----|
| POS.  | PLAYER         | TKL. | AST. | TOTAL | TFL | SACKS/YDS. | PR | FR | FF | INT./YDS. | PD |
| S   | T. Edmunds     | 6    | 0    | 6     | 0   | 0.0/0.0    | 0  | 0  | 0  | 0/0       | 0  |
| S   | M. Fitzpatrick | 5    | 1    | 6     | 0   | 0.0/0.0    | 0  | 0  | 0  | 0/0       | 0  |
| CB  | J. Haden       | 4    | 2    | 6     | 0   | 0.0/0.0    | 0  | 0  | 0  | 0/0       | 0  |
| LB  | R. Spillane    | 5    | 0    | 5     | 0   | 0.0/0.0    | 0  | 0  | 0  | 0/0       | 0  |
| CB  | C. Sutton      | 5    | 0    | 5     | 1   | 0.0/0.0    | 0  | 0  | 0  | 0/0       | 0  |
| DT  | C. Heyward     | 2    | 2    | 4     | 0   | 0.0/0.0    | 0  | 0  | 1  | 0/0       | 0  |
| LB  | T. Watt        | 3    | 0    | 3     | 2   | 1.0/14.0   | 3  | 1  | 0  | 0/0       | 1  |
| LB  | A. Highsmith   | 2    | 1    | 3     | 1   | 1.0/10.0   | 1  | 0  | 0  | 0/0       | 0  |
| DE  | I. Loudermilk  | 1    | 2    | 3     | 0   | 0.0/0.0    | 0  | 0  | 0  | 0/0       | 0  |
| DT  | M. Adams Sr.   | 2    | 0    | 2     | 1   | 1.0/10.0   | 1  | 0  | 0  | 0/0       | 0  |
| CB  | A. Witherspoon | 2    | 0    | 2     | 0   | 0.0/0.0    | 0  | 0  | 0  | 0/0       | 0  |
| DL  | C. Wormley     | 2    | 0    | 2     | 1   | 0.0/0.0    | 1  | 0  | 0  | 0/0       | 0  |
| LB  | J. Schobert    | 1    | 1    | 2     | 1   | 0.0/0.0    | 0  | 0  | 0  | 0/0       | 0  |
| DB  | T. Norwood     | 0    | 2    | 2     | 0   | 0.0/0.0    | 0  | 0  | 0  | 0/0       | 2  |
| LB  | D. Bush        | 1    | 0    | 1     | 0   | 0.0/0.0    | 0  | 0  | 0  | 1/10      | 1  |
| DE  | T. Charlton    | 1    | 0    | 1     | 0   | 0.0/0.0    | 1  | 0  | 0  | 0/0       | 0  |
| OLB   | D. Tuszka      | 1    | 0    | 1     | 1   | 0.0/0.0    | 0  | 0  | 0  | 0/0       | 0  |
| LB  | M. Allen       | 0    | 1    | 1     | 0   | 0.0/0.0    | 0  | 0  | 0  | 0/0       | 0  |
| S   | M. Killebrew   | 0    | 1    | 1     | 0   | 0.0/0.0    | 0  | 0  | 0  | 0/0       | 0  |
| DE  | H. Mondeaux    | 0    | 1    | 1     | 0   | 0.0/0.0    | 0  | 0  | 0  | 0/0       | 0  |
| STEELERS TOTALS   |                | 43   | 14   | 57    | 8   | 3.0/34.0   | 7  | 1  | 1  | 1/10      | 4  |
| OPP. TOTALS   |                | 40   | 22   | 62    | 4   | 2.0/14.0   | 4  | 1  | 1  | 0/0       | 2  |

Ast.=Assist, TFL=Tackle for a Loss, PR=Pressures, Int.=Interception, FR=Fumble Recovery, FF=Forced Fumble, PD=Pass Defense

| 2021 STEELERS SPECIAL TEAMS |                  |      |            |
|-----------------------------|------------------|------|------------|
| POS.                        | PLAYER           | TKL. | AST. COMB. |
| FB                          | Watt, Derek      | 2    | 0 2        |
| S                           | Killebrew, Miles | 1    | 1 2        |
| CB                          | Layne, Justin    | 1    | 0 1        |
| LB                          | Allen, Marcus    | 0    | 1 1        |
| CB                          | Maulet, Arthur   | 0    | 1 1        |
| OLB                         | Tuszka, Derrek   | 0    | 1 1        |
| TOTALS                      |                  | 4    | 4 8        |

| DEFENSIVE STATS BY RANK |     |               |     |                  |     |                 |     |
|-------------------------|-----|---------------|-----|------------------|-----|-----------------|-----|
| SACKS                   |     | INTERCEPTIONS |     | TACKLES FOR LOSS |     | PASSES DEFENSED |     |
| PLAYER                  | NO. | PLAYER        | NO. | PLAYER           | NO. | PLAYER          | NO. |
| M. Adams Sr.            | 1.0 | D. Bush       | 1   | T. Watt          | 2   | T. Norwood      | 2   |
| A. Highsmith            | 1.0 |               |     | M. Adams Sr.     | 1   | D. Bush         | 1   |
| T. Watt                 | 1.0 |               |     | A. Highsmith     | 1   | T. Watt         | 1   |
|                         |     |               |     | J. Schobert      | 1   |                 |     |
|                         |     |               |     | C. Sutton        | 1   |                 |     |
|                         |     |               |     | D. Tuszka        | 1   |                 |     |
|                         |     |               |     | C. Wormley       | 1   |                 |     |

| 2021 : REGULAR SEASON |         |      |         |             |            |         |          |           |
|-----------------------|---------|------|---------|-------------|------------|---------|----------|-----------|
| PLAYER                | TACKLES | SOLO | ASSISTS | FOR FUMBLES | FUMBLE REC | BLKD FG | BLKD PAT | BLKD PUNT |
| Derek Watt            | 14      | 10   | 4       | 0           | 0          | 0       | 0        | 0         |
| Ulysees Gilbert III   | 13      | 9    | 4       | 0           | 0          | 0       | 0        | 0         |
| Justin Layne          | 12      | 9    | 3       | 0           | 1          | 0       | 0        | 0         |
| Robert Spillane       | 11      | 6    | 5       | 0           | 0          | 0       | 0        | 0         |
| James Pierre          | 10      | 3    | 7       | 2           | 0          | 0       | 0        | 0         |
| Miles Killebrew       | 7       | 4    | 3       | 0           | 0          | 0       | 0        | 2         |
| Benny Snell Jr.       | 7       | 3    | 4       | 0           | 0          | 0       | 0        | 0         |
| Marcus Allen          | 6       | 3    | 3       | 0           | 0          | 0       | 0        | 0         |
| Cody White            | 4       | 2    | 2       | 0           | 0          | 0       | 0        | 0         |
| Tre Norwood           | 3       | 2    | 1       | 0           | 0          | 0       | 0        | 0         |
| Kevin Rader           | 3       | 2    | 1       | 0           | 0          | 0       | 0        | 0         |
| Buddy Johnson         | 2       | 2    | 0       | 0           | 0          | 0       | 0        | 0         |
| Jamir Jones           | 2       | 2    | 0       | 0           | 0          | 0       | 0        | 0         |
| Christian Kuntz       | 2       | 2    | 0       | 0           | 0          | 0       | 0        | 0         |
| Derrek Tuszka         | 2       | 2    | 0       | 0           | 0          | 0       | 0        | 0         |
| Pressley Harvin III   | 1       | 1    | 0       | 0           | 0          | 0       | 0        | 0         |
| Arthur Maulet         | 1       | 1    | 0       | 0           | 0          | 0       | 0        | 0         |
| Chris Boswell         | 0       | 0    | 0       | 0           | 1          | 0       | 0        | 0         |
| Ray-Ray McCloud       | 0       | 0    | 0       | 0           | 1          | 0       | 0        | 0         |
| 2021 TOTALS           | 100     | 63   | 37      | 2           | 3          | 0       | 0        | 2         |
| 2021 : POSTSEASON     |         |      |         |             |            |         |          |           |
| PLAYER                | TACKLES | SOLO | ASSISTS | FOR FUMBLES | FUMBLE REC | BLKD FG | BLKD PAT | BLKD PUNT |
| Miles Killebrew       | 2       | 1    | 1       | 0           | 0          | 0       | 0        | 0         |
| Derek Watt            | 2       | 2    | 0       | 0           | 0          | 0       | 0        | 0         |
| Marcus Allen          | 1       | 0    | 1       | 0           | 0          | 0       | 0        | 0         |
| Justin Layne          | 1       | 1    | 0       | 0           | 0          | 0       | 0        | 0         |
| Arthur Maulet         | 1       | 0    | 1       | 0           | 0          | 0       | 0        | 0         |
| Derrek Tuszka         | 1       | 0    | 1       | 0           | 0          | 0       | 0        | 0         |
| 2021 TOTALS           | 8       | 4    | 4       | 0           | 0          | 0       | 0        | 0         |

| 2021 REGULAR SEASON |                  |                   |              |                |                |           |             |               |           |                   |             |               |           |         |  |  |
|---------------------|------------------|-------------------|--------------|----------------|----------------|-----------|-------------|---------------|-----------|-------------------|-------------|---------------|-----------|---------|--|--|
| OFFENSE             |                  |                   |              |                |                |           |             |               |           |                   |             |               |           |         |  |  |
| DATE                | OPPONENT         | WR                | LT           | LG             | C              | RG        | RT          | TE            | RB        | QB                | WR          | WR            | TE        | FB      |  |  |
| 9/12                | at Buffalo       | J. Smith-Schuster | D. Moore Jr. | K. Dotson      | K. Green       | T. Turner | C. Okorator | P. Freiermuth | N. Harris | B. Roethlisberger | D. Johnson  | --            | E. Ebron  | --      |  |  |
| 9/19                | Las Vegas        | J. Smith-Schuster | D. Moore Jr. | K. Dotson      | K. Green       | T. Turner | C. Okorator | P. Freiermuth | N. Harris | B. Roethlisberger | D. Johnson  | C. Claypool   | --        | --      |  |  |
| 9/26                | Cincinnati       | J. Smith-Schuster | D. Moore Jr. | K. Dotson      | K. Green       | T. Turner | C. Okorator | Z. Gentry     | N. Harris | B. Roethlisberger | C. Claypool | J. Washington | --        | --      |  |  |
| 10/3                | at Green Bay     | J. Smith-Schuster | D. Moore Jr. | K. Dotson      | K. Green       | T. Turner | J. Haeg     | P. Freiermuth | N. Harris | B. Roethlisberger | D. Johnson  | --            | E. Ebron  | --      |  |  |
| 10/10               | Denver           | J. Smith-Schuster | D. Moore Jr. | K. Dotson      | K. Green       | T. Turner | C. Okorator | Z. Gentry     | N. Harris | B. Roethlisberger | D. Johnson  | C. Claypool   | --        | --      |  |  |
| 10/17               | Seattle          | --                | D. Moore Jr. | K. Dotson      | K. Green       | T. Turner | C. Okorator | Z. Gentry     | N. Harris | B. Roethlisberger | D. Johnson  | C. Claypool   | --        | D. Watt |  |  |
| 10/31               | at Cleveland     | R. McCloud        | D. Moore Jr. | K. Dotson      | K. Green       | T. Turner | C. Okorator | Z. Gentry     | N. Harris | B. Roethlisberger | D. Johnson  | C. Claypool   | --        | --      |  |  |
| 11/8                | Chicago          | --                | D. Moore Jr. | K. Dotson      | K. Green       | T. Turner | C. Okorator | P. Freiermuth | N. Harris | B. Roethlisberger | --          | C. Claypool   | Z. Gentry | D. Watt |  |  |
| 11/14               | Detroit          | R. McCloud        | D. Moore Jr. | K. Dotson      | K. Green       | T. Turner | C. Okorator | P. Freiermuth | N. Harris | M. Rudolph        | D. Johnson  | J. Washington | --        | --      |  |  |
| 11/21               | at L.A. Chargers | --                | D. Moore Jr. | J. Hassensauer | K. Green       | T. Turner | C. Okorator | P. Freiermuth | N. Harris | B. Roethlisberger | D. Johnson  | C. Claypool   | E. Ebron  | --      |  |  |
| 11/28               | at Cincinnati    | --                | D. Moore Jr. | B. Finney      | K. Green       | T. Turner | C. Okorator | P. Freiermuth | N. Harris | B. Roethlisberger | D. Johnson  | C. Claypool   | Z. Gentry | --      |  |  |
| 12/5                | Baltimore        | D. Johnson        | D. Moore Jr. | B. Finney      | K. Green       | T. Turner | C. Okorator | P. Freiermuth | N. Harris | B. Roethlisberger | --          | --            | Z. Gentry | D. Watt |  |  |
| 12/9                | at Minnesota     | R. McCloud        | D. Moore Jr. | J. Legue       | K. Green       | T. Turner | C. Okorator | Z. Gentry     | N. Harris | B. Roethlisberger | D. Johnson  | C. Claypool   | --        | --      |  |  |
| 12/19               | Tennessee        | D. Johnson        | D. Moore Jr. | J. Legue       | K. Green       | T. Turner | C. Okorator | P. Freiermuth | N. Harris | B. Roethlisberger | --          | C. Claypool   | Z. Gentry | --      |  |  |
| 12/26               | at Kansas City   | R. McCloud        | D. Moore Jr. | J. Legue       | K. Green       | T. Turner | C. Okorator | Z. Gentry     | N. Harris | B. Roethlisberger | D. Johnson  | C. Claypool   | --        | --      |  |  |
| 1/3                 | Cleveland        | R. McCloud        | D. Moore Jr. | J. Legue       | J. Hassensauer | T. Turner | C. Okorator | Z. Gentry     | N. Harris | B. Roethlisberger | D. Johnson  | C. Claypool   | --        | --      |  |  |
| 1/9                 | at Baltimore     | C. Claypool       | J. Haeg      | J. Legue       | J. Hassensauer | T. Turner | C. Okorator | K. Rader      | N. Harris | B. Roethlisberger | --          | --            | Z. Gentry | D. Watt |  |  |

| 2021 REGULAR SEASON |                  |            |               |               |             |             |             |               |                |                |            |           |            |  |  |  |
|---------------------|------------------|------------|---------------|---------------|-------------|-------------|-------------|---------------|----------------|----------------|------------|-----------|------------|--|--|--|
| DEFENSE             |                  |            |               |               |             |             |             |               |                |                |            |           |            |  |  |  |
| DATE                | OPPONENT         | DT         | NT            | DL            | LOLB        | LILB        | RILB        | ROLB          | LCB            | FS             | SS         | RCB       | NICKEL     |  |  |  |
| 9/12                | at Buffalo       | C. Heyward | T. Alualu     | --            | T. Watt     | D. Bush     | J. Schobert | A. Highsmith  | J. Haden       | M. Fitzpatrick | T. Edmunds | C. Sutton | T. Norwood |  |  |  |
| 9/19                | Las Vegas        | C. Heyward | T. Alualu     | C. Wormley    | T. Watt     | R. Spillane | J. Schobert | A. Highsmith  | J. Pierre      | M. Fitzpatrick | T. Edmunds | C. Sutton | --         |  |  |  |
| 9/26                | Cincinnati       | C. Heyward | I. Buggs      | C. Wormley    | J. Jones    | D. Bush     | J. Schobert | M. Ingram III | J. Haden       | M. Fitzpatrick | T. Edmunds | C. Sutton | --         |  |  |  |
| 10/3                | at Green Bay     | C. Heyward | I. Buggs      | C. Wormley    | T. Watt     | D. Bush     | J. Schobert | A. Highsmith  | J. Haden       | M. Fitzpatrick | T. Edmunds | C. Sutton | --         |  |  |  |
| 10/10               | Denver           | C. Heyward | --            | C. Wormley    | T. Watt     | D. Bush     | J. Schobert | A. Highsmith  | J. Haden       | M. Fitzpatrick | T. Edmunds | J. Pierre | A. Maullet |  |  |  |
| 10/17               | Seattle          | C. Heyward | I. Buggs      | C. Wormley    | T. Watt     | D. Bush     | J. Schobert | A. Highsmith  | J. Haden       | M. Fitzpatrick | T. Edmunds | C. Sutton | --         |  |  |  |
| 10/31               | at Cleveland     | C. Heyward | I. Buggs      | C. Wormley    | T. Watt     | D. Bush     | J. Schobert | A. Highsmith  | J. Haden       | M. Fitzpatrick | T. Edmunds | C. Sutton | --         |  |  |  |
| 11/8                | Chicago          | C. Heyward | I. Buggs      | C. Wormley    | T. Watt     | D. Bush     | J. Schobert | A. Highsmith  | J. Haden       | M. Fitzpatrick | T. Edmunds | C. Sutton | --         |  |  |  |
| 11/14               | Detroit          | C. Heyward | --            | C. Wormley    | T. Watt     | D. Bush     | J. Schobert | A. Highsmith  | J. Haden       | M. Fitzpatrick | T. Edmunds | C. Sutton | T. Norwood |  |  |  |
| 11/21               | at L.A. Chargers | C. Heyward | I. Buggs      | C. Wormley    | T. Charlton | D. Bush     | J. Schobert | A. Highsmith  | J. Pierre      | T. Norwood     | T. Edmunds | C. Sutton | --         |  |  |  |
| 11/28               | at Cincinnati    | C. Heyward | H. Mondeaux   | C. Wormley    | T. Watt     | D. Bush     | J. Schobert | A. Highsmith  | J. Pierre      | M. Fitzpatrick | T. Edmunds | C. Sutton | --         |  |  |  |
| 12/5                | Baltimore        | C. Heyward | M. Adams Sr.  | C. Wormley    | T. Watt     | D. Bush     | J. Schobert | A. Highsmith  | A. Witherspoon | M. Fitzpatrick | T. Edmunds | C. Sutton | --         |  |  |  |
| 12/9                | at Minnesota     | C. Heyward | M. Adams Sr.  | C. Wormley    | T. Watt     | D. Bush     | J. Schobert | A. Highsmith  | A. Witherspoon | M. Fitzpatrick | T. Edmunds | C. Sutton | --         |  |  |  |
| 12/19               | Tennessee        | C. Heyward | H. Mondeaux   | C. Wormley    | T. Watt     | D. Bush     | J. Schobert | A. Highsmith  | J. Haden       | M. Fitzpatrick | T. Edmunds | C. Sutton | --         |  |  |  |
| 12/26               | at Kansas City   | C. Heyward | L. Loudermilk | --            | T. Watt     | R. Spillane | J. Schobert | A. Highsmith  | J. Haden       | M. Fitzpatrick | T. Edmunds | C. Sutton | A. Maullet |  |  |  |
| 1/3                 | Cleveland        | C. Heyward | M. Adams Sr.  | L. Loudermilk | T. Watt     | R. Spillane | M. Allen    | A. Highsmith  | J. Haden       | M. Fitzpatrick | T. Edmunds | C. Sutton | --         |  |  |  |
| 1/9                 | at Baltimore     | C. Heyward | M. Adams Sr.  | C. Wormley    | T. Watt     | D. Bush     | R. Spillane | A. Highsmith  | A. Witherspoon | M. Fitzpatrick | T. Edmunds | C. Sutton | --         |  |  |  |

Rookies underlined.

| 2021 POSTSEASON |                |                   |              |          |                |           |             |               |           |                   |            |             |    |    |  |  |
|-----------------|----------------|-------------------|--------------|----------|----------------|-----------|-------------|---------------|-----------|-------------------|------------|-------------|----|----|--|--|
| OFFENSE         |                |                   |              |          |                |           |             |               |           |                   |            |             |    |    |  |  |
| DATE            | OPPONENT       | WR                | LT           | LG       | C              | RG        | RT          | TE            | RB        | QB                | WR         | WR          | TE | FB |  |  |
| 1/16            | at Kansas City | J. Smith-Schuster | D. Moore Jr. | J. Legue | J. Hassensauer | T. Turner | C. Okorator | P. Freiermuth | N. Harris | B. Roethlisberger | D. Johnson | C. Claypool | -- | -- |  |  |

| 2021 POSTSEASON |                |            |    |            |         |         |             |              |          |                |            |                |           |  |  |  |
|-----------------|----------------|------------|----|------------|---------|---------|-------------|--------------|----------|----------------|------------|----------------|-----------|--|--|--|
| DEFENSE         |                |            |    |            |         |         |             |              |          |                |            |                |           |  |  |  |
| DATE            | OPPONENT       | DT         | NT | DL         | LOLB    | LILB    | RILB        | ROLB         | LCB      | FS             | SS         | RCB            | NICKEL    |  |  |  |
| 1/16            | at Kansas City | C. Heyward | -- | C. Wormley | T. Watt | D. Bush | R. Spillane | A. Highsmith | J. Haden | M. Fitzpatrick | T. Edmunds | A. Witherspoon | C. Sutton |  |  |  |

Rookies underlined.



LEGEND:  
CAPS=Starter, P=Player who was a substitution, X=Did Not Play (Non-injury), SI=On Inactive List, NOT=Not on Roster, IR=Injured Reserve, R/C19=Reserve/COVID-19, PS=Practice Squad, IRD=Injured Reserve - Designated For Return, NOTT=Not on any Team, RET=Reserve/Retired, PS/C19=Practice Squad/COVID-19, ~=With Other Team

| 2021 POSTSEASON PITTSBURGH STEELERS PLAYER PARTICIPATION |        |      |      |     |    |
|--|--------|------|------|-----|----|
| PLAYERS  | @ KC   | GP   | GS   | DNP | IN |
| Montravius Adams Sr.                                     | P      | 1/3  | 0/0  | 0   | 0  |
| Marcus Allen   | P      | 1/2  | 0/0  | 0   | 0  |
| Tyson Alualu   | IR     | 0/2  | 0/1  | 0   | 0  |
| Daniel Archibong   | PS     | 0/0  | 0/0  | 0   | 0  |
| Kalen Ballage  | P      | 1/1  | 0/0  | 0   | 0  |
| Zach Banner  | P      | 1/1  | 0/0  | 0   | 0  |
| Chris Boswell  | P      | 1/8  | 0/0  | 0   | 0  |
| Devin Bush   | LILB   | 1/1  | 1/1  | 0   | 0  |
| Taco Charlton  | P      | 1/3  | 0/0  | 0   | 0  |
| Demarcus Christmas                                       | IR     | 0/0  | 0/0  | 0   | 0  |
| Chase Claypool   | WR     | 1/2  | 1/2  | 0   | 0  |
| Rashaad Coward   | PS     | 0/1  | 0/0  | 0   | 0  |
| Carlos Davis   | SI     | 0/1  | 0/0  | 0   | 1  |
| Khalil Davis   | PS     | 0/2  | 0/0  | 0   | 0  |
| Joshua Dobbs   | IR     | 0/0  | 0/0  | 0   | 0  |
| Kevin Dotson   | IR     | 0/1  | 0/0  | 0   | 0  |
| Eric Ebron   | IR     | 0/5  | 0/3  | 0   | 0  |
| Terrell Edmunds  | SS     | 1/2  | 1/2  | 0   | 0  |
| Trey Edmunds   | PS     | 0/2  | 0/0  | 0   | 0  |
| B.J. Finney  | IR     | 0/1  | 0/0  | 0   | 0  |
| Minkah Fitzpatrick                                       | FS     | 1/2  | 1/2  | 0   | 0  |
| Pat Freiermuth   | TE     | 1/1  | 1/1  | 0   | 0  |
| Zach Gentry  | P      | 1/1  | 0/0  | 0   | 0  |
| Ulysees Gilbert III                                      | P      | 1/1  | 0/0  | 0   | 0  |
| Nate Gilliam   | PS     | 0/0  | 0/0  | 0   | 0  |
| Chaz Green   | PS     | 0/1  | 0/0  | 0   | 0  |
| Kendrick Green   | X      | 0/0  | 0/0  | 1   | 0  |
| Joe Haden  | LCB    | 1/2  | 1/2  | 0   | 0  |
| Joe Haeg   | P      | 1/7  | 0/0  | 0   | 0  |
| Najee Harris   | RB     | 1/1  | 1/1  | 0   | 0  |
| Pressley Harvin III                                      | P      | 1/1  | 0/0  | 0   | 0  |
| Dwayne Haskins   | SI     | 0/0  | 0/0  | 0   | 1  |
| J.C. Hassenauer  | LG     | 1/2  | 1/1  | 0   | 0  |
| Cameron Heyward  | DT     | 1/7  | 1/6  | 0   | 0  |
| Alex Highsmith   | ROLB   | 1/2  | 1/2  | 0   | 0  |
| Buddy Johnson  | R/C19  | 0/0  | 0/0  | 0   | 0  |
| Diontae Johnson  | WR     | 1/2  | 1/2  | 0   | 0  |
| Karl Joseph  | PS     | 0/3  | 0/3  | 0   | 0  |
| Miles Killebrew  | P      | 1/2  | 0/0  | 0   | 0  |
| Christian Kuntz  | P      | 1/1  | 0/0  | 0   | 0  |
| Justin Layne   | P      | 1/2  | 0/0  | 0   | 0  |
| John Leglue  | LG     | 1/1  | 1/1  | 0   | 0  |
| Isaiah Loudermilk  | P      | 1/1  | 0/0  | 0   | 0  |
| Arthur Maulet  | P      | 1/3  | 0/0  | 0   | 0  |
| Ray-Ray McCloud  | P      | 1/1  | 0/0  | 0   | 0  |
| Anthony McFarland Jr.                                    | SI     | 0/0  | 0/0  | 0   | 1  |
| Anthony Miller   | PS     | 0/2  | 0/1  | 0   | 0  |
| Henry Mondeaux   | P      | 1/2  | 0/0  | 0   | 0  |
| Dan Moore Jr.  | LT     | 1/1  | 1/1  | 0   | 0  |
| Tre Norwood  | P      | 1/1  | 0/0  | 0   | 0  |
| Chukwuma Okorafor  | RT     | 1/2  | 1/2  | 0   | 0  |
| James Pierre   | R/C19  | 0/1  | 0/0  | 0   | 0  |
| Malcolm Pridgeon   | PS     | 0/0  | 0/0  | 0   | 0  |
| Kevin Rader  | P      | 1/2  | 0/0  | 0   | 0  |
| Ben Roethlisberger                                       | QB     | 1/23 | 1/23 | 0   | 0  |
| Mason Rudolph  | X      | 0/0  | 0/0  | 1   | 0  |
| Tegray Scales  | SI     | 0/0  | 0/0  | 0   | 1  |
| Joe Schobert   | P      | 1/1  | 0/0  | 0   | 0  |
| Delontae Scott   | PS     | 0/0  | 0/0  | 0   | 0  |
| John Simon   | PS     | 0/5  | 0/2  | 0   | 0  |
| Steven Sims  | PS     | 0/1  | 0/0  | 0   | 0  |
| Sam Sloman   | PS     | 0/0  | 0/0  | 0   | 0  |
| JuJu Smith-Schuster                                      | WR     | 1/3  | 1/3  | 0   | 0  |
| Benny Snell Jr.  | P      | 1/2  | 0/0  | 0   | 0  |
| Robert Spillane  | RILB   | 1/2  | 1/2  | 0   | 0  |
| Linden Stephens  | PS     | 0/0  | 0/0  | 0   | 0  |
| Jace Sternberger   | PS     | 0/2  | 0/1  | 0   | 0  |
| Donovan Stiner   | PS     | 0/0  | 0/0  | 0   | 0  |
| Cameron Sutton   | RCB    | 1/3  | 1/2  | 0   | 0  |
| Stephon Tuitt  | IR     | 0/8  | 0/8  | 0   | 0  |
| Trai Turner  | RG     | 1/7  | 1/7  | 0   | 0  |
| Derrek Tuszka  | P      | 1/1  | 0/0  | 0   | 0  |
| Corliss Waitman  | Active | 0/0  | 0/0  | 0   | 0  |
| James Washington   | P      | 1/2  | 0/0  | 0   | 0  |
| Derek Watt   | P      | 1/4  | 0/0  | 0   | 0  |
| T.J. Watt  | LOLB   | 1/3  | 1/3  | 0   | 0  |
| Cody White   | SI     | 0/0  | 0/0  | 0   | 1  |
| Vince Williams   | RET    | 0/8  | 0/2  | 0   | 0  |
| Ahkello Witherspoon                                      | LCB    | 1/4  | 1/2  | 0   | 0  |
| Chris Wormley  | DE     | 1/4  | 1/2  | 0   | 0  |

LEGEND:  
 CAPS-Starter, P-Player was a substitution, SI-On Inactive List, X-Did Not Play (Non-injury), R/C19-Reserve/COVID-19, PS-Practice Squad, RET-Reserve/Retired, NOT-Not on Roster, IR-Injured Reserve, \*-With Other Team

| INDIVIDUAL SINGLE-GAME HIGHS |      |                     | OPPONENT     | DATE  |
|------------------------------|------|---------------------|--------------|-------|
| RUSHING                      |      |                     |              |       |
| Rushing Yards                | 188  | Najee Harris        | vs. Browns   | 01/03 |
| Rushing Attempts             | 28   | Najee Harris        | vs. Browns   | 01/03 |
| Rushing Average              | 6.7  | Najee Harris        | vs. Browns   | 01/03 |
| Rushing Touchdowns           | 1    | Ben Roethlisberger  | vs. Browns   | 01/03 |
|                              |      | Ben Roethlisberger  | vs. Titans   | 12/19 |
|                              |      | Najee Harris        | at Vikings   | 12/09 |
|                              |      | Najee Harris        | at Chargers  | 11/21 |
|                              |      | Najee Harris        | vs. Bears    | 11/08 |
|                              |      | Najee Harris        | at Browns    | 10/31 |
|                              |      | Eric Ebron          | vs. Seahawks | 10/17 |
|                              |      | Najee Harris        | vs. Broncos  | 10/10 |
|                              |      | Najee Harris        | at Packers   | 10/03 |
|                              |      | JuJu Smith-Schuster | vs. Raiders  | 09/19 |
| RECEIVING                    |      |                     |              |       |
| Pass Receptions              | 14   | Najee Harris        | vs. Bengals  | 09/26 |
| Receiving Yards              | 130  | Chase Claypool      | vs. Broncos  | 10/10 |
| Touchdown Receptions         | 2    | Diontae Johnson     | vs. Ravens   | 12/05 |
|                              |      | Pat Freiermuth      | vs. Bears    | 11/08 |
| PASSING                      |      |                     |              |       |
| Passes Attempted             | 58   | Ben Roethlisberger  | vs. Bengals  | 09/26 |
| Passes Completed             | 38   | Ben Roethlisberger  | vs. Bengals  | 09/26 |
| Completion Percentage        | 72.5 | Ben Roethlisberger  | vs. Seahawks | 10/17 |
| Passing Yards                | 318  | Ben Roethlisberger  | vs. Bengals  | 09/26 |
| Yards Per Attempt            | 10.1 | Ben Roethlisberger  | vs. Broncos  | 10/10 |
| Touchdown Passes             | 3    | Ben Roethlisberger  | at Vikings   | 12/09 |
|                              |      | Ben Roethlisberger  | at Chargers  | 11/21 |
| Interceptions Thrown         | 2    | Ben Roethlisberger  | at Bengals   | 11/28 |
|                              |      | Ben Roethlisberger  | vs. Bengals  | 09/26 |
| PUNT RETURNS                 |      |                     |              |       |
| Punt Returns                 | 6    | Ray-Ray McCloud     | vs. Lions    | 11/14 |
| Punt Return Yards            | 54   | Ray-Ray McCloud     | vs. Lions    | 11/14 |
| KICKOFF RETURNS              |      |                     |              |       |
| Kickoff Returns              | 4    | Ray-Ray McCloud     | vs. Raiders  | 09/19 |
| Kickoff Return Yards         | 99   | Ray-Ray McCloud     | at Packers   | 10/03 |
| PUNTS                        |      |                     |              |       |
| Punts                        | 8    | Pressley Harvin III | at Ravens    | 01/09 |
| Punts Inside the 20          | 4    | Pressley Harvin III | vs. Seahawks | 10/17 |
| Punting Average              | 60.5 | Corliss Waltman     | at Chiefs    | 12/26 |
| INTERCEPTIONS                |      |                     |              |       |
| Interceptions Made           | 2    | Akhello Witherspoon | at Vikings   | 12/09 |
| INT Return Yards             | 45   | Akhello Witherspoon | at Vikings   | 12/09 |
| TACKLES                      |      |                     |              |       |
| Tackles                      | 14   | Minkah Fitzpatrick  | vs. Titans   | 12/19 |
| Sacks                        | 4.0  | T.J. Watt           | vs. Browns   | 01/03 |
| SCORING                      |      |                     |              |       |
| Touchdowns                   | 2    | Najee Harris        | at Vikings   | 12/09 |
|                              |      | Diontae Johnson     | vs. Ravens   | 12/05 |
|                              |      | Pat Freiermuth      | vs. Bears    | 11/08 |
| Field Goals Attempted        | 5    | Chris Boswell       | vs. Titans   | 12/19 |
| Field Goals Made             | 4    | Chris Boswell       | vs. Browns   | 01/03 |
|                              |      | Chris Boswell       | vs. Titans   | 12/19 |
| MISC. YARDS                  |      |                     |              |       |
| Yards From Scrimmage         | 206  | Najee Harris        | vs. Browns   | 01/03 |
| Combined Net Yards           | 206  | Najee Harris        | vs. Browns   | 01/03 |
| LONGEST PLAYS                |      |                     | OPPONENT     | DATE  |
| RUSHING                      |      |                     |              |       |
| Run From Scrimmage           | 37   | Najee Harris        | vs. Browns   | 01/03 |
| Touchdown Run                | 37   | Najee Harris        | vs. Browns   | 01/03 |
| RECEIVING                    |      |                     |              |       |
| Pass Reception               | 59   | Chase Claypool      | vs. Broncos  | 10/10 |
| Touchdown Reception          | 50   | Diontae Johnson     | vs. Broncos  | 10/10 |
| PASSING                      |      |                     |              |       |
| Passing Long                 | 59   | Ben Roethlisberger  | vs. Broncos  | 10/10 |
| Touchdown Pass Long          | 50   | Ben Roethlisberger  | vs. Broncos  | 10/10 |
| RETURNS                      |      |                     |              |       |
| Punt Return                  | 23   | Ray-Ray McCloud     | at Ravens    | 01/09 |
| Kickoff Return               | 40   | Ray-Ray McCloud     | at Packers   | 10/03 |
| Interception Return          | 41   | Akhello Witherspoon | at Vikings   | 12/09 |
| KICKING                      |      |                     |              |       |
| Punt                         | 64   | Pressley Harvin III | vs. Ravens   | 12/05 |
| Field Goal                   | 56   | Chris Boswell       | vs. Raiders  | 09/19 |
| Field Goal Attempt           | 56   | Chris Boswell       | vs. Titans   | 12/19 |
|                              |      | Chris Boswell       | vs. Raiders  | 09/19 |

| OPPONENT SINGLE-GAME HIGHS       |      |                        | OPPONENT     | DATE  |
|----------------------------------|------|------------------------|--------------|-------|
| RUSHING                          |      |                        |              |       |
| Rushing Yards                    | 205  | Dalvin Cook            | at Vikings   | 12/09 |
| Rushing Attempts                 | 33   | D'Andre Swift          | vs. Lions    | 11/14 |
| Rushing Average                  | 10.0 | Justin Herbert         | at Chargers  | 11/21 |
| Rushing Touchdowns               | 2    | Dalvin Cook            | at Vikings   | 12/09 |
|                                  |      | Joe Mixon              | at Bengals   | 11/28 |
|                                  |      | Austin Ekeler          | at Chargers  | 11/21 |
| RECEIVING                        |      |                        |              |       |
| Pass Receptions                  | 9    | Keenan Allen           | at Chargers  | 11/21 |
|                                  |      | Stefon Diggs           | at Bills     | 09/12 |
| Receiving Yards                  | 120  | Courtland Sutton       | vs. Broncos  | 10/10 |
| Touchdown Receptions             | 2    | Byron Pringle          | at Chiefs    | 12/26 |
|                                  |      | Austin Ekeler          | at Chargers  | 11/21 |
|                                  |      | Randall Cobb           | at Packers   | 10/03 |
|                                  |      | Ja'Marr Chase          | vs. Bengals  | 09/26 |
| PASSING                          |      |                        |              |       |
| Passes Attempted                 | 51   | Josh Allen             | at Bills     | 09/12 |
| Passes Completed                 | 30   | Justin Herbert         | at Chargers  | 11/21 |
|                                  |      | Josh Allen             | at Bills     | 09/12 |
| Completion Percentage            | 83.3 | Joe Burrow             | at Bengals   | 11/28 |
| Passing Yards                    | 382  | Justin Herbert         | at Chargers  | 11/21 |
|                                  |      | Derek Carr             | vs. Raiders  | 09/19 |
| Yards Per Attempt                | 10.3 | Derek Carr             | vs. Raiders  | 09/19 |
| Touchdown Passes                 | 3    | Patrick Mahomes        | at Chiefs    | 12/26 |
|                                  |      | Justin Herbert         | at Chargers  | 11/21 |
|                                  |      | Joe Burrow             | vs. Bengals  | 09/26 |
| Interceptions Thrown             | 2    | Tyler Huntley          | at Ravens    | 01/09 |
|                                  |      | Baker Mayfield         | vs. Browns   | 01/03 |
|                                  |      | Kirk Cousins           | at Vikings   | 12/09 |
| PUNT RETURNS                     |      |                        |              |       |
| Punt Returns                     | 4    | Donovan Peoples-Jones  | vs. Browns   | 01/03 |
| Punt Return Yards                | 71   | Kalif Raymond          | vs. Lions    | 11/14 |
| KICKOFF RETURNS                  |      |                        |              |       |
| Kickoff Returns                  | 6    | Jakeem Grant Sr.       | vs. Bears    | 11/08 |
| Kickoff Return Yards             | 143  | Isaiah McKenzie        | at Bills     | 09/12 |
| PUNTS                            |      |                        |              |       |
| Punts                            | 10   | Jack Fox               | vs. Lions    | 11/14 |
| Punts Inside the 20              | 4    | Sam Martin             | vs. Broncos  | 10/10 |
| Punting Average                  | 50.8 | Sam Koch               | vs. Ravens   | 12/05 |
| INTERCEPTIONS                    |      |                        |              |       |
| Interceptions Made               | 2    | Logan Wilson           | vs. Bengals  | 09/26 |
| INT Return Yards                 | 50   | Eli Apple              | at Bengals   | 11/28 |
| TACKLES                          |      |                        |              |       |
| Tackles                          | 14   | Jordyn Brooks          | vs. Seahawks | 10/17 |
|                                  |      | Bobby Wagner           | vs. Seahawks | 10/17 |
|                                  |      | Logan Wilson           | vs. Bengals  | 09/26 |
| Sacks                            | 2.0  | Jadeveon Clowney       | vs. Browns   | 01/03 |
|                                  |      | Solomon Thomas         | vs. Raiders  | 09/19 |
| SCORING                          |      |                        |              |       |
| Touchdowns                       | 4    | Austin Ekeler          | at Chargers  | 11/21 |
| Field Goals Attempted            | 4    | Elliott Fry            | at Chiefs    | 12/26 |
|                                  |      | Greg Joseph            | at Vikings   | 12/09 |
|                                  |      | Daniel Carlson         | vs. Raiders  | 09/19 |
| Field Goals Made                 | 4    | Daniel Carlson         | vs. Raiders  | 09/19 |
| MISC. YARDS                      |      |                        |              |       |
| Yards From Scrimmage             | 222  | Dalvin Cook            | at Vikings   | 12/09 |
| Combined Net Yards               | 222  | Dalvin Cook            | at Vikings   | 12/09 |
| OPPONENTS LONGEST PLAYS          |      |                        | OPPONENT     | DATE  |
| RUSHING                          |      |                        |              |       |
| Run From Scrimmage               | 49   | Javonte Williams       | vs. Broncos  | 10/10 |
| Touchdown Run                    | 46   | Lataavius Murray       | at Ravens    | 01/09 |
| RECEIVING                        |      |                        |              |       |
| Pass Reception                   | 62   | K.J. Osborn            | at Vikings   | 12/09 |
| Touchdown Reception              | 62   | K.J. Osborn            | at Vikings   | 12/09 |
| PASSING                          |      |                        |              |       |
| Passing Long                     | 62   | Kirk Cousins           | at Vikings   | 12/09 |
| Touchdown Pass Long              | 62   | Kirk Cousins           | at Vikings   | 12/09 |
| RETURNS                          |      |                        |              |       |
| Longest Opponent's Fumble Return | 25   | DeAndre Houston-Carson | vs. Bears    | 11/08 |
| Punt Return                      | 55   | Chester Rogers         | vs. Titans   | 12/19 |
| Kickoff Return                   | 75   | Isaiah McKenzie        | at Bills     | 09/12 |
| Interception Return              | 50   | Eli Apple              | at Bengals   | 11/28 |
| Longest INT Return for TD        | 24   | Mike Hilton            | at Bengals   | 11/28 |
| KICKING                          |      |                        |              |       |
| Punt                             | 65   | Michael Dickson        | vs. Seahawks | 10/17 |
| Field Goal                       | 51   | Evan McPherson         | at Bengals   | 11/28 |
| Field Goal Attempt               | 65   | Cairo Santos           | vs. Bears    | 11/08 |

2021 POSTSEASON STEELERS INDIVIDUAL SINGLE-GAME HIGHS

| RUSHING               |      |                      |           |       |
|-----------------------|------|----------------------|-----------|-------|
| Rushing Yards         | 29   | Najee Harris         | at Chiefs | 01/16 |
| Rushing Attempts      | 12   | Najee Harris         | at Chiefs | 01/16 |
| Rushing Average       | 2.4  | Najee Harris         | at Chiefs | 01/16 |
| RECEIVING             |      |                      |           |       |
| Pass Receptions       | 5    | Diontae Johnson      | at Chiefs | 01/16 |
|                       |      | JuJu Smith-Schuster  | at Chiefs | 01/16 |
| Receiving Yards       | 37   | James Washington     | at Chiefs | 01/16 |
| Touchdown Receptions  | 1    | Diontae Johnson      | at Chiefs | 01/16 |
|                       |      | James Washington     | at Chiefs | 01/16 |
| PASSING               |      |                      |           |       |
| Passes Attempted      | 44   | Ben Roethlisberger   | at Chiefs | 01/16 |
| Passes Completed      | 29   | Ben Roethlisberger   | at Chiefs | 01/16 |
| Completion Percentage | 65.9 | Ben Roethlisberger   | at Chiefs | 01/16 |
| Passing Yards         | 215  | Ben Roethlisberger   | at Chiefs | 01/16 |
| Yards Per Attempt     | 4.9  | Ben Roethlisberger   | at Chiefs | 01/16 |
| Touchdown Passes      | 2    | Ben Roethlisberger   | at Chiefs | 01/16 |
| PUNT RETURNS          |      |                      |           |       |
| Punt Returns          | 2    | Ray-Ray McCloud      | at Chiefs | 01/16 |
| Punt Return Yards     | 13   | Ray-Ray McCloud      | at Chiefs | 01/16 |
| KICKOFF RETURNS       |      |                      |           |       |
| Kickoff Returns       | 3    | Ray-Ray McCloud      | at Chiefs | 01/16 |
| Kickoff Return Yards  | 66   | Ray-Ray McCloud      | at Chiefs | 01/16 |
| PUNTS                 |      |                      |           |       |
| Punts                 | 7    | Pressley Harvin III  | at Chiefs | 01/16 |
| Punts Inside the 20   | 1    | Pressley Harvin III  | at Chiefs | 01/16 |
| Puntley Average       | 49.7 | Pressley Harvin III  | at Chiefs | 01/16 |
| INTERCEPTIONS         |      |                      |           |       |
| Interceptions Made    | 1    | Devin Bush           | at Chiefs | 01/16 |
| INT Return Yards      | 10   | Devin Bush           | at Chiefs | 01/16 |
| TACKLES               |      |                      |           |       |
| Tackles               | 6    | Terrell Edmunds      | at Chiefs | 01/16 |
|                       |      | Minkah Fitzpatrick   | at Chiefs | 01/16 |
|                       |      | Joe Haden            | at Chiefs | 01/16 |
| Sacks                 | 1.0  | Montravius Adams Sr. | at Chiefs | 01/16 |
|                       |      | Alex Highsmith       | at Chiefs | 01/16 |
|                       |      | T.J. Watt            | at Chiefs | 01/16 |
| SCORING               |      |                      |           |       |
| Touchdowns            | 1    | Diontae Johnson      | at Chiefs | 01/16 |
|                       |      | James Washington     | at Chiefs | 01/16 |
| MISC. YARDS           |      |                      |           |       |
| Yards From Scrimmage  | 37   | James Washington     | at Chiefs | 01/16 |
| Combined Net Yards    | 99   | Ray-Ray McCloud      | at Chiefs | 01/16 |

2021 POSTSEASON PITTSBURGH STEELERS LONGEST PLAYS

| RUSHING                          |    |                     |           |       |
|----------------------------------|----|---------------------|-----------|-------|
| Run From Scrimmage               | 8  | Najee Harris        | at Chiefs | 01/16 |
|                                  |    | Benny Snell Jr.     | at Chiefs | 01/16 |
| RECEIVING                        |    |                     |           |       |
| Pass Reception                   | 22 | James Washington    | at Chiefs | 01/16 |
| Touchdown Reception              | 15 | James Washington    | at Chiefs | 01/16 |
| PASSING                          |    |                     |           |       |
| Passing Long                     | 22 | Ben Roethlisberger  | at Chiefs | 01/16 |
| Touchdown Pass Long              | 15 | Ben Roethlisberger  | at Chiefs | 01/16 |
| RETURNS                          |    |                     |           |       |
| Longest Own Fumble Return        | 9  | Benny Snell Jr.     | at Chiefs | 01/16 |
| Longest Opponent's Fumble Return | 26 | T.J. Watt           | at Chiefs | 01/16 |
| Punt Return                      | 8  | Ray-Ray McCloud     | at Chiefs | 01/16 |
| Kickoff Return                   | 29 | Ray-Ray McCloud     | at Chiefs | 01/16 |
| Interception Return              | 10 | Devin Bush          | at Chiefs | 01/16 |
| KICKING                          |    |                     |           |       |
| Punt                             | 56 | Pressley Harvin III | at Chiefs | 01/16 |

| 2021 REGULAR SEASON BIG YARDAGE GAMES |             |                    |      |      |       |     |    |
|---------------------------------------|-------------|--------------------|------|------|-------|-----|----|
| 100-YARD PASS RECEIVERS               |             |                    |      |      |       |     |    |
| DATE                                  | OPPONENT    | PLAYER             | REC. | YDS. | AVG.  | LG  | TD |
| 9/19                                  | vs. Raiders | Diontae Johnson    | 9    | 105  | 11.7  | 41  | 0  |
| 9/26                                  | vs. Bengals | Najee Harris       | 14   | 102  | 7.3   | 21  | 0  |
| 10/10                                 | vs. Broncos | Chase Claypool     | 5    | 130  | 26.0  | 59  | 1  |
| 11/21                                 | at Chargers | Diontae Johnson    | 7    | 101  | 14.4  | 32  | 1  |
| 12/5                                  | vs. Ravens  | Diontae Johnson    | 8    | 105  | 13.1  | 29T | 2  |
| 100-YARD RUSHERS                      |             |                    |      |      |       |     |    |
| DATE                                  | OPPONENT    | PLAYER             | ATT. | YDS. | AVG.  | LG  | TD |
| 10/10                                 | vs. Broncos | Najee Harris       | 23   | 122  | 5.3   | 20  | 1  |
| 11/14                                 | vs. Lions   | Najee Harris       | 26   | 105  | 4.0   | 12  | 0  |
| 1/3                                   | vs. Browns  | Najee Harris       | 28   | 188  | 6.7   | 37T | 1  |
| 300-YARD PASSERS                      |             |                    |      |      |       |     |    |
| DATE                                  | OPPONENT    | PLAYER             | ATT. | YDS. | COMP. | LG  | TD |
| 9/26                                  | vs. Bengals | Ben Roethlisberger | 58   | 318  | 38    | 29  | 1  |
| 12/9                                  | at Vikings  | Ben Roethlisberger | 40   | 308  | 28    | 38  | 3  |

| 2021 OPPONENTS BIG YARDAGE GAMES |              |                  |      |      |       |     |    |
|----------------------------------|--------------|------------------|------|------|-------|-----|----|
| 100-YARD PASS RECEIVERS          |              |                  |      |      |       |     |    |
| DATE                             | OPPONENT     | PLAYER           | REC. | YDS. | AVG.  | LG  | TD |
| 9/19                             | vs. Raiders  | Henry Ruggs III  | 5    | 113  | 22.6  | 61T | 1  |
| 10/10                            | vs. Broncos  | Courtland Sutton | 7    | 120  | 17.1  | 39T | 1  |
| 11/21                            | at Chargers  | Keenan Allen     | 9    | 112  | 12.4  | 30  | 0  |
| 11/28                            | at Bengals   | Tee Higgins      | 6    | 114  | 19.0  | 32T | 1  |
| 100-YARD RUSHERS                 |              |                  |      |      |       |     |    |
| DATE                             | OPPONENT     | PLAYER           | ATT. | YDS. | AVG.  | LG  | TD |
| 10/17                            | vs. Seahawks | Alex Collins     | 20   | 101  | 5.1   | 21  | 1  |
| 11/14                            | vs. Lions    | D'Andre Swift    | 33   | 130  | 3.9   | 21  | 0  |
| 11/28                            | at Bengals   | Joe Mixon        | 28   | 165  | 5.9   | 32  | 2  |
| 12/9                             | at Vikings   | Dalvin Cook      | 27   | 205  | 7.6   | 30  | 2  |
| 12/19                            | vs. Titans   | D'Onta Foreman   | 22   | 108  | 4.9   | 20  | 0  |
| 1/9                              | at Ravens    | Latavius Murray  | 16   | 150  | 9.4   | 46T | 1  |
| 300-YARD PASSERS                 |              |                  |      |      |       |     |    |
| DATE                             | OPPONENT     | PLAYER           | ATT. | YDS. | COMP. | LG  | TD |
| 9/19                             | vs. Raiders  | Derek Carr       | 37   | 382  | 28    | 61T | 2  |
| 11/21                            | at Chargers  | Justin Herbert   | 41   | 382  | 30    | 53T | 3  |

2021 POSTSEASON BIG YARDAGE GAMES  
[none]

| 2021 OPPONENTS BIG YARDAGE GAMES |           |                 |      |      |       |     |    |
|----------------------------------|-----------|-----------------|------|------|-------|-----|----|
| 100-YARD PASS RECEIVERS          |           |                 |      |      |       |     |    |
| DATE                             | OPPONENT  | PLAYER          | REC. | YDS. | AVG.  | LG  | TD |
| 1/16                             | at Chiefs | Travis Kelce    | 5    | 108  | 21.6  | 48T | 1  |
| 300-YARD PASSERS                 |           |                 |      |      |       |     |    |
| DATE                             | OPPONENT  | PLAYER          | ATT. | YDS. | COMP. | LG  | TD |
| 1/16                             | at Chiefs | Patrick Mahomes | 39   | 404  | 30    | 48T | 5  |

| 2021 REGULAR SEASON - BIG PASS PLAYS (20+ YARDS) |                  |                                  |  |            |             |            |                             |  |             |             |              |  |  |  |  |
|--|------------------|----------------------------------|--|------------|-------------|------------|-----------------------------|--|-------------|-------------|--------------|--|--|--|--|
| DATE   | OPPONENT         | QTR                              | STEELERS PLAYER                        | YDS.       | DOWN        | RESULT     | QTR                         | OPP. PLAYER                            | YDS.        | DOWN        | RESULT       |  |  |  |  |
| 09/12  | at Buffalo       | 3                                | B. Roethlisberger -> C. Claypool       | 22         | 1-10-BUF 34 | Field Goal | 2                           | J. Allen -> G. Davis                   | 37          | 3-5-BUF 27  | Touchdown    |  |  |  |  |
|  |                  | 3                                | B. Roethlisberger -> P. Friermuth      | 24         | 2-10-PIT 47 | Field Goal |                             |  |             |             |              |  |  |  |  |
|  |                  | 4                                | B. Roethlisberger -> J. Smith-Schuster | 24         | 2-7-PIT 33  | Field Goal |                             |  |             |             |              |  |  |  |  |
|  |                  |                                  |  |            |             |            |                             |  |             |             |              |  |  |  |  |
| 09/19  | Las Vegas        | 2                                | B. Roethlisberger -> D. Johnson        | 41         | 3-8-LV 46   | Touchdown  | 2                           | D. Carr -> F. Moreau                   | 25          | 1-10-LV 48  | Field Goal   |  |  |  |  |
|  |                  | 4                                | B. Roethlisberger -> C. Claypool       | 52         | 2-7-PIT 23  | Touchdown  | 3                           | D. Carr -> H. Renfrow                  | 23          | 3-9-LV 37   | Touchdown    |  |  |  |  |
|  |                  | 4                                | B. Roethlisberger -> N. Harris         | 25T        | 3-10-LV 25  | Touchdown  | 3                           | D. Carr -> H. Ruggs III                | 30          | 2-9-PIT 39  | Touchdown    |  |  |  |  |
|  |                  |                                  |  |            |             |            | 4                           | D. Carr -> H. Ruggs III                | 61T         | 3-10-LV 39  | Touchdown    |  |  |  |  |
|  |                  |                                  |  |            |             | 4          | D. Carr -> D. Waller        | 25                                     | 2-7-LV 30   | Field Goal  |              |  |  |  |  |
| 09/26  | Cincinnati       | 3                                | B. Roethlisberger -> N. Harris         | 21         | 2-9-PIT 40  | Missed FG  | 2                           | J. Burrow -> J. Chase                  | 34T         | 1-10-PIT 34 | Touchdown    |  |  |  |  |
|  | 4                | B. Roethlisberger -> R. McCloud  | 24                                     | 3-5-PIT 24 | Field Goal  |            |                             |  |             |             |              |  |  |  |  |
|  | 4                | B. Roethlisberger -> C. Claypool | 29                                     | 2-5-PIT 48 | Downs       |            |                             |  |             |             |              |  |  |  |  |
| 10/03  | at Green Bay     | 1                                | B. Roethlisberger -> D. Johnson        | 45T        | 3-4-GB 45   | Touchdown  | 2                           | A. Rodgers -> D. Adams                 | 21          | 2-7-GB 38   | Punt         |  |  |  |  |
|  |                  | 4                                | B. Roethlisberger -> J. Washington     | 30         | 2-10-GB 39  | Touchdown  | 2                           | A. Rodgers -> R. Cobb                  | 23T         | 3-10-PIT 23 | Touchdown    |  |  |  |  |
|  |                  |                                  |  |            |             |            | 3                           | A. Rodgers -> R. Cobb                  | 25          | 3-7-GB 28   | Field Goal   |  |  |  |  |
|  |                  |                                  |  |            |             |            | 3                           | A. Rodgers -> A. Jones                 | 26          | 2-10-PIT 37 | Field Goal   |  |  |  |  |
|  |                  |                                  |  |            |             | 3          | A. Rodgers -> A. Lazard     | 28                                     | 1-10-GB 33  | Fumble      |              |  |  |  |  |
| 10/10  | Denver           | 1                                | B. Roethlisberger -> C. Claypool       | 23         | 3-1-PIT 24  | Touchdown  | 4                           | T. Bridgewater -> C. Sutton            | 25          | 4-2-PIT 28  | Touchdown    |  |  |  |  |
|  |                  | 1                                | B. Roethlisberger -> D. Johnson        | 50T        | 3-7-50      | Touchdown  | 4                           | T. Bridgewater -> C. Sutton            | 39T         | 1-10-PIT 39 | Touchdown    |  |  |  |  |
|  |                  | 2                                | B. Roethlisberger -> C. Claypool       | 59         | 2-7-PIT 28  | Touchdown  | 2                           | T. Bridgewater -> T. Patrick           | 23          | 2-10-DEN 25 | Interception |  |  |  |  |
|  |                  | 4                                | B. Roethlisberger -> D. Johnson        | 22         | 2-8-PIT 27  | Field Goal | 4                           | T. Bridgewater -> K. Hinton            | 23          | 3-5-PIT 32  | Interception |  |  |  |  |
| 10/17  | Seattle          | 3                                | B. Roethlisberger -> D. Johnson        | 23         | 1-10-SEA 40 | Field Goal | 1                           | G. Smith -> T. Homer                   | 27          | 3-8-SEA 18  | Punt         |  |  |  |  |
|  |                  |                                  |  |            |             |            | 3                           | G. Smith -> G. Everett                 | 41          | 2-7-PIT 43  | Touchdown    |  |  |  |  |
|  |                  |                                  |  |            |             |            | 5                           | G. Smith -> T. Lockett                 | 21          | 2-9-SEA 28  | Punt         |  |  |  |  |
|  |                  |                                  |  |            |             |            |                             |  |             |             |              |  |  |  |  |
| 10/31  | at Cleveland     | 3                                | B. Roethlisberger -> P. Friermuth      | 22         | 2-9-CLE 34  | Touchdown  | 3                           | B. Mayfield -> H. Bryant               | 21          | 1-10-PIT 43 | Touchdown    |  |  |  |  |
|  |                  | 3                                | B. Roethlisberger -> N. Harris         | 20         | 2-7-PIT 33  | Touchdown  | 4                           | B. Mayfield -> D. Njoku                | 24          | 1-10-CLE 20 | Fumble       |  |  |  |  |
|  |                  | 4                                | B. Roethlisberger -> Z. Gentry         | 24         | 1-20-CLE 40 | Touchdown  |                             |  |             |             |              |  |  |  |  |
|  |                  | 4                                | B. Roethlisberger -> D. Johnson        | 50         | 2-8-PIT 28  | Downs      |                             |  |             |             |              |  |  |  |  |
| 11/08  | Chicago          | 1                                | B. Roethlisberger -> C. Claypool       | 26         | 3-7-PIT 49  | Touchdown  | 2                           | J. Fields -> C. Kmet                   | 25          | 1-10-CHI 48 | Punt         |  |  |  |  |
|  |                  | 3                                | B. Roethlisberger -> J. Washington     | 42         | 1-10-PIT 25 | Touchdown  | 2                           | J. Fields -> C. Kmet                   | 21          | 2-2-PIT 31  | Field Goal   |  |  |  |  |
|  |                  | 4                                | B. Roethlisberger -> D. Johnson        | 22         | 1-5-PIT 46  | Field Goal | 3                           | J. Fields -> M. Goodwin                | 50          | 1-10-CHI 36 | Field Goal   |  |  |  |  |
|  |                  |                                  |  |            |             |            | 3                           | J. Fields -> D. Mooney                 | 20          | 2-5-CHI 35  | Touchdown    |  |  |  |  |
|  |                  |                                  |  |            |             | 4          | J. Fields -> J. Graham      | 28                                     | 2-8-PIT 43  | Touchdown   |              |  |  |  |  |
|  |                  |                                  |  |            |             | 4          | J. Fields -> A. Robinson II | 39                                     | 3-2-CHI 45  | Touchdown   |              |  |  |  |  |
| 11/14  | Detroit          | 2                                | M. Rudolph -> D. Johnson               | 20         | 3-8-PIT 27  | Field Goal | 5                           | J. Goff -> A. St. Brown                | 30          | 1-10-DET 26 | Punt         |  |  |  |  |
|  |                  | 5                                | M. Rudolph -> D. Johnson               | 36         | 2-8-PIT 19  | Fumble     | 5                           | J. Goff -> K. Raymond:12 -> D. Swift:2 | 22          | 1-10-DET 38 | End Game     |  |  |  |  |
|  |                  |                                  |  |            |             |            |                             |  |             |             |              |  |  |  |  |
|  |                  |                                  |  |            |             |            |                             |  |             |             |              |  |  |  |  |
| 11/21  | at L.A. Chargers | 2                                | B. Roethlisberger -> C. Claypool       | 37         | 1-10-LAC 42 | Downs      | 1                           | J. Herbert -> M. Williams              | 22          | 3-14-LAC 23 | Touchdown    |  |  |  |  |
|  |                  | 3                                | B. Roethlisberger -> D. Johnson        | 22         | 2-10-PIT 48 | Touchdown  | 3                           | J. Herbert -> K. Allen                 | 30          | 3-13-LAC 27 | Touchdown    |  |  |  |  |
|  |                  | 3                                | B. Roethlisberger -> C. Claypool       | 28         | 3-2-PIT 33  | Field Goal | 4                           | J. Herbert -> M. Williams              | 53T         | 1-10-LAC 47 | Touchdown    |  |  |  |  |
|  |                  | 4                                | B. Roethlisberger -> D. Johnson        | 32         | 3-5-PIT 41  | Touchdown  |                             |  |             |             |              |  |  |  |  |
| 11/28  | at Cincinnati    | 1                                | B. Roethlisberger -> C. Claypool       | 41         | 1-10-PIT 25 | Field Goal | 2                           | J. Burrow -> T. Higgins                | 32T         | 1-10-PIT 32 | Touchdown    |  |  |  |  |
|  |                  | 4                                | B. Roethlisberger -> C. Claypool       | 30         | 3-10-PIT 23 | Punt       |                             |  |             |             |              |  |  |  |  |
|  |                  |                                  |  |            |             |            |                             |  |             |             |              |  |  |  |  |
|  |                  |                                  |  |            |             |            |                             |  |             |             |              |  |  |  |  |
| 12/05  | Baltimore        | 4                                | B. Roethlisberger -> C. Claypool       | 40         | 3-1-PIT 31  | Touchdown  | 2                           | L. Jackson -> M. Andrews               | 29          | 3-6-PIT 32  | Touchdown    |  |  |  |  |
|  |                  | 4                                | B. Roethlisberger -> D. Johnson        | 29T        | 1-10-BAL 29 | Touchdown  | 4                           | L. Jackson -> M. Brown                 | 22          | 3-14-BAL 36 | Touchdown    |  |  |  |  |
|  |                  | 4                                | B. Roethlisberger -> D. Johnson        | 25         | 2-9-PIT 26  | Field Goal |                             |  |             |             |              |  |  |  |  |
|  |                  |                                  |  |            |             |            |                             |  |             |             |              |  |  |  |  |
| 12/09  | at Minnesota     | 3                                | B. Roethlisberger -> J. Washington     | 29         | 1-10-PIT 36 | Touchdown  | 2                           | K. Cousins -> J. Jefferson             | 22          | 1-10-MIN 22 | Touchdown    |  |  |  |  |
|  |                  | 4                                | B. Roethlisberger -> D. Johnson        | 37         | 2-8-PIT 33  | Touchdown  | 4                           | K. Cousins -> K. Osborn                | 62T         | 1-10-MIN 38 | Touchdown    |  |  |  |  |
|  |                  | 4                                | B. Roethlisberger -> J. Washington     | 30T        | 1-10-MIN 30 | Touchdown  |                             |  |             |             |              |  |  |  |  |
|  |                  | 4                                | B. Roethlisberger -> C. Claypool       | 38         | 2-4-PIT 10  | End Game   |                             |  |             |             |              |  |  |  |  |
| 12/19  | Tennessee        |                                  | NONE                                   |            |             |            |                             | NONE                                   |             |             |              |  |  |  |  |
| 12/26  | at Kansas City   | 2                                | B. Roethlisberger -> C. Claypool       | 24         | 3-8-PIT 48  | Missed FG  | 2                           | P. Mahomes -> D. Gore                  | 50          | 2-7-KC 39   | Touchdown    |  |  |  |  |
|  |                  |                                  |  |            |             |            | 4                           | P. Mahomes -> B. Pringle               | 22          | 2-6-PIT 35  | Field Goal   |  |  |  |  |
|  |                  |                                  |  |            |             |            | 1                           | B. Mayfield -> J. Landry               | 20          | 2-12-CLE 25 | Punt         |  |  |  |  |
|  |                  |                                  |  |            |             |            | 2                           | B. Mayfield -> D. Peoples-Jones        | 22          | 3-11-CLE 31 | Punt         |  |  |  |  |
| 01/03  | Cleveland        |                                  |  |            |             |            | 3                           | B. Mayfield -> D. Peoples-Jones        | 39          | 1-10-PIT 48 | Touchdown    |  |  |  |  |
|  |                  |                                  |  |            |             |            | 4                           | B. Mayfield -> A. Hooper               | 21          | 2-15-CLE 25 | Punt         |  |  |  |  |
|  |                  |                                  |  |            |             |            |                             |  |             |             |              |  |  |  |  |
|  |                  |                                  |  |            |             |            |                             |  |             |             |              |  |  |  |  |
| 01/09  | at Baltimore     | 2                                | B. Roethlisberger -> Z. Gentry         | 25         | 2-9-PIT 30  | Punt       | 2                           | T. Huntley -> M. Andrews               | 28          | 1-10-BAL 30 | Punt         |  |  |  |  |
|  |                  | 4                                | B. Roethlisberger -> R. McCloud        | 20         | 3-9-BAL 39  | Touchdown  |                             |  |             |             |              |  |  |  |  |
|  |                  |                                  |  |            |             |            |                             |  |             |             |              |  |  |  |  |
|  |                  |                                  |  |            |             |            |                             |  |             |             |              |  |  |  |  |
| TOTALS   |                  | 41                               | 1,263 (30.8), 5 TDS                    |            |             |            | 44                          | 1,311 (29.8), 7 TDS                    |             |             |              |  |  |  |  |
| 2021 POSTSEASON - BIG PASS PLAYS (20+ YARDS)     |                  |                                  |  |            |             |            |                             |  |             |             |              |  |  |  |  |
| DATE   | OPPONENT         | QTR                              | STEELERS PLAYER                        | YDS.       | DOWN        | RESULT     | QTR                         | OPP. PLAYER                            | YDS.        | DOWN        | RESULT       |  |  |  |  |
| 01/16  | at Kansas City   | 3                                | B. Roethlisberger -> J. Washington     | 22         | 1-10-KC 35  | Touchdown  | 1                           | P. Mahomes -> J. McKinnon              | 20          | 1-10-KC 20  | Punt         |  |  |  |  |
|  |                  |                                  |  |            |             |            | 2                           | P. Mahomes -> T. Hill                  | 20          | 1-10-KC 24  | Touchdown    |  |  |  |  |
|  |                  |                                  |  |            |             |            | 2                           | P. Mahomes -> T. Kelce                 | 31          | 2-10-KC 26  | Touchdown    |  |  |  |  |
|  |                  |                                  |  |            |             |            | 2                           | P. Mahomes -> D. Robinson              | 27          | 1-10-KC 35  | Touchdown    |  |  |  |  |
|  |                  |                                  |  |            |             | 2          | P. Mahomes -> T. Kelce      | 48T                                    | 3-20-PIT 48 | Touchdown   |              |  |  |  |  |
|  |                  |                                  |  |            |             | 3          | P. Mahomes -> D. Robinson   | 29                                     | 2-9-KC 45   | Touchdown   |              |  |  |  |  |
|  |                  |                                  |  |            |             | 3          | P. Mahomes -> J. McKinnon   | 23                                     | 3-12-PIT 28 | Touchdown   |              |  |  |  |  |
|  |                  |                                  |  |            |             | 3          | P. Mahomes -> T. Hill       | 31T                                    | 2-12-PIT 31 | Touchdown   |              |  |  |  |  |
|  |                  |                                  |  |            |             | 3          | P. Mahomes -> M. Hardman    | 41                                     | 2-7-KC 45   | Touchdown   |              |  |  |  |  |
| TOTALS   |                  | 1                                | 22 (22.0), 0 TDS                       |            |             |            | 9                           | 270 (30.0), 2 TDS                      |             |             |              |  |  |  |  |



| 2021 REGULAR SEASON - BIG RUN PLAYS (10+ YARDS) |                  |     |                        |      |             |                          |     |                |      |             |              |
|---|------------------|-----|------------------------|------|-------------|--------------------------|-----|----------------|------|-------------|--------------|
| DATE  | OPPONENT         | QTR | STEELERS PLAYER        | YDS. | DOWN        | RESULT                   | QTR | OPP. PLAYER    | YDS. | DOWN        | RESULT       |
| 09/12   | at Buffalo       | 3   | C. Claypool            | 25   | 2-10-BUF 29 | Field Goal               | 3   | J. Allen       | 11   | 3-8-BUF 39  | Downs        |
|   |                  | 4   | N. Harris              | 18   | 1-10-BUF 23 | Touchdown                | 4   | D. Singletary  | 15   | 2-4-50      | Field Goal   |
|   |                  |     |                        |      |             |                          | 4   | D. Singletary  | 25   | 1-10-PIT 35 | Field Goal   |
| 09/19   | Las Vegas        | 1   | N. Harris              | 14   | 2-10-PIT 8  | Interception             | 4   | P. Barber      | 11   | 1-10-LV 24  | Punt         |
|   |                  | 2   | N. Harris              | 14   | 1-10-PIT 38 | Touchdown                | 4   | P. Barber      | 13   | 1-10-PIT 45 | Field Goal   |
| 09/26   | Cincinnati       | 2   | N. Harris              | 20   | 1-17-PIT 29 | Touchdown                | 2   | J. Mixon       | 27   | 1-10-CIN 19 | Punt         |
|   |                  |     |                        |      |             |                          | 3   | J. Mixon       | 11   | 1-10-CIN 20 | Field Goal   |
|   |                  |     |                        |      |             |                          | 3   | J. Mixon       | 11   | 1-10-CIN 45 | Field Goal   |
| 10/03   | at Green Bay     | 1   | N. Harris              | 10   | 2-7-PIT 28  | Touchdown                | 2   | A. Jones       | 15   | 1-10-GB 16  | Field Goal   |
|   |                  | 3   | N. Harris              | 11   | 2-7-PIT 39  | Downs                    | 3   | A. Dillon      | 25   | 2-7-PIT 26  | Touchdown    |
| 10/10   | Denver           | 2   | N. Harris              | 20   | 2-5-DEN 47  | Field Goal               | 2   | J. Williams    | 49   | 3-1-DEN 49  | Field Goal   |
|   |                  | 2   | N. Harris              | 13   | 2-12-PIT 8  | End Half                 | 4   | J. Williams    | 10   | 1-10-PIT 46 | Touchdown    |
|   |                  | 3   | N. Harris              | 18   | 2-5-PIT 19  | Touchdown                | 4   | T. Bridgewater | 11   | 2-13-PIT 13 | Touchdown    |
| 10/17   | Seattle          | 2   | D. Johnson             | 25   | 2-9-SEA 42  | Touchdown                | 3   | A. Collins     | 11   | 2-5-SEA 30  | Touchdown    |
|   |                  | 4   | N. Harris              | 10   | 1-10-PIT 17 | Fumble                   | 3   | A. Collins     | 21   | 1-10-SEA 41 | Touchdown    |
|   |                  | 4   | K. Ballage             | 11   | 1-10-PIT 27 | Fumble                   | 4   | A. Collins     | 14   | 1-10-SEA 42 | Field Goal   |
|   |                  | 4   | N. Harris              | 10   | 1-10-PIT 49 | Field Goal               | 3   | T. Homer       | 26   | 3-7-PIT 41  | Field Goal   |
|   |                  |     |                        |      |             |                          | 4   | D. Dallas      | 10   | 1-20-PIT 45 | Punt         |
| 10/31   | at Cleveland     | 2   | R. McCloud             | 10   | 1-10-CLE 18 | Field Goal               | 1   | N. Chubb       | 14   | 2-4-CLE 31  | Field Goal   |
|   |                  | 2   | N. Harris              | 11   | 2-7-PIT 40  | Downs                    | 2   | D. Johnson     | 11   | 3-15-CLE 23 | Punt         |
|   |                  | 2   | C. Claypool            | 16   | 1-10-CLE 39 | Downs                    | 3   | N. Chubb       | 21   | 1-10-CLE 14 | Touchdown    |
|   |                  |     |                        |      |             |                          | 3   | D. Johnson     | 10T  | 2-10-PIT 10 | Touchdown    |
|   |                  |     |                        |      |             |                          | 4   | N. Chubb       | 12   | 1-10-CLE 39 | Downs        |
| 11/08   | Chicago          | 1   | J. Washington          | 12   | 2-7-CHI 22  | Touchdown                | 1   | D. Montgomery  | 21   | 1-10-CHI 12 | Interception |
|   |                  | 1   | N. Harris              | 10T  | 1-10-CHI 10 | Touchdown                | 3   | D. Montgomery  | 10   | 1-10-CHI 26 | Field Goal   |
|   |                  | 3   | D. Johnson             | 11   | 2-12-CHI 35 | Touchdown                | 3   | D. Montgomery  | 12   | 1-10-CHI 18 | Touchdown    |
|   |                  | 3   | C. Claypool            | 11   | 1-10-CHI 23 | Touchdown                | 4   | D. Mooney      | 15T  | 1-10-PIT 15 | Touchdown    |
|   |                  | 4   | N. Harris              | 13   | 1-10-PIT 25 | Field Goal               |     |                |      |             |              |
| 11/14   | Detroit          | 1   | N. Harris              | 11   | 1-10-DET 22 | Touchdown                | 2   | J. Jefferson   | 28T  | 1-10-PIT 28 | Touchdown    |
|   |                  | 2   | N. Harris              | 12   | 2-7-DET 19  | Field Goal               | 2   | D. Swift       | 15   | 1-10-DET 31 | Field Goal   |
|   |                  | 3   | M. Rudolph             | 26   | 1-10-PIT 26 | Field Goal               | 2   | D. Swift       | 10   | 4-1-PIT 45  | Field Goal   |
|   |                  | 3   | M. Rudolph             | 11   | 3-6-DET 16  | Field Goal               | 2   | D. Swift       | 21   | 3-3-PIT 28  | Field Goal   |
|   |                  |     |                        |      |             |                          | 3   | D. Swift       | 16   | 1-10-DET 15 | Touchdown    |
|   |                  |     |                        |      |             |                          | 3   | D. Swift       | 12   | 3-9-DET 32  | Touchdown    |
|   |                  |     |                        |      |             |                          | 3   | G. Igwebuike   | 14   | 1-10-DET 44 | Touchdown    |
|   |                  |     |                        |      |             |                          | 3   | G. Igwebuike   | 42T  | 1-10-PIT 42 | Touchdown    |
| 11/21   | at L.A. Chargers | 2   | N. Harris              | 12   | 1-10-PIT 36 | Touchdown                | 2   | A. Ekeler      | 10   | 1-10-LAC 2  | Touchdown    |
|   |                  |     |                        |      |             |                          | 2   | J. Herbert     | 18   | 3-6-LAC 28  | Touchdown    |
|   |                  |     |                        |      |             |                          | 2   | J. Herbert     | 18   | 1-10-PIT 42 | Touchdown    |
|   |                  |     |                        |      |             |                          | 3   | A. Ekeler      | 12   | 1-10-PIT 29 | Touchdown    |
|   |                  |     |                        |      |             |                          | 3   | J. Herbert     | 13   | 3-5-PIT 43  | Field Goal   |
| 11/28   | at Cincinnati    | 4   | K. Ballage             | 13   | 2-4-PIT 42  | End Game                 | 4   | J. Herbert     | 36   | 3-5-PIT 47  | Touchdown    |
|   |                  |     |                        |      |             |                          | 1   | J. Mixon       | 25   | 2-5-CIN 30  | Touchdown    |
| 12/05   | Baltimore        |     |                        |      |             |                          | 3   | J. Mixon       | 32   | 1-10-CIN 35 | Touchdown    |
|   |                  |     |                        |      |             |                          | 4   | C. Evans       | 13   | 3-8-CIN 9   | Punt         |
|   |                  |     |                        |      |             |                          | 1   | L. Jackson     | 12   | 2-9-BAL 40  | Interception |
| 12/09   | at Minnesota     | 3   | N. Harris              | 23   | 2-6-PIT 19  | Interception             | 1   | D. Cook        | 20   | 1-10-MIN 38 | Missed FG    |
|   |                  | 3   | N. Harris              | 11   | 1-10-MIN 22 | Touchdown                | 1   | D. Cook        | 30   | 2-10-MIN 39 | Touchdown    |
|   |                  | 3   | N. Harris              | 13   | 1-10-MIN 42 | Touchdown                | 1   | A. Mattison    | 14   | 1-10-PIT 31 | Touchdown    |
|   |                  |     |                        |      |             |                          | 1   | D. Cook        | 16   | 2-7-PIT 36  | Field Goal   |
|   |                  |     |                        |      |             |                          | 2   | D. Cook        | 15   | 1-10-MIN 44 | Touchdown    |
|   |                  |     |                        |      |             |                          | 2   | D. Cook        | 29T  | 1-10-PIT 29 | Touchdown    |
|   |                  |     |                        |      |             |                          | 3   | D. Cook        | 14   | 2-3-PIT 23  | Field Goal   |
| 12/19   | Tennessee        | 1   | D. Johnson             | 10   | 1-10-PIT 28 | Punt                     | 4   | K. Cousins     | 11   | 3-5-MIN 44  | Interception |
|   |                  |     |                        |      |             |                          | 3   | D. Foreman     | 12   | 2-1-TEN 34  | Punt         |
|   |                  |     |                        |      |             |                          | 3   | D. Hilliard    | 10   | 2-7-TEN 23  | Punt         |
|   |                  |     |                        |      |             |                          | 4   | D. Hilliard    | 15   | 1-10-TEN 25 | Interception |
|   |                  |     |                        |      |             |                          | 4   | R. Tannehill   | 11   | 1-10-TEN 25 | Fumble       |
| 12/26   | at Kansas City   | 2   | N. Harris              | 21   | 1-10-PIT 25 | Missed FG                | 2   | D. Williams    | 12   | 1-10-KC 35  | Field Goal   |
|   |                  | 4   | N. Harris              | 11   | 2-8-KC 32   | Touchdown                | 3   | D. Gore        | 10   | 1-10-KC 25  | Field Goal   |
|   |                  | 4   | M. Rudolph             | 17   | 2-10-50     | End Game                 |     |                |      |             |              |
| 01/03   | Cleveland        | 2   | N. Harris              | 14   | 2-10-CLE 43 | Field Goal               | 1   | N. Chubb       | 32   | 1-10-CLE 27 | Downs        |
|   |                  | 3   | N. Harris              | 30   | 2-10-PIT 22 | Field Goal               | 4   | B. Mayfield    | 14   | 3-10-CLE 41 | Touchdown    |
|   |                  | 4   | N. Harris              | 10   | 1-10-PIT 43 | Field Goal               |     |                |      |             |              |
|   |                  | 4   | N. Harris              | 37T  | 3-2-CLE 37  | Touchdown                |     |                |      |             |              |
| 01/09   | at Baltimore     | 3   | C. Claypool            | 14   | 1-10-PIT 40 | Field Goal               | 1   | D. Freeman     | 22   | 1-10-BAL 25 | Downs        |
|   |                  | 4   | C. Claypool            | 17   | 2-8-PIT 22  | Punt                     | 2   | T. Huntley     | 18   | 1-10-PIT 40 | Field Goal   |
|   |                  | 5   | N. Harris              | 15   | 2-10-BAL 31 | Field Goal               | 3   | L. Murray      | 10   | 1-10-BAL 44 | Touchdown    |
|   |                  |     |                        |      |             |                          | 3   | L. Murray      | 46T  | 1-10-PIT 46 | Touchdown    |
|   |                  |     |                        |      |             |                          | 3   | L. Murray      | 22   | 1-10-BAL 25 | Interception |
|   |                  |     |                        |      |             |                          | 3   | L. Murray      | 27   | 1-10-BAL 47 | Interception |
|   |                  |     |                        |      |             |                          | 4   | T. Huntley     | 21   | 1-10-BAL 43 | Field Goal   |
|   |                  |     |                        |      |             |                          | 5   | L. Murray      | 11   | 1-10-BAL 24 | Punt         |
| TOTALS  |                  |     | 43 - 654 (15.2), 2 TDS |      |             | 72 - 1,282 (17.8), 6 TDS |     |                |      |             |              |
| 2021 POSTSEASON - BIG RUN PLAYS (10+ YARDS)     |                  |     |                        |      |             |                          |     |                |      |             |              |
| DATE  | OPPONENT         | QTR | STEELERS PLAYER        | YDS. | DOWN        | RESULT                   | QTR | OPP. PLAYER    | YDS. | DOWN        | RESULT       |
| 01/16   | at Kansas City   |     | NONE                   |      |             |                          | 2   | P. Mahomes     | 23   | 1-15-PIT 45 | Touchdown    |
|   |                  |     |                        |      |             |                          | 2   | J. McKinnon    | 15   | 1-10-PIT 43 | Touchdown    |
|   |                  |     |                        |      |             |                          | 2   | J. McKinnon    | 13   | 1-10-PIT 28 | Touchdown    |
|   |                  |     |                        |      |             |                          | 3   | J. McKinnon    | 12   | 1-10-KC 32  | Touchdown    |
|   |                  |     |                        |      |             |                          | 4   | J. McKinnon    | 11   | 2-4-PIT 44  | Punt         |
| TOTALS  |                  |     | 0 - 0 (0), 0 TDS       |      |             | 5 - 74 (14.8), 0 TDS     |     |                |      |             |              |



|       |                  | RUSHES |                  |     |         | RECEPTIONS |                     |     |         | RETURNS |                           |     |        |
|-------|------------------|--------|------------------|-----|---------|------------|---------------------|-----|---------|---------|---------------------------|-----|--------|
| DATE  | OPPONENT         | GAIN   | PLAYER           | QTR | RESULT  | GAIN       | PLAYER              | QTR | RESULT  | GAIN    | PLAYER                    | QTR | RESULT |
| 09/12 | at Buffalo       | 25     | Chase Claypool   | 3   | FG      | 22         | Chase Claypool      | 3   | FG      |         |                           |     |        |
|       |                  | 18     | Najee Harris     | 4   | TD      | 24         | Pat Freiermuth      | 3   | FG      |         |                           |     |        |
|       |                  |        |                  |     |         | 24         | JuJu Smith-Schuster | 4   | FG      |         |                           |     |        |
| 09/19 | Las Vegas        | 14     | Najee Harris     | 1   | INT     | 41         | Diontae Johnson     | 2   | TD      |         |                           |     |        |
|       |                  | 14     | Najee Harris     | 2   | TD      | 52         | Chase Claypool      | 4'  | TD      |         |                           |     |        |
|       |                  |        |                  |     |         | 25t        | Najee Harris        | 4   | TD      |         |                           |     |        |
| 09/26 | Cincinnati       | 20     | Najee Harris     | 2   | TD      | 21         | Najee Harris        | 3   | Miss FG |         |                           |     |        |
|       |                  |        |                  |     |         | 24         | Ray-Ray McCloud     | 4   | FG      |         |                           |     |        |
|       |                  |        |                  |     |         | 29         | Chase Claypool      | 4   | Downs   |         |                           |     |        |
| 10/03 | at Green Bay     | 10     | Najee Harris     | 1   | TD      | 45t        | Diontae Johnson     | 1   | TD      | 38      | Ray-Ray McCloud (KR)      | 2   | Half   |
|       |                  | 11     | Najee Harris     | 3   | Downs   | 30         | James Washington    | 4   | TD      | 40      | Ray-Ray McCloud (KR)      | 3   | Downs  |
| 10/10 | Denver           | 20     | Najee Harris     | 2   | FG      | 23         | Chase Claypool      | 1'  | TD      |         |                           |     |        |
|       |                  | 13     | Najee Harris     | 2   | Half    | 50t        | Diontae Johnson     | 1'  | TD      |         |                           |     |        |
|       |                  | 18     | Najee Harris     | 3   | TD      | 59         | Chase Claypool      | 2   | TD      |         |                           |     |        |
| 10/17 | Seattle          | 25     | Diontae Johnson  | 2   | TD      | 22         | Diontae Johnson     | 4   | FG      |         |                           |     |        |
|       |                  | 10     | Najee Harris     | 4'  | Fumble  | 23         | Diontae Johnson     | 3   | FG      | 37      | Ray-Ray McCloud (KR)      | 1   | Punt   |
|       |                  | 11     | Kalen Ballage    | 4'  | Fumble  |            |                     |     |         |         |                           |     |        |
| 10/31 | at Cleveland     | 10     | Ray-Ray McCloud  | 2   | FG      | 22         | Pat Freiermuth      | 3   | TD      |         |                           |     |        |
|       |                  | 11     | Najee Harris     | 2'  | Downs   | 20         | Najee Harris        | 3'  | TD      |         |                           |     |        |
|       |                  | 16     | Chase Claypool   | 2   | Downs   | 24         | Zach Gentry         | 4'  | TD      |         |                           |     |        |
| 11/08 | Chicago          | 12     | James Washington | 1'  | TD      | 26         | Chase Claypool      | 1   | TD      |         |                           |     |        |
|       |                  | 10t    | Najee Harris     | 1'  | TD      | 42         | James Washington    | 3   | TD      |         |                           |     |        |
|       |                  | 11     | Diontae Johnson  | 3'  | TD      | 22         | Diontae Johnson     | 4   | FG      |         |                           |     |        |
| 11/14 | Detroit          | 11     | Chase Claypool   | 3'  | TD      |            |                     |     |         |         |                           |     |        |
|       |                  | 13     | Najee Harris     | 4   | FG      |            |                     |     |         |         |                           |     |        |
|       |                  | 11     | Najee Harris     | 1   | TD      | 20         | Diontae Johnson     | 2   | FG      |         |                           |     |        |
| 11/21 | at L.A. Chargers | 12     | Najee Harris     | 2   | FG      | 36         | Diontae Johnson     | 5   | Fumble  |         |                           |     |        |
|       |                  |        |                  |     |         |            |                     |     |         |         |                           |     |        |
|       |                  | 26     | Mason Rudolph    | 3'  | FG      |            |                     |     |         |         |                           |     |        |
| 11/28 | at Cincinnati    | 11     | Mason Rudolph    | 3   | FG      |            |                     |     |         |         |                           |     |        |
|       |                  | 12     | Najee Harris     | 2   | TD      | 37         | Chase Claypool      | 2   | Downs   | 30      | Ray-Ray McCloud (KR)      | 2   | TD     |
|       |                  |        |                  |     |         | 22         | Chase Claypool      | 2   | TD      | 33      | Ray-Ray McCloud (KR)      | 2   | Half   |
| 12/05 | Baltimore        | 13     | Najee Harris     | 4   | TD      | 28         | Diontae Johnson     | 3   | FG      |         |                           |     |        |
|       |                  |        |                  |     |         | 32         | Diontae Johnson     | 4   | TD      |         |                           |     |        |
|       |                  |        |                  |     |         | 41         | Chase Claypool      | 1   | FG      |         |                           |     |        |
| 12/09 | at Minnesota     | 13     | Najee Harris     | 3   | INT     | 30         | Chase Claypool      | 4   | Punt    |         |                           |     |        |
|       |                  | 11     | Najee Harris     | 3   | TD      | 29         | Chase Claypool      | 4   | TD      |         |                           |     |        |
|       |                  | 13     | Najee Harris     | 3   | TD      | 30t        | Diontae Johnson     | 4'  | TD      | 41      | Akhello Witherspoon (INT) | 4   | INT    |
| 12/19 | Tennessee        | 10     | Najee Harris     | 3   | TD      | 38         | Chase Claypool      | 4   | Game    |         |                           |     |        |
|       |                  |        |                  |     |         |            |                     |     |         |         |                           |     |        |
|       |                  |        |                  |     |         |            |                     |     |         |         |                           |     |        |
| 12/26 | at Kansas City   | 21     | Diontae Johnson  | 1   | Punt    |            |                     |     |         |         |                           |     |        |
|       |                  | 21     | Najee Harris     | 2   | Miss FG | 24         | Chase Claypool      | 2   | Miss FG |         |                           |     |        |
|       |                  | 11     | Najee Harris     | 4   | TD      |            |                     |     |         |         |                           |     |        |
| 01/03 | Cleveland        | 17     | Mason Rudolph    | 4   | Game    |            |                     |     |         |         |                           |     |        |
|       |                  | 14     | Najee Harris     | 2   | FG      |            |                     |     |         |         |                           |     |        |
|       |                  | 30     | Najee Harris     | 3   | FG      |            |                     |     |         |         |                           |     |        |
| 01/09 | at Baltimore     | 10     | Najee Harris     | 4   | FG      |            |                     |     |         |         |                           |     |        |
|       |                  | 37t    | Najee Harris     | 4   | TD      |            |                     |     |         |         |                           |     |        |
|       |                  | 14     | Chase Claypool   | 3   | FG      | 25         | Zach Gentry         | 2   | Punt    | 32      | Ray-Ray McCloud (KR)      | 1   | Punt   |
| 01/16 | at Kansas City   | 17     | Chase Claypool   | 4   | Punt    | 20         | Ray-Ray McCloud     | 4   | TD      |         |                           |     |        |
|       |                  | 15     | Najee Harris     | 5   | FG      |            |                     |     |         |         |                           |     |        |
|       |                  |        |                  |     |         |            |                     |     |         |         |                           |     |        |

\* - result within the same drive

|       |                | RUSHES |        |     |        | RECEPTIONS |                  |     |        | RETURNS |        |     |        |
|-------|----------------|--------|--------|-----|--------|------------|------------------|-----|--------|---------|--------|-----|--------|
| DATE  | OPPONENT       | GAIN   | PLAYER | QTR | RESULT | GAIN       | PLAYER           | QTR | RESULT | GAIN    | PLAYER | QTR | RESULT |
| 01/16 | at Kansas City |        |        |     |        | 22         | James Washington | 3   | TD     |         |        |     |        |

\* - result within the same drive

| STEELERS OPPONENTS 2021 REGULAR SEASON - BIG PLAYS: RUSH 10+, RECEPTIONS 20+, RETURNS 30+ |                  |   |   |  |  |                                  |   |                              |                                    |          |  |         |            |  |
|---|------------------|---|---|--|--|----------------------------------|---|------------------------------|------------------------------------|----------|--|---------|------------|--|
|   |                  | RUSHES  |   |  |  | RECEPTIONS                       |   |                              |                                    | RETURNS  |  |         |            |  |
| DATE  | OPPONENT         | GAIN  | PLAYER  | QTR                                      | RESULT   | GAIN                             | PLAYER  | QTR                          | RESULT                             | GAI<br>N | PLAYER                                   | QT<br>R | RESULT     |  |
| 09/12   | at Buffalo       | 11<br>15<br>25                                | Josh Allen<br>Devin Singletary<br>Devin Singletary  | 3<br>4<br>4                              | Downs<br>FG<br>FG                                  | 37                               | Gabriel Davis   | 2                            | TD                                 | 75       | Isaiah McKenzie (KR)                     | 1       | FG         |  |
| 09/19   | Las Vegas        | 11<br>13                                      | Peyton Barber<br>Peyton Barber  | 4<br>4                                   | Punt<br>FG   | 25<br>23<br>30<br>61t<br>25      | Foster Moreau<br>Hunter Renfrow<br>Henry Ruggs III<br>Henry Ruggs III<br>Darren Waller            | 2<br>3'<br>3'<br>4<br>4      | FG<br>TD<br>TD<br>TD<br>FG         |          |  |         |            |  |
| 09/26   | Cincinnati       | 27<br>11<br>11                                | Joe Mixon<br>Joe Mixon<br>Joe Mixon   | 2<br>3<br>3                              | Punt<br>FG<br>FG                                   | 34t                              | Ja'Marr Chase   | 2                            | TD                                 | 30       | Brandon Wilson (KR)                      | 4       | Punt       |  |
| 10/03   | at Green Bay     | 15<br>25                                      | Aaron Jones<br>AJ Dillon  | 2<br>3                                   | FG<br>TD   | 21<br>23t<br>25<br>26<br>28      | Davante Adams<br>Randall Cobb<br>Randall Cobb<br>Aaron Jones<br>Allen Lazard                      | 1<br>2<br>3<br>3'<br>3       | Punt<br>TD<br>TD<br>FG<br>Fumble   |          |  |         |            |  |
| 10/10   | Denver           | 49<br>10<br>11                                | Javonte Williams<br>Javonte Williams<br>Teddy Bridgewater   | 2<br>4<br>4                              | FG<br>TD<br>TD                                     | 25<br>39t<br>23<br>23            | Courtland Sutton<br>Courtland Sutton<br>Tim Patrick<br>Kendall Hinton                             | 4<br>4<br>4<br>4             | TD<br>TD<br>INT<br>INT             |          |  |         |            |  |
| 10/17   | Seattle          | 21<br>11<br>14<br>26<br>10                    | Alex Collins<br>Alex Collins<br>Alex Collins<br>Travis Homer<br>DeeJay Dallas   | 3'<br>3'<br>3'<br>3'<br>4                | TD<br>TD<br>FG<br>FG<br>Punt                       | 27<br>41<br>21                   | Travis Homer<br>Gerald Everett<br>Tyler Lockett   | 1<br>3<br>5                  | Punt<br>TD<br>Punt                 | 34<br>38 | DeeJay Dallas (KR)<br>DeeJay Dallas (KR) | 2<br>3  | Punt<br>TD |  |
| 10/31   | at Cleveland     | 14<br>11<br>21<br>10t<br>12                   | Nick Chubb<br>D'Ernest Johnson<br>Nick Chubb<br>D'Ernest Johnson<br>Nick Chubb  | 1<br>2<br>3'<br>3'<br>4                  | FG<br>Punt<br>TD<br>TD<br>Downs                    | 21<br>24                         | Harrison Bryant<br>David Njoku  | 3<br>4                       | TD<br>Fumble                       |          |  |         |            |  |
| 11/08   | Chicago          | 21<br>10<br>12<br>15t                         | David Montgomery<br>David Montgomery<br>David Montgomery<br>Darnell Mooney  | 1<br>3<br>3'<br>4                        | INT<br>FG<br>TD<br>TD                              | 25<br>21<br>50<br>20<br>28<br>39 | Cole Kmet<br>Cole Kmet<br>Marquise Goodwin<br>Darnell Mooney<br>Jimmy Graham<br>Allen Robinson II | 2<br>2<br>3<br>3'<br>4'<br>4 | Punt<br>FG<br>FG<br>TD<br>TD<br>TD | 32       | Jakeem Grant Sr. (KR)                    | 4       | Fumble     |  |
| 11/14   | Detroit          | 28t<br>15                                     | Jermar Jefferson<br>D'Andre Swift   | 2<br>2'                                  | TD<br>FG   | 30<br>22                         | Amon-Ra St. Brown<br>Kalif Raymond:12 -> D'Andre Swift:2  | 5<br>5                       | Punt<br>Game                       | 48       | Kalif Raymond (PR)                       | 2       | Punt       |  |
| 11/21   | at L.A. Chargers | 10<br>18<br>18<br>12<br>13<br>14<br>42t       | Austin Ekeler<br>Justin Herbert<br>Justin Herbert<br>Austin Ekeler<br>Justin Herbert<br>Godwin Igwebuike<br>Godwin Igwebuike      | 2'<br>2'<br>2'<br>3'<br>3'<br>3'<br>3    | TD<br>TD<br>TD<br>TD<br>FG<br>TD<br>TD             | 22<br>30<br>53t                  | Mike Williams<br>Keenan Allen<br>Mike Williams  | 1<br>3<br>4                  | TD<br>TD<br>TD                     |          |  |         |            |  |
| 11/28   | at Cincinnati    | 25<br>32<br>13                                | Joe Mixon<br>Joe Mixon<br>Chris Evans   | 1<br>3<br>4                              | TD<br>TD<br>Punt                                   | 32t                              | Tee Higgins   | 2                            | TD                                 | 50       | Eli Apple (INT)                          | 1       | INT        |  |
| 12/05   | Baltimore        | 12<br>18<br>13                                | Lamar Jackson<br>Devonta Freeman<br>Lamar Jackson   | 1'<br>1'<br>3                            | INT<br>INT<br>FG                                   | 29<br>22                         | Mark Andrews<br>Marquise Brown  | 2<br>4                       | TD<br>TD                           | 35       | Devin Duvernay (KR)                      | 4       | FG         |  |
| 12/09   | at Minnesota     | 20<br>30<br>14<br>16<br>15<br>29t<br>14<br>11 | Dalvin Cook<br>Dalvin Cook<br>Alexander Mattison<br>Dalvin Cook<br>Dalvin Cook<br>Dalvin Cook<br>Dalvin Cook<br>Kirk Cousins      | 1<br>1'<br>1'<br>1<br>2'<br>2'<br>3<br>4 | Miss FG<br>TD<br>TD<br>FG<br>TD<br>TD<br>FG<br>INT | 22<br>62t                        | Justin Jefferson<br>K.J. Osborn   | 2<br>4                       | TD<br>TD                           |          |  |         |            |  |
| 12/19   | Tennessee        | 12<br>10<br>15<br>11<br>20                    | D'Onta Foreman<br>Dontrell Hilliard<br>Dontrell Hilliard<br>Ryan Tannehill<br>D'Onta Foreman                                      | 3<br>3<br>4<br>4<br>4                    | Punt<br>Punt<br>INT<br>Fumble<br>Downs             |                                  |   |                              |                                    | 55       | Chester Rogers (PR)                      | 1       | Punt       |  |
| 12/26   | at Kansas City   | 12<br>10                                      | Darrel Williams<br>Derrick Gore   | 2<br>3                                   | FG<br>FG   | 50<br>22                         | Derrick Gore<br>Byron Pringle   | 2<br>4                       | TD<br>FG                           |          |  |         |            |  |
| 01/03   | Cleveland        | 32<br>14                                      | Nick Chubb<br>Baker Mayfield  | 1<br>4                                   | Downs<br>TD  | 20<br>22<br>39<br>21             | Jarvis Landry<br>Donovan Peoples-Jones<br>Donovan Peoples-Jones<br>Austin Hooper                  | 1<br>2<br>3<br>4             | Punt<br>TD<br>Punt<br>Punt         |          |  |         |            |  |
| 01/09   | at Baltimore     | 22<br>18<br>10<br>46t<br>22<br>21<br>11       | Devonta Freeman<br>Tyler Huntley<br>Latavious Murray<br>Latavious Murray<br>Latavious Murray<br>Tyler Huntley<br>Latavious Murray | 1<br>2<br>3'<br>3'<br>3'<br>4<br>5       | Downs<br>FG<br>TD<br>TD<br>INT<br>FG<br>Punt       | 28                               | Mark Andrews  | 2                            | Punt                               |          |  |         |            |  |

\* - result within the same drive

| STEELERS OPPONENTS 2021 POSTSEASON - BIG PLAYS: RUSH 10+, RECEPTIONS 20+, RETURNS 30+ |                |        |                 |     |        |            |                   |     |        |         |                     |     |        |
|---|----------------|--------|-----------------|-----|--------|------------|-------------------|-----|--------|---------|---------------------|-----|--------|
| DATE  | OPPONENT       | RUSHES |                 |     |        | RECEPTIONS |                   |     |        | RETURNS |                     |     |        |
|   |                | GAIN   | PLAYER          | QTR | RESULT | GAIN       | PLAYER            | QTR | RESULT | GAIN    | PLAYER              | QTR | RESULT |
| 01/16   | at Kansas City | 23     | Patrick Mahomes | 2   | TD     | 20         | Jerick McKinnon   | 1   | Punt   | 48      | Mecole Hardman (PR) | 1   | Punt   |
|   |                | 15     | Jerick McKinnon | 2'  | TD     | 20         | Tyreek Hill       | 2   | TD     |         |                     |     |        |
|   |                | 13     | Jerick McKinnon | 2'  | TD     | 31         | Travis Kelce      | 2   | TD     |         |                     |     |        |
|   |                | 12     | Jerick McKinnon | 3   | TD     | 27         | Demarcus Robinson | 2'  | TD     |         |                     |     |        |
|   |                | 11     | Jerick McKinnon | 4   | Punt   | 48t        | Travis Kelce      | 2'  | TD     |         |                     |     |        |
|   |                |        |                 |     |        | 29         | Demarcus Robinson | 3'  | TD     |         |                     |     |        |
|   |                |        |                 |     |        | 23         | Jerick McKinnon   | 3'  | TD     |         |                     |     |        |
|   |                |        |                 |     |        | 31t        | Tyreek Hill       | 3   | TD     |         |                     |     |        |
|   |                |        |                 |     |        | 41         | Mecole Hardman    | 3   | TD     |         |                     |     |        |
|   |                |        |                 |     |        |            |                   |     |        |         |                     |     |        |
|   |                |        |                 |     |        |            |                   |     |        |         |                     |     |        |

\* - result within the same drive

| 2021 REGULAR SEASON - 30+ YARD KICKOFF/10+ YARD PUNT/10+ YARD BLOCKED KICK RETURNS/20+ YARD INTERCEPTION/10+ YARD FUMBLE |                  |                        |      |                     |      |        |                        |     |        |                        |      |        |              |
|--|------------------|------------------------|------|---------------------|------|--------|------------------------|-----|--------|------------------------|------|--------|--------------|
| DATE   | OPPONENT         | QTR RETURN             |      | STEELERS PLAYER     | YDS. | DOWN   | RESULT                 | QTR | RETURN | OPP. PLAYER            | YDS. | DOWN   | RESULT       |
| 09/12  | at Buffalo       |                        |      | NONE                |      |        |                        | 1   | KO     | Isaiah McKenzie        | 75   | BUF 35 | Punt         |
| 09/19  | Las Vegas        | 4                      | Punt | Ray-Ray McCloud     | 15   | PIT 32 | Field Goal             | 3   | Punt   | Hunter Renfrow         | 10   | LV 18  | Touchdown    |
|  |                  |                        |      |                     |      |        |                        | 4   | Punt   | Hunter Renfrow         | 16   | LV 24  | Punt         |
| 09/26  | Cincinnati       | 1                      | Punt | Ray-Ray McCloud     | 14   | PIT 20 | Punt                   | 1   | Punt   | Darius Phillips        | 16   | CIN 42 | Punt         |
|  |                  |                        |      |                     |      |        |                        | 4   | KO     | Brandon Wilson         | 30   | PIT 15 | Downs        |
| 10/03  | at Green Bay     | 1                      | KO   | Ray-Ray McCloud     | 38   | 50     | Field Goal             |     |        | NONE                   |      |        |              |
|  |                  | 3                      | KO   | Ray-Ray McCloud     | 40   | GB 33  | Fumble                 |     |        |                        |      |        |              |
|  |                  | 4                      | Punt | Ray-Ray McCloud     | 14   | PIT 29 | Interception           |     |        |                        |      |        |              |
| 10/10  | Denver           |                        |      | NONE                |      |        |                        | 1   | FUM    | Alexander Johnson      | 10   | PIT 29 | Field Goal   |
|  |                  |                        |      |                     |      |        |                        | 2   | Punt   | Diontae Spencer        | 13   | DEN 40 | Field Goal   |
|  |                  |                        |      |                     |      |        |                        | 4   | Punt   | Diontae Spencer        | 13   | DEN 28 | Touchdown    |
| 10/17  | Seattle          | 1                      | KO   | Ray-Ray McCloud     | 37   | SEA 10 | Punt                   | 1   | Punt   | Freddie Swain          | 14   | SEA 21 | Punt         |
|  |                  | 4                      | Punt | Ray-Ray McCloud     | 14   | PIT 26 | Field Goal             | 2   | KO     | DeeJay Dallas          | 34   | PIT 16 | Touchdown    |
|  |                  |                        |      |                     |      |        |                        | 3   | KO     | DeeJay Dallas          | 38   | SEA 35 | Punt         |
| 10/31  | at Cleveland     | 2                      | Punt | Ray-Ray McCloud     | 10   | PIT 37 | Downs                  |     |        | NONE                   |      |        |              |
|  |                  | 2                      | Punt | Ray-Ray McCloud     | 19   | PIT 35 | End Half               |     |        |                        |      |        |              |
| 11/08  | Chicago          | 1                      | Punt | Ray-Ray McCloud     | 14   | PIT 41 | Touchdown              | 4   | KO     | Jakeem Grant Sr.       | 32   | CHI 42 | Punt         |
|  |                  |                        |      |                     |      |        |                        | 4   | FUM    | DeAndre Houston-Carson | 25T  | CHI 35 | Field Goal   |
| 11/14  | Detroit          | 1                      | Punt | Ray-Ray McCloud     | 13   | PIT 40 | Punt                   | 2   | Punt   | Kalif Raymond          | 48   | PIT 39 | Touchdown    |
|  |                  | 1                      | Punt | Ray-Ray McCloud     | 13   | PIT 28 | Interception           | 5   | Punt   | Kalif Raymond          | 18   | DET 45 | Punt         |
|  |                  | 4                      | Punt | Ray-Ray McCloud     | 13   | PIT 29 | Punt                   |     |        |                        |      |        |              |
|  |                  | 4                      | Punt | Ray-Ray McCloud     | 10   | PIT 22 | End Half               |     |        |                        |      |        |              |
| 11/21  | at L.A. Chargers | 2                      | KO   | Ray-Ray McCloud     | 30   | PIT 35 | Field Goal             |     |        | NONE                   |      |        |              |
|  |                  | 1                      | KO   | Ray-Ray McCloud     | 33   | 50     | Touchdown              |     |        |                        |      |        |              |
| 11/28  | at Cincinnati    |                        |      | NONE                |      |        |                        | 1   | INT    | Eli Apple              | 50   | PIT 5  | Field Goal   |
|  |                  |                        |      |                     |      |        |                        | 2   | INT    | Mike Hilton            | 24T  | CIN 35 | End Half     |
|  |                  |                        |      |                     |      |        |                        | 3   | Punt   | Darius Phillips        | 17   | CIN 33 | Punt         |
| 12/05  | Baltimore        | 1                      | Punt | Ray-Ray McCloud     | 14   | PIT 27 | Punt                   | 2   | Punt   | Devin Duvernay         | 12   | BAL 27 | Punt         |
|  |                  |                        |      |                     |      |        |                        | 4   | KO     | Devin Duvernay         | 35   | BAL 35 | Field Goal   |
| 12/09  | at Minnesota     | 4                      | INT  | Ahkello Witherspoon | 41   | MIN 21 | Touchdown              | 1   | Punt   | Dede Westbrook         | 16   | MIN 43 | Field Goal   |
|  |                  |                        |      |                     |      |        |                        | 3   | Punt   | Dede Westbrook         | 15   | PIT 34 | Field Goal   |
| 12/19  | Tennessee        | 1                      | Punt | Ray-Ray McCloud     | 17   | PIT 35 | Punt                   | 1   | Punt   | Chester Rogers         | 55   | PIT 25 | Touchdown    |
|  |                  | 3                      | Punt | Ray-Ray McCloud     | 11   | PIT 23 | Punt                   |     |        |                        |      |        |              |
|  |                  | 3                      | Punt | Ray-Ray McCloud     | 11   | PIT 37 | Touchdown              |     |        |                        |      |        |              |
|  |                  | 4                      | INT  | Joe Schobert        | 23   | TEN 31 | Field Goal             |     |        |                        |      |        |              |
| 12/26  | at Kansas City   | 4                      | Punt | Ray-Ray McCloud     | 20   | PIT 39 | End Game               | 1   | Punt   | Mecole Hardman         | 18   | KC 27  | Touchdown    |
|  |                  |                        |      |                     |      |        |                        | 4   | FUM    | Jarran Reed            | 10   | PIT 7  | Field Goal   |
| 01/03  | Cleveland        | 2                      | Punt | Ray-Ray McCloud     | 15   | PIT 37 | Punt                   |     |        | NONE                   |      |        |              |
|  |                  | 2                      | Punt | Ray-Ray McCloud     | 10   | PIT 19 | Interception           |     |        |                        |      |        |              |
|  |                  | 4                      | Punt | Ray-Ray McCloud     | 14   | CLE 37 | Field Goal             |     |        |                        |      |        |              |
| 01/09  | at Baltimore     | 1                      | KO   | Ray-Ray McCloud     | 32   | BAL 20 | Fumble                 |     |        | NONE                   |      |        |              |
|  |                  | 4                      | Punt | Ray-Ray McCloud     | 23   | 50     | Touchdown              |     |        |                        |      |        |              |
| TOTALS   |                  | 28 - 558 (19.9), 0 TDS |      |                     |      |        | 25 - 644 (25.8), 2 TDS |     |        |                        |      |        |              |
| 2021 POSTSEASON - 30+ YARD KICKOFF/10+ YARD PUNT/10+ YARD BLOCKED KICK RETURNS/20+ YARD INTERCEPTION/10+ YARD FUMBLE     |                  |                        |      |                     |      |        |                        |     |        |                        |      |        |              |
| DATE   | OPPONENT         | QTR RETURN             |      | STEELERS PLAYER     | YDS. | DOWN   | RESULT                 | QTR | RETURN | OPP. PLAYER            | YDS. | DOWN   | RESULT       |
| 01/16  | at Kansas City   | 2                      | FUM  | T.J. Watt           | 26T  | PIT 35 | Touchdown              | 1   | Punt   | Mecole Hardman         | 21   | KC 42  | Punt         |
|  |                  |                        |      |                     |      |        |                        | 1   | Punt   | Mecole Hardman         | 48   | PIT 22 | Interception |
| TOTALS   |                  | 1 - 26 (26.0), 1 TDS   |      |                     |      |        | 2 - 69 (34.5), 0 TDS   |     |        |                        |      |        |              |

## 2021 REGULAR SEASON

## WEEK 1: STEELERS 23, BILLS 16

SEPTEMBER 12, 2021

| STEELERS |       |       |      |          |        |       |     |     |     |     |        |            |  | BILLS |       |       |      |          |        |       |     |     |     |     |        |            |  |
|----------|-------|-------|------|----------|--------|-------|-----|-----|-----|-----|--------|------------|--|-------|-------|-------|------|----------|--------|-------|-----|-----|-----|-----|--------|------------|--|
| #        | RECD  | LOST  | POSS | OBTAINED | BEGAN  | PLAYS | YDS | PEN | NET | 1ST | ENDED  | GIVEN UP   |  | #     | RECD  | LOST  | POSS | OBTAINED | BEGAN  | PLAYS | YDS | PEN | NET | 1ST | ENDED  | GIVEN UP   |  |
| 1        | 13:30 | 10:35 | 2:55 | Kickoff  | PIT 25 | 5     | 22  | 0   | 22  | 1   | PIT 47 | Punt       |  | 1     | 15:00 | 13:30 | 1:30 | Kickoff  | PIT 24 | 4     | 5   | 0   | 5   | 0   | PIT 19 | Field Goal |  |
| 2        | 05:05 | 03:50 | 1:15 | Punt     | PIT 20 | 3     | 5   | -12 | -7  | 0   | PIT 13 | Punt       |  | 2     | 10:35 | 05:05 | 5:30 | Punt     | BUF 12 | 10    | 53  | -20 | 33  | 3   | BUF 45 | Punt       |  |
| 3        | 02:41 | 14:01 | 3:40 | Punt     | PIT 13 | 6     | 25  | 0   | 25  | 1   | PIT 38 | Punt       |  | 3     | 03:50 | 02:41 | 1:09 | Punt     | BUF 37 | 3     | 9   | 0   | 9   | 0   | BUF 46 | Punt       |  |
| 4        | 10:58 | 09:32 | 1:26 | Punt     | PIT 7  | 3     | 2   | -4  | -2  | 0   | PIT 5  | Punt       |  | 4     | 14:01 | 10:58 | 3:03 | Punt     | BUF 23 | 7     | 34  | 0   | 34  | 2   | PIT 43 | Punt       |  |
| 5        | 08:38 | 06:01 | 2:37 | Fumble   | PIT 45 | 4     | 0   | 0   | 0   | 1   | PIT 45 | Punt       |  | 5     | 09:32 | 08:38 | 0:54 | Punt     | PIT 35 | 3     | 0   | 0   | -8  | 0   | PIT 38 | Fumble     |  |
| 6        | 00:22 | 00:00 | 0:22 | Kickoff  | PIT 25 | 1     | -1  | 0   | -1  | 0   | PIT 25 | End Half   |  | 6     | 06:01 | 00:22 | 5:39 | Punt     | BUF 9  | 13    | 96  | -5  | 91  | 5   | PIT 3  | Touchdown  |  |
| 7        | 15:00 | 10:23 | 4:37 | Kickoff  | PIT 25 | 10    | 64  | 5   | 69  | 4   | BUF 6  | Field Goal |  | 7     | 10:23 | 05:48 | 4:35 | Kickoff  | BUF 25 | 12    | 40  | 0   | 40  | 3   | PIT 35 | Downs      |  |
| 8        | 05:48 | 01:47 | 4:01 | Downs    | PIT 36 | 11    | 62  | 0   | 62  | 3   | BUF 2  | Field Goal |  | 8     | 01:47 | 13:42 | 0:05 | Kickoff  | BUF 25 | 8     | 27  | 0   | 27  | 2   | PIT 41 | Downs      |  |
| 9        | 13:42 | 11:19 | 2:23 | Downs    | PIT 48 | 4     | 26  | 26  | 3   | 3   | BUF 5  | Touchdown  |  | 9     | 11:19 | 09:45 | 1:34 | Kickoff  | BUF 25 | 3     | 6   | 0   | -2  | 0   | BUF 23 | Blocked    |  |
| 10       | 03:22 | 02:42 | 2:41 | Kickoff  | PIT 25 | 9     | 49  | -1  | 48  | 3   | BUF 27 | Field Goal |  | 10    | 09:45 | 05:23 | 4:24 | Kickoff  | BUF 26 | 9     | 67  | 0   | 67  | 3   | PIT 7  | Field Goal |  |
| 11       | 00:46 | 00:00 | 0:46 | Kickoff  | BUF 45 | 2     | -2  | 0   | -2  | 0   | BUF 46 | End Game   |  | 11    | 02:42 | 00:46 | 1:56 | Kickoff  | BUF 36 | 10    | 50  | -10 | 40  | 4   | PIT 24 | Field Goal |  |

## WEEK 2: STEELERS 17, RAIDERS 26

SEPTEMBER 19, 2021

| STEELERS |       |       |      |          |        |       |     |     |     |     |        |              |  | RAIDERS |       |       |      |          |        |       |     |     |     |     |        |            |  |
|----------|-------|-------|------|----------|--------|-------|-----|-----|-----|-----|--------|--------------|--|---------|-------|-------|------|----------|--------|-------|-----|-----|-----|-----|--------|------------|--|
| #        | RECD  | LOST  | POSS | OBTAINED | BEGAN  | PLAYS | YDS | PEN | NET | 1ST | ENDED  | GIVEN UP     |  | #       | RECD  | LOST  | POSS | OBTAINED | BEGAN  | PLAYS | YDS | PEN | NET | 1ST | ENDED  | GIVEN UP   |  |
| 1        | 15:00 | 11:27 | 3:33 | Kickoff  | PIT 32 | 6     | 14  | 0   | 14  | 1   | PIT 46 | Punt         |  | 1       | 11:27 | 08:15 | 3:12 | Punt     | LV 16  | 6     | 19  | 0   | 19  | 1   | LV 35  | Punt       |  |
| 2        | 08:15 | 05:44 | 2:31 | Punt     | PIT 8  | 5     | 14  | 0   | 14  | 1   | PIT 22 | Interception |  | 2       | 05:44 | 03:10 | 2:34 | Punt     | PIT 39 | 5     | 17  | -5  | 12  | 1   | PIT 27 | Field Goal |  |
| 3        | 03:10 | 13:32 | 4:38 | Kickoff  | PIT 22 | 10    | 50  | -10 | 40  | 4   | LV 3   | Downs        |  | 3       | 13:32 | 09:34 | 3:58 | Downs    | LV 38  | 8     | 27  | 20  | 47  | 2   | PIT 15 | Field Goal |  |
| 4        | 09:34 | 06:25 | 3:09 | Kickoff  | PIT 25 | 7     | 75  | 0   | 75  | 4   | LV 38  | Touchdown    |  | 4       | 06:25 | 00:20 | 6:23 | Kickoff  | LV 25  | 13    | 73  | -20 | 53  | 5   | PIT 22 | Field Goal |  |
| 5        | 00:02 | 00:00 | 0:02 | Kickoff  |        | 0     | 0   | 0   | 0   | 0   |        | End Half     |  | 5       | 15:00 | 12:15 | 2:45 | Kickoff  | LV 25  | 6     | 22  | 0   | 22  | 1   | LV 47  | Punt       |  |
| 6        | 12:15 | 09:11 | 3:04 | Punt     | PIT 13 | 6     | 20  | 0   | 20  | 1   | PIT 33 | Punt         |  | 6       | 09:11 | 05:02 | 4:09 | Kickoff  | LV 18  | 7     | 82  | 0   | 82  | 4   | PIT 9  | Touchdown  |  |
| 7        | 05:02 | 01:43 | 3:19 | Kickoff  | PIT 17 | 6     | 28  | 10  | 38  | 3   | LV 45  | Punt         |  | 7       | 01:43 | 12:56 | 3:47 | Punt     | LV 3   | 7     | 47  | 0   | 47  | 3   | PIT 46 | Punt       |  |
| 8        | 12:56 | 11:15 | 1:41 | Punt     | PIT 20 | 5     | 80  | 0   | 80  | 2   | LV 25  | Touchdown    |  | 8       | 11:15 | 09:35 | 1:40 | Kickoff  | LV 25  | 5     | 75  | 0   | 75  | 2   | LV 39  | Touchdown  |  |
| 9        | 09:35 | 08:23 | 1:12 | Kickoff  | PIT 25 | 3     | 9   | 0   | 9   | 0   | PIT 34 | Punt         |  | 9       | 08:23 | 05:51 | 2:32 | Punt     | LV 24  | 4     | 14  | 0   | 14  | 1   | LV 38  | Punt       |  |
| 10       | 05:51 | 03:42 | 2:09 | Punt     | PIT 32 | 8     | 30  | 0   | 30  | 2   | LV 38  | Field Goal   |  | 10      | 03:42 | 00:20 | 3:22 | Kickoff  | LV 27  | 7     | 46  | 0   | 46  | 2   | PIT 27 | Field Goal |  |
| 11       | 00:20 | 00:00 | 0:20 | Kickoff  | PIT 25 | 1     | 11  | 0   | 11  | 1   | PIT 25 | End Game     |  |         |       |       |      |          |        |       |     |     |     |     |        |            |  |

## WEEK 3: STEELERS 10, BENGALS 24

SEPTEMBER 26, 2021

| STEELERS |       |       |      |              |        |       |     |     |     |     |        |              |  | BENGALS |       |       |      |              |        |       |     |     |     |     |        |              |  |
|----------|-------|-------|------|--------------|--------|-------|-----|-----|-----|-----|--------|--------------|--|---------|-------|-------|------|--------------|--------|-------|-----|-----|-----|-----|--------|--------------|--|
| #        | RECD  | LOST  | POSS | OBTAINED     | BEGAN  | PLAYS | YDS | PEN | NET | 1ST | ENDED  | GIVEN UP     |  | #       | RECD  | LOST  | POSS | OBTAINED     | BEGAN  | PLAYS | YDS | PEN | NET | 1ST | ENDED  | GIVEN UP     |  |
| 1        | 15:00 | 13:00 | 2:00 | Kickoff      | PIT 25 | 3     | 9   | -5  | 4   | 0   | PIT 29 | Punt         |  | 1       | 13:00 | 10:48 | 2:12 | Punt         | CIN 42 | 3     | 14  | -10 | 4   | 0   | CIN 46 | Punt         |  |
| 2        | 10:48 | 08:31 | 2:17 | Punt         | PIT 20 | 3     | 3   | -16 | -13 | 0   | PIT 7  | Punt         |  | 2       | 08:31 | 07:37 | 0:54 | Punt         | CIN 36 | 2     | 6   | 0   | 6   | 0   | CIN 42 | Interception |  |
| 3        | 07:37 | 06:45 | 0:52 | Interception | PIT 44 | 3     | 2   | -5  | -3  | 0   | PIT 41 | Interception |  | 3       | 06:45 | 02:54 | 3:51 | Interception | PIT 42 | 6     | 47  | -5  | 42  | 2   | PIT 17 | Touchdown    |  |
| 4        | 02:54 | 12:24 | 5:30 | Kickoff      | PIT 25 | 8     | 11  | 18  | 29  | 2   | CIN 46 | Punt         |  | 4       | 12:24 | 09:36 | 2:48 | Punt         | CIN 19 | 4     | 30  | 0   | 30  | 1   | CIN 49 | Punt         |  |
| 5        | 09:36 | 01:04 | 8:32 | Punt         | PIT 14 | 15    | 96  | -10 | 86  | 7   | CIN 4  | Touchdown    |  | 5       | 01:04 | 00:37 | 0:27 | Punt         | CIN 25 | 3     | 60  | 15  | 75  | 3   | PIT 34 | Touchdown    |  |
| 6        | 00:37 | 00:15 | 0:22 | Kickoff      | PIT 25 | 3     | 2   | 0   | 2   | 0   | PIT 27 | Punt         |  | 6       | 00:15 | 00:00 | 0:15 | Kickoff      | CIN 33 | 1     | -2  | -10 | -12 | 0   | CIN 23 | End Half     |  |
| 7        | 08:47 | 07:51 | 0:56 | Kickoff      | PIT 25 | 3     | 6   | 0   | 6   | 0   | PIT 31 | Interception |  | 7       | 15:00 | 08:47 | 6:13 | Kickoff      | CIN 20 | 10    | 70  | -15 | 55  | 4   | PIT 25 | Field Goal   |  |
| 8        | 06:18 | 04:22 | 1:56 | Kickoff      | PIT 24 | 7     | 37  | 15  | 52  | 3   | CIN 24 | Missed FG    |  | 8       | 07:51 | 06:18 | 1:33 | Interception | PIT 19 | 3     | 19  | 0   | 19  | 2   | PIT 9  | Touchdown    |  |
| 9        | 02:12 | 08:09 | 9:03 | Punt         | PIT 4  | 18    | 95  | -7  | 88  | 5   | CIN 8  | Field Goal   |  | 9       | 04:22 | 02:12 | 2:10 | Missed FG    | CIN 32 | 3     | 6   | 0   | 6   | 0   | CIN 38 | Punt         |  |
| 10       | 06:25 | 03:02 | 3:23 | Punt         | PIT 15 | 12    | 73  | 0   | 73  | 4   | CIN 11 | Downs        |  | 10      | 08:09 | 06:25 | 1:44 | Kickoff      | CIN 29 | 3     | 12  | -5  | 7   | 0   | CIN 36 | Punt         |  |
| 11       | 01:54 | 01:23 | 0:31 | Punt         | PIT 27 | 4     | 8   | 0   | 8   | 0   | PIT 35 | Downs        |  | 11      | 03:02 | 01:54 | 1:08 | Downs        | CIN 12 | 3     | 8   | 0   | 8   | 0   | CIN 20 | Punt         |  |
|          |       |       |      |              |        |       |     |     |     |     |        |              |  | 12      | 01:23 | 00:00 | 1:23 | Downs        | PIT 35 | 2     | -2  | 0   | -2  | 0   | PIT 36 | End Game     |  |

## WEEK 4: STEELERS 17, PACKERS 27

OCTOBER 3, 2021

| STEELERS |       |       |      |          |        |       |     |     |     |     |        |              |  | PACKERS |       |       |      |              |        |       |     |     |     |     |        |            |  |
|----------|-------|-------|------|----------|--------|-------|-----|-----|-----|-----|--------|--------------|--|---------|-------|-------|------|--------------|--------|-------|-----|-----|-----|-----|--------|------------|--|
| #        | RECD  | LOST  | POSS | OBTAINED | BEGAN  | PLAYS | YDS | PEN | NET | 1ST | ENDED  | GIVEN UP     |  | #       | RECD  | LOST  | POSS | OBTAINED     | BEGAN  | PLAYS | YDS | PEN | NET | 1ST | ENDED  | GIVEN UP   |  |
| 1        | 15:00 | 10:04 | 4:56 | Kickoff  | PIT 25 | 8     | 75  | 0   | 75  | 3   | GB 45  | Touchdown    |  | 1       | 10:04 | 04:10 | 5:54 | Kickoff      | GB 22  | 8     | 38  | 0   | 38  | 2   | PIT 40 | Punt       |  |
| 2        | 04:10 | 03:13 | 0:57 | Punt     | PIT 4  | 3     | 5   | 0   | 5   | 0   | PIT 9  | Punt         |  | 2       | 03:13 | 13:22 | 1:51 | Punt         | GB 36  | 13    | 64  | 0   | 64  | 5   | PIT 4  | Touchdown  |  |
| 3        | 13:22 | 12:28 | 0:54 | Kickoff  | PIT 25 | 3     | -2  | 0   | -2  | 0   | PIT 29 | Fumble       |  | 3       | 12:28 | 10:55 | 1:33 | Fumble       | PIT 23 | 4     | 33  | -10 | 23  | 1   | PIT 23 | Touchdown  |  |
| 4        | 10:55 | 05:41 | 5:14 | Kickoff  | PIT 25 | 10    | 51  | -10 | 41  | 3   | GB 34  | Field Goal   |  | 4       | 05:41 | 00:05 | 5:36 | Kickoff      | GB 16  | 13    | 71  | 5   | 76  | 5   | PIT 8  | Field Goal |  |
| 5        | 00:05 | 00:00 | 0:05 | Kickoff  |        | 0     | 0   | 0   | 0   | 0   |        | End Half     |  | 5       | 15:00 | 09:51 | 5:29 | Kickoff      | GB 25  | 12    | 58  | 6   | 64  | 4   | PIT 11 | Field Goal |  |
| 6        | 09:51 | 07:01 | 2:30 | Kickoff  | PIT 8  | 5     | 12  | 0   | 12  | 1   | PIT 20 | Punt         |  | 6       | 07:01 | 04:46 | 2:15 | Punt         | PIT 40 | 4     | 40  | 0   | 40  | 3   | PIT 1  | Touchdown  |  |
| 7        | 04:46 | 02:33 | 2:13 | Kickoff  | PIT 36 | 7     | 31  | 0   | 31  | 2   | GB 32  | Downs        |  | 7       | 02:33 | 01:41 | 0:52 | Downs        | GB 33  | 3     | 29  | 0   | 29  | 1   | PIT 39 | Fumble     |  |
| 8        | 01:41 | 14:14 | 2:27 | Fumble   | PIT 35 | 6     | 28  | -5  | 23  | 2   | GB 42  | Punt         |  | 8       | 14:14 | 12:35 | 1:39 | Punt         | GB 5   | 3     | 1   | 0   | 1   | 0   | GB 6   | Punt       |  |
| 9        | 12:35 | 10:05 | 2:30 | Punt     | PIT 37 | 7     | 18  | 0   | 18  | 1   | GB 47  | Downs        |  | 9       | 10:05 | 06:57 | 3:08 | Downs        | GB 45  | 7     | 20  | 0   | 20  | 1   | PIT 35 | Downs      |  |
| 10       | 06:57 | 04:04 | 2:53 | Downs    | PIT 35 | 8     | 60  | 5   | 65  | 5   | GB 1   | Touchdown    |  | 10      | 04:04 | 01:51 | 2:13 | Kickoff      | GB 25  | 6     | 15  | 0   | 15  | 1   | GB 40  | Punt       |  |
| 11       | 01:51 | 01:11 | 0:40 | Punt     | PIT 29 | 2     | 4   | 0   | 4   | 0   | PIT 33 | Interception |  | 11      | 01:11 | 00:00 | 1:11 | Interception | GB 42  | 2     | -2  | 0   | -2  | 0   | GB 41  | End Game   |  |

## WEEK 5: STEELERS 20, BRONCOS 19

OCTOBER 10, 2021

| STEELERS |       |       |      |              |        |       |     |     |     |     |        |            |            | BRONCOS |       |       |      |          |        |       |     |     |     |     |        |              |  |
|----------|-------|-------|------|--------------|--------|-------|-----|-----|-----|-----|--------|------------|------------|---------|-------|-------|------|----------|--------|-------|-----|-----|-----|-----|--------|--------------|--|
| #        | RECD  | LOST  | POSS | OBTAINED     | BEGAN  | PLAYS | YDS | PEN | NET | 1ST | ENDED  | GIVEN UP   |            | #       | RECD  | LOST  | POSS | OBTAINED | BEGAN  | PLAYS | YDS | PEN | NET | 1ST | ENDED  | GIVEN UP     |  |
| 1        | 15:00 | 12:02 | 2:58 | Kickoff      | PIT 15 | 6     | 85  | 0   | 85  | 2   | PIT 47 | Touchdown  |            | 1       | 12:02 | 09:55 | 2:07 | Kickoff  | DEN 25 | 3     | 11  | -5  | 6   | 0   | DEN 31 | Punt         |  |
| 2        | 09:55 | 03:57 | 5:58 | Punt         | PIT 17 | 10    | 28  | -5  | 23  | 3   | PIT 49 | Fumble     |            | 2       | 03:57 | 01:43 | 2:14 | Fumble   | PIT 29 | 4     | 8   | 0   | 8   | 0   | PIT 21 | Field Goal   |  |
| 3        | 01:43 | 12:42 | 0:41 | Kickoff      | PIT 25 | 9     | 45  | 0   | 45  | 3   | DEN 30 | Field Goal | Punt       | 3       | 12:42 | 11:44 | 0:58 | Kickoff  | DEN 22 | 3     | 8   | 0   | 8   | 0   | DEN 30 | Punt         |  |
| 4        | 11:44 | 10:04 | 1:40 | Punt         | PIT 9  | 3     | 8   | 0   | 8   | 0   | PIT 17 | Punt       | Field Goal | 4       | 10:04 | 05:47 | 4:17 | Punt     | DEN 40 | 7     | 54  | -5  | 49  | 1   | PIT 11 | Field Goal   |  |
| 5        | 05:47 | 02:12 | 3:35 | Kickoff      | PIT 25 | 6     | 63  | 12  | 75  | 3   | DEN 1  | Touchdown  |            | 5       | 02:12 | 01:31 | 0:41 | Kickoff  | DEN 25 | 5     | 26  | 0   | 26  | 2   | PIT 49 | Punt         |  |
| 6        | 01:31 | 00:00 | 1:31 | Punt         | PIT 10 | 4     | 19  | -5  | 14  | 1   | PIT 26 | End Half   |            | 6       | 15:00 | 09:57 | 5:03 | Kickoff  | DEN 15 | 8     | 38  | 0   | 38  | 3   | PIT 47 | Punt         |  |
| 7        | 09:57 | 02:41 | 7:16 | Punt         | PIT 14 | 14    | 81  | 5   | 86  | 5   | DEN 18 | Touchdown  |            | 7       | 02:41 | 10:15 | 7:26 | Kickoff  | DEN 25 | 14    | 85  | -10 | 75  | 5   | PIT 2  | Touchdown    |  |
| 8        | 10:15 | 07:40 | 2:35 | Kickoff      | PIT 18 | 3     | 14  | -10 | 4   | 0   | PIT 22 | Punt       | Field Goal | 8       | 07:40 | 05:46 | 1:54 | Punt     | DEN 28 | 5     | 72  | 0   | 72  | 3   | PIT 39 | Touchdown    |  |
| 9        | 05:46 | 02:29 | 3:17 | Kickoff      | PIT 25 | 7     | 49  | 0   | 49  | 2   | DEN 26 | Field Goal |            | 9       | 02:29 | 00:01 | 2:18 | Kickoff  | DEN 25 | 11    | 72  | 0   | 72  | 3   | PIT 3  | Interception |  |
| 10       | 00:00 | 00:00 | 0:01 | Interception | PIT 20 | 1     | -1  | -1  | -1  | 0   | PIT 20 | End Game   |            |         |       |       |      |          |        |       |     |     |     |     |        |              |  |

## WEEK 6: STEELERS 23, SEAHAWKS 20

OCTOBER 17, 2021

| STEELERS |       |       |      |          |        |       |     |     |     |     |        |            | SEAHAWKS |       |       |      |          |        |       |     |     |     |     |        |            |
|----------|-------|-------|------|----------|--------|-------|-----|-----|-----|-----|--------|------------|----------|-------|-------|------|----------|--------|-------|-----|-----|-----|-----|--------|------------|
| #        | RECD  | LOST  | POSS | OBTAINED | BEGAN  | PLAYS | YDS | PEN | NET | 1ST | ENDED  | GIVEN UP   | #        | RECD  | LOST  | POSS | OBTAINED | BEGAN  | PLAYS | YDS | PEN | NET | 1ST | ENDED  | GIVEN UP   |
| 1        | 15:00 | 12:19 | 2:41 | Kickoff  | PIT 37 | 3     | 13  | -5  | 8   | 0   | PIT 45 | Punt       | 1        | 12:19 | 10:14 | 2:05 | Punt     | SEA 10 | 3     | 8   | 0   | 8   | 0   | SEA 18 | Punt       |
| 2        | 10:14 | 08:04 | 2:10 | Punt     | PIT 31 | 5     | 18  | 0   | 18  | 1   | PIT 49 | Punt       | 2        | 08:04 | 04:55 | 3:09 | Punt     | SEA 16 | 7     | 51  | -10 | 41  | 2   | PIT 43 | Punt       |
| 3        | 04:55 | 00:35 | 4:20 | Punt     | PIT 20 | 6     | 25  | -10 | 15  | 1   | PIT 35 | Punt       | 3        | 00:35 | 14:11 | 1:24 | Punt     | SEA 21 | 3     | 9   | 0   | 9   | 0   | SEA 30 | Punt       |
| 4        | 14:11 | 10:01 | 4:10 | Punt     | PIT 46 | 8     | 54  | 0   | 54  | 4   | SEA 5  | Touchdown  | 4        | 10:01 | 08:03 | 1:58 | Kickoff  | SEA 31 | 4     | 6   | 0   | 6   | 1   | SEA 37 | Punt       |
| 5        | 08:03 | 01:04 | 6:59 | Punt     | PIT 16 | 14    | 64  | 20  | 84  | 7   | SEA 1  | Touchdown  | 5        | 01:04 | 00:36 | 0:28 | Kickoff  | SEA 25 | 3     | -8  | 0   | -8  | 0   | SEA 17 | Punt       |
| 6        | 00:36 | 00:11 | 0:25 | Punt     | PIT 41 | 3     | 3   | 0   | 3   | 0   | PIT 44 | Punt       | 6        | 00:11 | 00:00 | 0:11 | Punt     | SEA 20 | 1     | -1  | 0   | -1  | 0   | SEA 20 | End Half   |
| 7        | 09:55 | 05:46 | 4:09 | Kickoff  | PIT 25 | 9     | 76  | -10 | 66  | 3   | SEA 9  | Field Goal | 7        | 15:00 | 09:55 | 5:05 | Kickoff  | SEA 25 | 10    | 72  | 3   | 75  | 6   | PIT 2  | Touchdown  |
| 8        | 03:02 | 01:25 | 1:37 | Kickoff  | PIT 23 | 3     | 3   | 0   | 3   | 0   | PIT 26 | Punt       | 8        | 05:46 | 03:02 | 2:44 | Kickoff  | SEA 40 | 6     | 60  | 0   | 60  | 3   | PIT 1  | Touchdown  |
| 9        | 12:59 | 11:32 | 1:27 | Kickoff  | PIT 17 | 3     | 18  | 0   | 18  | 2   | PIT 38 | Fumble     | 9        | 01:25 | 12:59 | 3:26 | Punt     | SEA 42 | 8     | 36  | 0   | 36  | 2   | PIT 22 | Field Goal |
| 10       | 09:45 | 07:29 | 2:16 | Punt     | PIT 20 | 5     | 15  | 0   | 15  | 1   | PIT 35 | Punt       | 10       | 11:32 | 09:45 | 1:47 | Fumble   | PIT 35 | 3     | 6   | -10 | -4  | 0   | PIT 39 | Punt       |
| 11       | 05:19 | 01:30 | 3:49 | Punt     | PIT 26 | 9     | 50  | -10 | 40  | 3   | SEA 34 | Field Goal | 11       | 07:29 | 05:19 | 2:10 | Punt     | SEA 18 | 3     | 5   | 0   | 5   | 0   | SEA 23 | Punt       |
| 12       | 06:31 | 04:27 | 2:04 | Punt     | PIT 20 | 3     | 9   | 0   | 9   | 0   | PIT 29 | Punt       | 12       | 01:30 | 00:00 | 1:30 | Kickoff  | SEA 25 | 9     | 50  | 0   | 50  | 3   | PIT 25 | Field Goal |
| 13       | 04:16 | 02:50 | 1:26 | Fumble   | SEA 16 | 3     | -3  | 0   | -3  | 0   | SEA 19 | Field Goal | 13       | 10:00 | 06:31 | 3:29 | Kickoff  | SEA 27 | 5     | 15  | 0   | 15  | 1   | SEA 42 | Punt       |
|          |       |       |      |          |        |       |     |     |     |     |        |            | 14       | 04:27 | 04:16 | 0:11 | Punt     | SEA 15 | 1     | 0   | 0   | 0   | 0   | SEA 15 | Fumble     |

## WEEK 8: STEELERS 15, BROWNS 10

OCTOBER 31, 2021

| STEELERS |       |       |      |          |        |       |     |     |     |     |        |            | BROWNS |       |       |      |          |        |       |     |     |     |     |        |            |
|----------|-------|-------|------|----------|--------|-------|-----|-----|-----|-----|--------|------------|--------|-------|-------|------|----------|--------|-------|-----|-----|-----|-----|--------|------------|
| #        | RECD  | LOST  | POSS | OBTAINED | BEGAN  | PLAYS | YDS | PEN | NET | 1ST | ENDED  | GIVEN UP   | #      | RECD  | LOST  | POSS | OBTAINED | BEGAN  | PLAYS | YDS | PEN | NET | 1ST | ENDED  | GIVEN UP   |
| 1        | 08:09 | 04:19 | 3:50 | Kickoff  | PIT 25 | 7     | 27  | 5   | 22  | 2   | PIT 47 | Punt       | 1      | 15:00 | 08:09 | 6:51 | Kickoff  | CLE 25 | 13    | 63  | 0   | 63  | 4   | PIT 12 | Field Goal |
| 2        | 14:54 | 09:18 | 5:36 | Downs    | PIT 40 | 10    | 57  | -10 | 47  | 2   | CLE 13 | Field Goal | 2      | 04:19 | 14:54 | 4:25 | Punt     | CLE 15 | 8     | 50  | -5  | 45  | 2   | PIT 39 | Downs      |
| 3        | 08:30 | 07:16 | 1:14 | Punt     | PIT 23 | 3     | 0   | 0   | 0   | 0   | PIT 23 | Punt       | 3      | 09:18 | 08:30 | 0:48 | Kickoff  | CLE 25 | 3     | 0   | 0   | 0   | 0   | CLE 25 | Punt       |
| 4        | 06:07 | 03:28 | 4:29 | Punt     | PIT 37 | 12    | 53  | 0   | 53  | 4   | CLE 10 | Downs      | 4      | 07:16 | 06:07 | 1:09 | Punt     | CLE 22 | 3     | -5  | 0   | -5  | 0   | CLE 17 | Punt       |
| 5        | 00:21 | 00:00 | 0:21 | Punt     | PIT 35 | 1     | 0   | 0   | 0   | 0   | PIT 35 | End Half   | 5      | 01:38 | 00:21 | 1:17 | Downs    | CLE 10 | 5     | 24  | 0   | 24  | 1   | CLE 34 | Punt       |
| 6        | 15:00 | 13:55 | 1:05 | Kickoff  | PIT 27 | 3     | 5   | 0   | 5   | 0   | PIT 32 | Punt       | 6      | 13:55 | 09:36 | 4:19 | Punt     | CLE 14 | 8     | 81  | 5   | 86  | 6   | PIT 10 | Touchdown  |
| 7        | 09:36 | 03:39 | 5:57 | Kickoff  | PIT 22 | 12    | 78  | 0   | 78  | 5   | CLE 8  | Touchdown  | 7      | 03:39 | 01:42 | 1:57 | Punt     | CLE 40 | 3     | 9   | -5  | 4   | 0   | CLE 44 | Punt       |
| 8        | 01:42 | 11:04 | 5:38 | Punt     | PIT 17 | 13    | 88  | -5  | 83  | 7   | CLE 2  | Touchdown  | 8      | 11:04 | 06:04 | 5:00 | Kickoff  | CLE 20 | 8     | 59  | 0   | 59  | 3   | PIT 32 | Fumble     |
| 9        | 06:04 | 04:22 | 1:42 | Fumble   | PIT 20 | 3     | 8   | -5  | 3   | 0   | PIT 23 | Punt       | 9      | 04:22 | 01:53 | 2:29 | Punt     | CLE 39 | 8     | 25  | 10  | 35  | 3   | PIT 26 | Downs      |
| 10       | 01:53 | 00:00 | 1:53 | Downs    | PIT 26 | 6     | 54  | -5  | 49  | 1   | CLE 25 | Downs      |        |       |       |      |          |        |       |     |     |     |     |        |            |

## WEEK 9: STEELERS 29, BEARS 27

NOVEMBER 8, 2021

| STEELERS |       |       |      |              |        |       |     |     |     |     |        |            | BEARS |       |       |      |          |        |       |     |     |     |     |        |              |
|----------|-------|-------|------|--------------|--------|-------|-----|-----|-----|-----|--------|------------|-------|-------|-------|------|----------|--------|-------|-----|-----|-----|-----|--------|--------------|
| #        | RECD  | LOST  | POSS | OBTAINED     | BEGAN  | PLAYS | YDS | PEN | NET | 1ST | ENDED  | GIVEN UP   | #     | RECD  | LOST  | POSS | OBTAINED | BEGAN  | PLAYS | YDS | PEN | NET | 1ST | ENDED  | GIVEN UP     |
| 1        | 13:02 | 09:42 | 3:20 | Punt         | PIT 41 | 6     | 54  | 5   | 59  | 4   | CHI 10 | Touchdown  | 1     | 15:00 | 13:02 | 1:58 | Kickoff  | CHI 22 | 3     | 8   | 0   | 8   | 0   | CHI 30 | Punt         |
| 2        | 07:40 | 04:29 | 3:11 | Punt         | PIT 42 | 6     | 31  | 0   | 8   | 1   | PIT 48 | Punt       | 2     | 09:42 | 07:40 | 2:02 | Kickoff  | CHI 11 | 3     | 14  | -10 | 4   | 0   | CHI 15 | Punt         |
| 3        | 02:03 | 13:22 | 3:41 | Interception | CHI 36 | 9     | 8   | 5   | 36  | 3   | CHI 4  | Touchdown  | 3     | 04:29 | 02:03 | 2:26 | Punt     | CHI 12 | 5     | 30  | 0   | 30  | 2   | CHI 42 | Interception |
| 4        | 11:49 | 09:12 | 2:37 | Punt         | PIT 17 | 4     | 12  | -9  | 3   | 0   | PIT 20 | Punt       | 4     | 13:22 | 11:49 | 1:33 | Kickoff  | CHI 25 | 3     | 7   | 0   | 7   | 0   | CHI 32 | Punt         |
| 5        | 06:44 | 04:47 | 1:57 | Punt         | PIT 9  | 3     | 9   | 0   | 9   | 0   | PIT 18 | Punt       | 5     | 09:12 | 06:44 | 2:28 | Punt     | CHI 48 | 4     | 17  | -5  | 12  | 1   | PIT 40 | Punt         |
| 6        | 00:15 | 00:00 | 0:15 | Kickoff      | PIT 25 | 1     | -1  | 0   | -1  | 0   | PIT 25 | End Half   | 6     | 04:47 | 00:15 | 4:32 | Punt     | CHI 36 | 12    | 51  | 1   | 52  | 3   | PIT 12 | Field Goal   |
| 7        | 15:00 | 12:42 | 2:18 | Kickoff      | PIT 30 | 3     | 7   | 15  | 22  | 1   | CHI 48 | Punt       | 7     | 12:42 | 07:43 | 4:59 | Punt     | CHI 7  | 10    | 104 | -15 | 89  | 4   | PIT 4  | Field Goal   |
| 8        | 07:43 | 02:08 | 5:35 | Kickoff      | PIT 25 | 9     | 75  | 0   | 75  | 4   | CHI 10 | Touchdown  | 8     | 02:08 | 14:17 | 2:51 | Kickoff  | CHI 18 | 6     | 82  | 0   | 82  | 4   | PIT 15 | Touchdown    |
| 9        | 14:17 | 11:54 | 2:23 | Kickoff      | PIT 25 | 4     | 9   | 30  | 39  | 1   | CHI 36 | Field Goal | 9     | 11:54 | 11:47 | 0:07 | Kickoff  | 0      | 0     | 0   | 0   | 0   | 0   | Fumble |              |
| 10       | 11:47 | 07:58 | 3:49 | Fumble       | CHI 42 | 6     | -2  | 5   | 3   | 1   | CHI 39 | Punt       | 10    | 07:58 | 06:31 | 1:27 | Punt     | CHI 20 | 3     | 3   | 0   | 3   | 0   | CHI 23 | Punt         |
| 11       | 06:31 | 02:52 | 3:39 | Kickoff      | PIT 25 | 11    | 26  | 15  | 41  | 3   | CHI 34 | Field Goal | 11    | 02:52 | 01:46 | 1:06 | Kickoff  | CHI 25 | 7     | 75  | 0   | 75  | 3   | PIT 16 | Touchdown    |
| 12       | 01:46 | 00:26 | 1:20 | Kickoff      | PIT 25 | 7     | 52  | 0   | 52  | 2   | CHI 23 | Field Goal | 12    | 00:26 | 00:00 | 0:26 | Kickoff  | CHI 25 | 5     | 23  | 5   | 28  | 3   | PIT 47 | Missed FG    |

## WEEK 12: STEELERS 16, LIONS 16

NOVEMBER 14, 2021

| STEELERS |       |       |      |           |        |       |     |     |     |     |        |              | LIONS |       |       |      |              |        |       |     |     |     |     |        |            |
|----------|-------|-------|------|-----------|--------|-------|-----|-----|-----|-----|--------|--------------|-------|-------|-------|------|--------------|--------|-------|-----|-----|-----|-----|--------|------------|
| #        | RECD  | LOST  | POSS | OBTAINED  | BEGAN  | PLAYS | YDS | PEN | NET | 1ST | ENDED  | GIVEN UP     | #     | RECD  | LOST  | POSS | OBTAINED     | BEGAN  | PLAYS | YDS | PEN | NET | 1ST | ENDED  | GIVEN UP   |
| 1        | 15:00 | 09:40 | 5:20 | Kickoff   | PIT 17 | 10    | 54  | 29  | 83  | 5   | DET 9  | Touchdown    | 1     | 09:40 | 08:01 | 1:39 | Kickoff      | DET 16 | 3     | 10  | -5  | 5   | 0   | DET 21 | Punt       |
| 2        | 08:01 | 06:37 | 1:24 | Punt      | PIT 40 | 3     | 6   | 0   | 6   | 0   | PIT 46 | Punt         | 2     | 06:37 | 04:27 | 2:10 | Punt         | DET 15 | 3     | 9   | 0   | 9   | 0   | DET 24 | Punt       |
| 3        | 04:27 | 01:39 | 2:48 | Punt      | PIT 28 | 6     | 27  | 0   | 27  | 2   | DET 45 | Interception | 3     | 01:39 | 00:20 | 1:19 | Interception | DET 48 | 3     | 0   | 0   | 0   | 0   | DET 48 | Punt       |
| 4        | 00:20 | 14:11 | 1:09 | Punt      | PIT 20 | 3     | 6   | 0   | 6   | 0   | PIT 26 | Punt         | 4     | 14:11 | 12:43 | 1:28 | Punt         | PIT 39 | 3     | 39  | 0   | 39  | 2   | PIT 28 | Touchdown  |
| 5        | 12:43 | 04:22 | 8:21 | Kickoff   | PIT 25 | 13    | 78  | -15 | 73  | 4   | DET 2  | Field Goal   | 5     | 04:22 | 00:00 | 4:22 | Kickoff      | PIT 31 | 12    | 67  | 0   | 67  | 3   | PIT 2  | Field Goal |
| 6        | 12:09 | 08:26 | 3:43 | Kickoff   | PIT 26 | 13    | 54  | 15  | 69  | 4   | DET 5  | Field Goal   | 6     | 15:00 | 12:09 | 2:51 | Kickoff      | DET 15 | 6     | 85  | 0   | 85  | 4   | PIT 42 | Touchdown  |
| 7        | 04:32 | 01:48 | 2:44 | Punt      | PIT 20 | 6     | 21  | 0   | 21  | 1   | PIT 41 | Punt         | 7     | 08:26 | 04:32 | 3:54 | Kickoff      | DET 33 | 6     | 28  | 0   | 28  | 1   | PIT 39 | Punt       |
| 8        | 14:52 | 11:31 | 3:21 | Punt      |        | 6     | 27  | -10 | 17  | 1   | DET 33 | Field Goal   | 8     | 01:48 | 14:52 | 1:56 | Punt         | DET 18 | 3     | 0   | -5  | -5  | 0   | DET 13 | Punt       |
| 9        | 07:09 | 04:27 | 2:42 | Punt      | PIT 29 | 5     | 19  | 0   | 19  | 1   | PIT 48 | Punt         | 9     | 11:31 | 07:09 | 4:22 | Kickoff      | DET 25 | 7     | 6   | 4   | 10  | 1   | DET 35 | Punt       |
| 10       | 03:22 | 02:22 | 1:00 | Punt      | DET 48 | 3     | 3   | 0   | 3   | 0   | DET 45 | Punt         | 10    | 04:27 | 03:22 | 1:05 | Punt         | DET 13 | 3     | -11 | 0   | -11 | 0   | DET 2  | Punt       |
| 11       | 00:19 | 00:00 | 0:19 | Punt      | PIT 22 | 1     | -1  | 0   | -1  | 0   | PIT 22 | End Half     | 11    | 02:22 | 00:19 | 2:03 | Punt         | DET 20 | 8     | 25  | 0   | 25  | 2   | DET 45 | Punt       |
| 12       | 07:32 | 06:42 | 0:50 | Punt      | PIT 17 | 2     | 38  | 0   | 38  | 0   | PIT 19 | Fumble       | 12    | 10:00 | 07:32 | 2:28 | Kickoff      | DET 26 | 4     | 24  | 0   | 24  | 1   | PIT 41 | Punt       |
| 13       | 04:03 | 02:25 | 1:38 | Missed FG | PIT 38 | 3     | -15 | 0   | -15 | 0   | PIT 23 | Punt         | 13    | 06:42 | 04:03 | 2:39 | Fumble       | DET 45 | 5     | 15  | 10  | 25  | 2   | PIT 30 | Missed FG  |
| 14       | 01:37 | 00:08 | 1:29 | Punt      | PIT 11 | 10    | 51  | 0   | 51  | 4   | DET 39 | Fumble       | 14    | 02:25 | 01:37 | 0:48 | Punt         | DET 45 | 3     | -13 | 0   | -13 | 0   | DET 32 | Punt       |
|          |       |       |      |           |        |       |     |     |     |     |        |              | 15    | 00:08 | 00:00 | 0:08 | Fumble       | DET 38 | 1     | 22  | 0   | 22  | 1   | DET 38 | End Game   |

## WEEK 11: STEELERS 37, CHARGERS 41

## WEEK 12: STEELERS 10, BENGALS 41

NOVEMBER 28, 2021

| STEELERS |       |       |      |              |        |       |     |     |     |     |        |              | BENGALS |       |       |      |              |        |       |     |     |     |     |        |              |
|----------|-------|-------|------|--------------|--------|-------|-----|-----|-----|-----|--------|--------------|---------|-------|-------|------|--------------|--------|-------|-----|-----|-----|-----|--------|--------------|
| #        | RECD  | LOST  | POSS | OBTAINED     | BEGAN  | PLAYS | YDS | PEN | NET | 1ST | ENDED  | GIVEN UP     | #       | RECD  | LOST  | POSS | OBTAINED     | BEGAN  | PLAYS | YDS | PEN | NET | 1ST | ENDED  | GIVEN UP     |
| 1        | 09:29 | 07:56 | 1:33 | Kickoff      | PIT 23 | 3     | 14  | 0   | 14  | 1   | PIT 37 | Interception | 1       | 15:00 | 09:29 | 5:31 | Kickoff      | CIN 25 | 10    | 71  | 4   | 75  | 5   | PIT 8  | Touchdown    |
| 2        | 06:01 | 02:17 | 3:44 | Kickoff      | PIT 25 | 8     | 53  | 0   | 53  | 2   | CIN 22 | Field Goal   | 2       | 07:56 | 06:01 | 1:55 | Interception | PIT 5  | 4     | -8  | 0   | -8  | 0   | PIT 13 | Field Goal   |
| 3        | 14:15 | 10:18 | 3:57 | Kickoff      | PIT 25 | 7     | 28  | 0   | 28  | 2   | CIN 47 | Punt         | 3       | 02:17 | 14:15 | 3:02 | Kickoff      | CIN 25 | 6     | 75  | 0   | 75  | 4   | PIT 32 | Touchdown    |
| 4        | 02:43 | 01:48 | 0:55 | Kickoff      | PIT 25 | 3     | 9   | 0   | 9   | 0   | PIT 34 | Punt         | 4       | 10:18 | 02:43 | 7:35 | Punt         | CIN 16 | 14    | 78  | 6   | 84  | 6   | PIT 1  | Touchdown    |
| 5        | 00:37 | 00:30 | 0:07 | Interception | PIT 21 | 1     | 0   | 0   | 0   | 0   | PIT 21 | Interception | 5       | 01:48 | 00:37 | 1:11 | Punt         | CIN 29 | 6     | 45  | -10 | 35  | 3   | PIT 36 | Interception |
| 6        | 00:30 | 00:00 | 0:30 | Kickoff      | PIT 30 | 2     | -9  | 0   | -9  | 0   | PIT 30 | End Half     | 6       | 12:11 | 08:27 | 3:44 | Punt         | CIN 33 | 5     | 8   | 0   | 8   | 1   | CIN 41 | Punt         |
| 7        | 15:00 | 12:11 | 2:49 | Kickoff      | PIT 25 | 6     | 17  | 0   | 17  | 1   | PIT 42 | Punt         | 7       | 06:23 | 02:35 | 3:48 | Punt         | PIT 45 | 8     | 12  | 0   | 12  | 1   | PIT 33 | Field Goal   |
| 8        | 08:27 | 06:23 | 2:04 | Punt         | PIT 18 | 5     | 27  | 0   | 27  | 2   | PIT 45 | Fumble       | 8       | 01:07 | 13:10 | 2:57 | Punt         | CIN 35 | 5     | 65  | 0   | 65  | 4   | PIT 1  | Touchdown    |
| 9        | 02:35 | 01:07 | 1:28 | Kickoff      | PIT 25 | 3     | 2   | 0   | 2   | 0   | PIT 27 | Punt         | 9       | 10:36 | 06:11 | 4:25 | Punt         | CIN 7  | 6     | 23  | -3  | 20  | 1   | CIN 27 | Punt         |
| 10       | 13:10 | 10:36 | 2:34 | Kickoff      | PIT 23 | 6     | 43  | -15 | 28  | 1   | CIN 49 | Punt         | 10      | 02:59 | 01:47 | 1:12 | Kickoff      | CIN 10 | 3     | 1   | 0   | 1   | 0   | CIN 11 | Punt         |
| 11       | 06:11 | 02:59 | 3:12 | Punt         | PIT 31 | 9     | 69  | 0   | 69  | 4   | CIN 15 | Touchdown    |         |       |       |      |              |        |       |     |     |     |     |        |              |
| 12       | 01:47 | 00:00 | 1:47 | Punt         | PIT 36 | 7     | 48  | 0   | 48  | 3   | CIN 27 | End Game     |         |       |       |      |              |        |       |     |     |     |     |        |              |

## WEEK 13: STEELERS 20, RAVENS 19

DECEMBER 5, 2021

| STEELERS |       |       |      |              |        |       |     |     |     |     |        |            | RAVENS |       |       |       |          |        |       |     |     |     |     |        |              |
|----------|-------|-------|------|--------------|--------|-------|-----|-----|-----|-----|--------|------------|--------|-------|-------|-------|----------|--------|-------|-----|-----|-----|-----|--------|--------------|
| #        | RECD  | LOST  | POSS | OBTAINED     | BEGAN  | PLAYS | YDS | PEN | NET | 1ST | ENDED  | GIVEN UP   | #      | RECD  | LOST  | POSS  | OBTAINED | BEGAN  | PLAYS | YDS | PEN | NET | 1ST | ENDED  | GIVEN UP     |
| 1        | 08:30 | 06:55 | 1:35 | Interception | PIT 20 | 3     | 9   | 0   | 9   | 0   | PIT 29 | Punt       | 1      | 15:00 | 08:30 | 6:30  | Kickoff  | BAL 25 | 11    | 75  | -10 | 65  | 4   | PIT 10 | Interception |
| 2        | 05:17 | 04:04 | 1:13 | Punt         | PIT 27 | 3     | 8   | 0   | 8   | 0   | PIT 35 | Punt       | 2      | 06:55 | 05:17 | 1:38  | Punt     | BAL 33 | 3     | -1  | 0   | -1  | 0   | PIT 32 | Punt         |
| 3        | 08:37 | 06:16 | 2:21 | Kickoff      | PIT 18 | 4     | 24  | 0   | 24  | 1   | PIT 42 | Punt       | 3      | 04:04 | 08:37 | 10:27 | Punt     | BAL 1  | 16    | 94  | 5   | 99  | 7   | PAL 3  | Touchdown    |
| 4        | 01:48 | 00:27 | 1:21 | Punt         | PIT 13 | 9     | 52  | 0   | 52  | 3   | BAL 35 | Field Goal | 4      | 06:16 | 01:48 | 4:28  | Punt     | BAL 27 | 6     | 15  | 5   | 20  | 2   | BAL 47 | Punt         |
| 5        | 15:00 | 12:44 | 2:16 | Kickoff      | PIT 10 | 6     | 11  | -10 | 1   | 1   | PIT 11 | Punt       | 5      | 00:27 | 00:00 | 0:27  | Kickoff  | BAL 25 | 3     | 8   | -10 | -2  | 0   | BAL 23 | End Half     |
| 6        | 07:24 | 03:36 | 3:48 | Kickoff      | PIT 20 | 8     | 31  | 0   | 31  | 2   | BAL 49 | Punt       | 6      | 12:44 | 07:24 | 5:20  | Punt     | BAL 42 | 10    | 46  | -5  | 41  | 3   | PIT 17 | Field Goal   |
| 7        | 00:39 | 14:01 | 1:38 | Punt         | PIT 22 | 4     | 78  | 0   | 78  | 2   | BAL 29 | Touchdown  | 7      | 03:36 | 00:39 | 2:57  | Punt     | BAL 24 | 6     | 19  | -5  | 14  | 1   | BAL 38 | Punt         |
| 8        | 11:51 | 07:18 | 4:33 | Kickoff      | PIT 25 | 10    | 50  | 0   | 50  | 3   | BAL 25 | Field Goal | 8      | 14:01 | 11:51 | 2:10  | Kickoff  | BAL 38 | 5     | 10  | 41  | 51  | 1   | PIT 11 | Field Goal   |
| 9        | 06:21 | 01:48 | 4:33 | Punt         | PIT 31 | 11    | 59  | 10  | 69  | 5   | BAL 5  | Touchdown  | 9      | 07:18 | 06:21 | 0:57  | Kickoff  | BAL 25 | 3     | -5  | 0   | -5  | 0   | BAL 20 | Punt         |
| 10       | 00:12 | 00:00 | 0:12 | Kickoff      | BAL 45 | 1     | -1  | 0   | -1  | 0   | BAL 45 | End Game   | 10     | 01:48 | 00:12 | 1:36  | Kickoff  | BAL 40 | 8     | 65  | -5  | 60  | 4   | PIT 6  | Touchdown    |

## WEEK 14: STEELERS 28, VIKINGS 36

DECEMBER 9, 2021

| STEELERS |       |       |      |              |        |       |     |     |     |     |        |              | VIKINGS |       |       |      |              |        |       |     |     |     |     |        |              |
|----------|-------|-------|------|--------------|--------|-------|-----|-----|-----|-----|--------|--------------|---------|-------|-------|------|--------------|--------|-------|-----|-----|-----|-----|--------|--------------|
| #        | RECD  | LOST  | POSS | OBTAINED     | BEGAN  | PLAYS | YDS | PEN | NET | 1ST | ENDED  | GIVEN UP     | #       | RECD  | LOST  | POSS | OBTAINED     | BEGAN  | PLAYS | YDS | PEN | NET | 1ST | ENDED  | GIVEN UP     |
| 1        | 11:43 | 05:32 | 6:11 | Missed FG    | PIT 43 | 11    | 36  | -10 | 26  | 3   | MIN 31 | Missed FG    | 1       | 15:00 | 11:43 | 3:17 | Kickoff      | MIN 25 | 7     | 45  | -5  | 40  | 2   | PIT 35 | Missed FG    |
| 2        | 03:31 | 01:45 | 1:46 | Kickoff      | PIT 25 | 3     | 8   | 0   | 8   | 0   | PIT 33 | Punt         | 2       | 05:32 | 03:31 | 2:01 | Missed FG    | MIN 39 | 5     | 61  | 0   | 61  | 3   | PIT 14 | Touchdown    |
| 3        | 14:43 | 13:01 | 1:42 | Kickoff      | PIT 25 | 3     | -6  | 0   | -6  | 0   | PIT 19 | Punt         | 3       | 01:45 | 14:43 | 2:02 | Punt         | MIN 43 | 7     | 37  | 0   | 37  | 2   | PIT 20 | Field Goal   |
| 4        | 09:55 | 07:39 | 2:16 | Kickoff      | PIT 19 | 3     | -4  | -4  | 0   | 0   | PIT 15 | Punt         | 4       | 13:01 | 09:55 | 3:06 | Punt         | MIN 22 | 5     | 88  | -10 | 78  | 4   | PIT 29 | Touchdown    |
| 5        | 02:20 | 01:35 | 0:45 | Kickoff      | PIT 25 | 5     | 9   | 5   | 14  | 1   | PIT 39 | Punt         | 5       | 07:39 | 02:20 | 5:19 | Punt         | MIN 40 | 12    | 60  | 0   | 60  | 4   | PIT 7  | Touchdown    |
| 6        | 00:44 | 00:00 | 0:44 | Punt         | PIT 33 | 2     | 23  | -5  | 18  | 1   | PIT 34 | End Half     | 6       | 01:35 | 00:44 | 0:51 | Punt         | MIN 12 | 3     | 9   | 0   | 9   | 0   | MIN 21 | Punt         |
| 7        | 15:00 | 12:25 | 2:35 | Kickoff      | PIT 12 | 3     | -4  | -4  | 0   | 0   | PIT 8  | Punt         | 7       | 12:25 | 09:36 | 2:49 | Punt         | PIT 34 | 7     | 10  | 0   | 10  | 1   | PIT 24 | Field Goal   |
| 8        | 09:36 | 08:22 | 1:14 | Kickoff      | PIT 15 | 3     | 27  | 0   | 27  | 1   | PIT 42 | Interception | 8       | 08:22 | 06:15 | 2:07 | Interception | PIT 30 | 6     | 18  | 5   | 23  | 2   | PIT 7  | Field Goal   |
| 9        | 06:15 | 02:11 | 4:04 | Kickoff      | PIT 25 | 10    | 65  | 10  | 75  | 5   | MIN 3  | Touchdown    | 9       | 02:11 | 02:03 | 0:08 | Kickoff      | MIN 25 | 1     | 0   | 0   | 0   | 0   | MIN 25 | Interception |
| 10       | 02:03 | 14:49 | 2:14 | Interception | MIN 42 | 7     | 30  | 12  | 42  | 4   | MIN 1  | Touchdown    | 10      | 14:49 | 13:17 | 1:32 | Kickoff      | MIN 25 | 3     | 3   | 0   | 3   | 0   | MIN 28 | Punt         |
| 11       | 13:17 | 12:11 | 1:06 | Punt         | PIT 31 | 3     | 69  | 0   | 69  | 2   | MIN 30 | Touchdown    | 11      | 12:11 | 10:51 | 1:20 | Kickoff      | MIN 25 | 3     | 75  | 0   | 75  | 2   | MIN 38 | Touchdown    |
| 12       | 10:51 | 08:56 | 1:55 | Kickoff      | PIT 25 | 3     | 7   | -5  | 2   | 0   | PIT 27 | Punt         | 12      | 08:56 | 04:58 | 3:58 | Punt         | MIN 39 | 6     | 22  | 0   | 22  | 1   | PIT 39 | Interception |
| 13       | 04:58 | 04:14 | 0:44 | Interception | MIN 21 | 2     | 21  | 0   | 21  | 1   | MIN 15 | Touchdown    | 13      | 04:14 | 02:16 | 1:58 | Kickoff      | MIN 25 | 6     | 30  | -10 | 20  | 1   | MIN 45 | Punt         |
| 14       | 02:16 | 00:00 | 2:16 | Punt         | PIT 4  | 12    | 94  | -10 | 84  | 4   | MIN 12 | End Game     |         |       |       |      |              |        |       |     |     |     |     |        |              |

## WEEK 15: STEELERS 19, TITANS 13

DECEMBER 19, 2021

| STEELERS |       |       |      |              |        |       |     |     |     |     |        |            | TITANS |       |       |       |          |        |       |     |     |     |     |        |              |
|----------|-------|-------|------|--------------|--------|-------|-----|-----|-----|-----|--------|------------|--------|-------|-------|-------|----------|--------|-------|-----|-----|-----|-----|--------|--------------|
| #        | RECD  | LOST  | POSS | OBTAINED     | BEGAN  | PLAYS | YDS | PEN | NET | 1ST | ENDED  | GIVEN UP   | #      | RECD  | LOST  | POSS  | OBTAINED | BEGAN  | PLAYS | YDS | PEN | NET | 1ST | ENDED  | GIVEN UP     |
| 1        | 15:00 | 13:23 | 1:37 | Kickoff      | PIT 25 | 4     | 18  | 0   | 18  | 1   | PIT 43 | Punt       | 1      | 13:23 | 11:16 | 2:07  | Punt     | TEN 30 | 3     | 2   | 0   | 2   | 0   | TEN 32 | Punt         |
| 2        | 11:16 | 10:10 | 1:06 | Punt         | PIT 35 | 3     | 4   | 0   | 4   | 0   | PIT 39 | Punt       | 2      | 10:10 | 07:41 | 2:29  | Punt     | PIT 25 | 6     | 25  | 0   | 25  | 3   | PIT 1  | Touchdown    |
| 3        | 07:41 | 06:07 | 1:34 | Kickoff      | PIT 25 | 3     | -4  | 0   | -4  | 0   | PIT 21 | Punt       | 3      | 06:07 | 01:13 | 4:54  | Punt     | TEN 47 | 11    | 40  | 5   | 45  | 3   | PIT 8  | Field Goal   |
| 4        | 01:13 | 14:18 | 1:55 | Kickoff      | PIT 28 | 4     | 22  | -5  | 17  | 1   | PIT 45 | Punt       | 4      | 14:18 | 12:46 | 1:32  | Punt     | TEN 15 | 3     | 13  | 0   | 13  | 0   | TEN 20 | Fumble       |
| 5        | 12:46 | 10:35 | 2:11 | Fumble       | TEN 36 | 5     | 23  | -5  | 18  | 1   | TEN 18 | Field Goal | 5      | 10:35 | 00:18 | 10:17 | Kickoff  | TEN 22 | 19    | 79  | -15 | 64  | 6   | PIT 14 | Field Goal   |
| 6        | 00:18 | 00:00 | 0:18 | Kickoff      | PIT 22 | 4     | 40  | 0   | 40  | 2   | TEN 38 | Missed FG  | 6      | 15:00 | 11:26 | 3:34  | Kickoff  | TEN 25 | 5     | 24  | 0   | 24  | 1   | TEN 49 | Punt         |
| 7        | 11:26 | 10:10 | 1:16 | Punt         | PIT 23 | 3     | -4  | -5  | 1   | 0   | PIT 24 | Punt       | 7      | 10:10 | 07:07 | 3:03  | Punt     | TEN 20 | 5     | 0   | 0   | 0   | 1   | TEN 20 | Punt         |
| 8        | 07:07 | 03:08 | 3:59 | Punt         | PIT 37 | 8     | 39  | 24  | 63  | 5   | TEN 1  | Touchdown  | 8      | 03:08 | 00:50 | 2:18  | Kickoff  | TEN 25 | 6     | 16  | 0   | 16  | 1   | TEN 42 | Fumble       |
| 9        | 00:50 | 13:24 | 2:26 | Fumble       | TEN 41 | 7     | 22  | 9   | 31  | 2   | TEN 10 | Field Goal | 9      | 13:24 | 09:16 | 4:08  | Kickoff  | TEN 25 | 7     | 43  | -10 | 33  | 2   | PIT 42 | Interception |
| 10       | 09:16 | 07:20 | 1:56 | Interception | PIT 31 | 4     | 4   | 0   | 4   | 0   | TEN 27 | Field Goal | 10     | 07:20 | 06:36 | 0:44  | Kickoff  | TEN 25 | 2     | 10  | 0   | 10  | 1   | TEN 36 | Fumble       |
| 11       | 06:36 | 04:29 | 2:07 | Fumble       | TEN 35 | 4     | 5   | 0   | 5   | 0   | TEN 30 | Field Goal | 11     | 04:29 | 00:27 | 4:02  | Kickoff  | TEN 25 | 13    | 65  | 0   | 65  | 4   | PIT 16 | Downs        |
| 12       | 00:27 | 00:00 | 0:27 | Downs        | PIT 10 | 1     | -1  | 0   | -1  | 0   | PIT 10 | End Game   |        |       |       |       |          |        |       |     |     |     |     |        |              |

## WEEK 16: STEELERS 10, CHIEFS 36

DECEMBER 26, 2021

| STEELERS |       |       |      |           |        |       |     |     |     |     |        |                   | CHIEFS |       |       |      |                   |        |       |     |     |     |     |        |            |
|----------|-------|-------|------|-----------|--------|-------|-----|-----|-----|-----|--------|-------------------|--------|-------|-------|------|-------------------|--------|-------|-----|-----|-----|-----|--------|------------|
| #        | RECD  | LOST  | POSS | OBTAINED  | BEGAN  | PLAYS | YDS | PEN | NET | 1ST | ENDED  | GIVEN UP          | #      | RECD  | LOST  | POSS | OBTAINED          | BEGAN  | PLAYS | YDS | PEN | NET | 1ST | ENDED  | GIVEN UP   |
| 1        | 15:00 | 12:17 | 2:43 | Kickoff   | PIT 25 | 5     | 8   | 0   | 8   | 1   | PIT 33 | Punt              | 1      | 12:17 | 04:07 | 8:10 | Punt              | KC 27  | 14    | 68  | 5   | 73  | 7   | PIT 5  | Touchdown  |
| 2        | 04:07 | 03:59 | 0:08 | Kickoff   | PIT 25 | 1     | 0   | 0   | 0   | 0   | PIT 25 | Punt Interception | 2      | 03:59 | 01:05 | 2:54 | Punt Interception | PIT 49 | 6     | 44  | 5   | 49  | 3   | PIT 5  | Touchdown  |
| 3        | 01:05 | 13:46 | 2:19 | Kickoff   | PIT 20 | 5     | 17  | 0   | 17  | 1   | PIT 37 | Punt              | 3      | 13:46 | 08:45 | 5:01 | Punt              | KC 20  | 10    | 54  | 0   | 54  | 3   | PIT 26 | Field Goal |
| 4        | 08:45 | 05:03 | 3:42 | Kickoff   | PIT 25 | 9     | 57  | 0   | 57  | 3   | KC 18  | Missed FG         | 4      | 05:03 | 02:13 | 2:50 | Punt              | KC 26  | 6     | 74  | 0   | 74  | 3   | PIT 8  | Touchdown  |
| 5        | 02:13 | 01:23 | 0:50 | Kickoff   | PIT 25 | 4     | 6   | 0   | 6   | 0   | PIT 34 | Downs             | 5      | 01:23 | 00:18 | 1:05 | Downs             | PIT 31 | 6     | 15  | 0   | 15  | 1   | PIT 21 | Missed FG  |
| 6        | 00:18 | 00:00 | 0:18 | Missed FG | PIT 29 | 3     | 21  | 0   | 21  | 1   | PIT 44 | End Half          | 6      | 15:00 | 13:26 | 1:34 | Kickoff           | KC 25  | 3     | 9   | 0   | 9   | 0   | KC 29  | Punt       |
| 7        | 13:26 | 12:44 | 0:42 | Punt      | PIT 30 | 2     | 10  | 0   | 10  | 0   | KC 38  | Fumble            | 7      | 13:26 | 11:44 | 3:51 | Fumble            | KC 47  | 7     | 51  | 0   | 51  | 0   | KC 30  | Touchdown  |
| 8        | 11:44 | 11:44 | 0:00 | Punt      | PIT 30 | 4     | 13  | 0   | 13  | 0   | PIT 38 | Fumble            | 8      | 11:43 | 11:57 | 0:37 | Kickoff           | KC 25  | 12    | 59  | 0   | 59  | 0   | PIT 16 | Field Goal |
| 9        | 11:57 | 11:43 | 0:14 | Kickoff   | PIT 35 | 17    | 85  | 0   | 85  | 6   | KC 15  | Touchdown         | 9      | 04:34 | 04:41 | 2:02 | Fumble            | PIT 37 | 4     | 5   | 0   | 5   | 0   | PIT 12 | Field Goal |
| 10       | 09:41 | 02:54 | 6:47 | Kickoff   | PIT 15 | 17    | 85  | 0   | 85  | 6   | KC 15  | Touchdown         | 10     | 02:54 | 02:16 | 0:38 | Kickoff           | KC 25  | 3     | 6   | 0   | 6   | 0   | KC 31  | Punt       |
| 11       | 02:16 | 00:00 | 2:16 | Punt      | PIT 39 | 10    | 54  | 0   | 54  | 4   | KC 19  | End Game          |        |       |       |      |                   |        |       |     |     |     |     |        |            |



## WEEK 17: STEELERS 26, BROWNS 14

JANUARY 3, 2022

| STEELERS |       |       |      |              |        |       |     |     |     |     |        |              | BROWNS |       |       |      |          |        |       |     |     |     |     |        |              |
|----------|-------|-------|------|--------------|--------|-------|-----|-----|-----|-----|--------|--------------|--------|-------|-------|------|----------|--------|-------|-----|-----|-----|-----|--------|--------------|
| #        | RECD  | LOST  | POSS | OBTAINED     | BEGAN  | PLAYS | YDS | PEN | NET | 1ST | ENDED  | GIVEN UP     | #      | RECD  | LOST  | POSS | OBTAINED | BEGAN  | PLAYS | YDS | PEN | NET | 1ST | ENDED  | GIVEN UP     |
| 1        | 15:00 | 12:14 | 2:46 | Kickoff      | PIT 25 | 5     | 14  | 0   | 14  | 1   | PIT 39 | Punt         | 1      | 12:14 | 10:43 | 1:31 | Punt     | CLE 27 | 5     | 18  | 0   | 18  | 1   | CLE 45 | Punt         |
| 2        | 10:43 | 07:57 | 2:46 | Punt         | PIT 20 | 5     | 15  | -5  | 10  | 1   | PIT 30 | Punt         | 2      | 07:57 | 05:28 | 2:29 | Punt     | CLE 27 | 5     | 40  | -5  | 35  | 1   | PIT 38 | Downs        |
| 3        | 05:28 | 00:43 | 4:45 | Downs        | PIT 38 | 10    | 26  | 0   | 26  | 2   | CLE 36 | Downs        | 3      | 00:43 | 14:53 | 0:50 | Downs    | CLE 36 | 3     | -6  | 0   | -6  | 0   | CLE 30 | Punt         |
| 4        | 14:53 | 10:39 | 4:14 | Punt         | PIT 34 | 10    | 46  | 20  | 66  | 5   | CLE 5  | Touchdown    | 4      | 10:39 | 09:46 | 0:53 | Kickoff  | CLE 24 | 3     | 1   | 0   | 1   | 0   | CLE 25 | Punt         |
| 5        | 09:46 | 07:09 | 2:37 | Punt         | PIT 37 | 3     | 7   | 0   | 7   | 0   | PIT 44 | Punt         | 5      | 07:09 | 07:03 | 0:06 | Punt     | CLE 26 | 1     | 0   | 0   | 0   | 0   | CLE 26 | Interception |
| 6        | 07:03 | 03:02 | 4:01 | Interception | CLE 43 | 11    | 39  | 0   | 39  | 3   | CLE 4  | Field Goal   | 6      | 03:02 | 00:34 | 2:28 | Kickoff  | CLE 21 | 9     | 38  | -5  | 33  | 2   | PIT 46 | Punt         |
| 7        | 00:34 | 00:00 | 0:34 | Punt         | PIT 19 | 6     | 15  | 15  | 30  | 2   | PIT 49 | Interception | 7      | 15:00 | 12:36 | 2:24 | Kickoff  | CLE 35 | 3     | 6   | 0   | 6   | 0   | CLE 41 | Punt         |
| 8        | 12:36 | 08:20 | 4:16 | Punt         | PIT 22 | 11    | 61  | 5   | 66  | 3   | CLE 12 | Field Goal   | 8      | 08:20 | 05:06 | 3:14 | Kickoff  | CLE 26 | 5     | 17  | 0   | 17  | 1   | CLE 43 | Punt         |
| 9        | 05:06 | 02:58 | 2:08 | Punt         | PIT 5  | 3     | -1  | 0   | -1  | 0   | PIT 4  | Punt         | 9      | 02:58 | 00:56 | 2:02 | Punt     | PIT 48 | 4     | 48  | 0   | 48  | 2   | PIT 3  | Touchdown    |
| 10       | 00:56 | 00:02 | 0:54 | Kickoff      | PIT 25 | 3     | 1   | 0   | 1   | 0   | PIT 26 | Punt         | 10     | 00:02 | 13:36 | 1:26 | Punt     | CLE 30 | 5     | 16  | -10 | 6   | 1   | CLE 36 | Punt         |
| 11       | 13:36 | 09:46 | 3:50 | Punt         | PIT 43 | 8     | 25  | 0   | 25  | 2   | CLE 32 | Field Goal   | 11     | 09:46 | 07:23 | 2:23 | Kickoff  | CLE 25 | 3     | -3  | -17 | -20 | 0   | CLE 5  | Punt         |
| 12       | 07:23 | 05:48 | 1:35 | Punt         | CLE 37 | 4     | 7   | 0   | 7   | 0   | CLE 30 | Field Goal   | 12     | 05:48 | 01:10 | 4:38 | Kickoff  | CLE 24 | 17    | 50  | 26  | 76  | 7   | PIT 1  | Touchdown    |
| 13       | 01:10 | 00:51 | 0:19 | Kickoff      | CLE 45 | 3     | 45  | 0   | 45  | 1   | CLE 37 | Touchdown    | 13     | 00:51 | 00:10 | 0:41 | Kickoff  | CLE 20 | 4     | 7   | 0   | 7   | 0   | CLE 27 | Interception |
| 14       | 00:10 | 00:00 | 0:10 | Interception | CLE 37 | 1     | -1  | 0   | -1  | 0   | CLE 37 | End Game     |        |       |       |      |          |        |       |     |     |     |     |        |              |

## WEEK 18: STEELERS 16, RAVENS 13

JANUARY 9, 2022

| STEELERS |       |       |      |              |        |       |     |     |     |     |        |              | RAVENS |       |       |      |              |        |       |     |     |     |     |        |              |
|----------|-------|-------|------|--------------|--------|-------|-----|-----|-----|-----|--------|--------------|--------|-------|-------|------|--------------|--------|-------|-----|-----|-----|-----|--------|--------------|
| #        | RECD  | LOST  | POSS | OBTAINED     | BEGAN  | PLAYS | YDS | PEN | NET | 1ST | ENDED  | GIVEN UP     | #      | RECD  | LOST  | POSS | OBTAINED     | BEGAN  | PLAYS | YDS | PEN | NET | 1ST | ENDED  | GIVEN UP     |
| 1        | 15:00 | 12:43 | 2:17 | Kickoff      | PIT 38 | 3     | 6   | 0   | 6   | 0   | PIT 44 | Punt         | 1      | 12:43 | 09:57 | 2:46 | Punt         | BAL 20 | 5     | 19  | 0   | 19  | 1   | BAL 46 | Fumble       |
| 2        | 09:57 | 06:06 | 3:51 | Fumble       | BAL 39 | 7     | 34  | -5  | 29  | 2   | BAL 10 | Field Goal   | 2      | 06:06 | 03:36 | 2:10 | Kickoff      | BAL 31 | 4     | 15  | -5  | 10  | 1   | BAL 41 | Interception |
| 3        | 03:36 | 01:34 | 2:22 | Interception | PIT 34 | 4     | 11  | 0   | 11  | 1   | PIT 45 | Interception | 3      | 01:34 | 14:14 | 2:20 | Interception | BAL 25 | 5     | 30  | 0   | 30  | 1   | PIT 45 | Downs        |
| 4        | 14:14 | 12:21 | 1:53 | Downs        | PIT 45 | 3     | 1   | 0   | 1   | 0   | PIT 46 | Punt         | 4      | 12:21 | 11:26 | 0:55 | Punt         | BAL 20 | 3     | 3   | 0   | 3   | 0   | BAL 23 | Punt         |
| 5        | 11:26 | 08:46 | 2:40 | Punt         | PIT 29 | 5     | 29  | 0   | 29  | 1   | BAL 42 | Punt         | 5      | 08:46 | 05:34 | 3:12 | Punt         | BAL 16 | 7     | 25  | 0   | 25  | 2   | BAL 41 | Punt         |
| 6        | 05:34 | 04:29 | 1:05 | Punt         | PIT 19 | 3     | 2   | 0   | 2   | 0   | PIT 21 | Punt         | 6      | 04:29 | 02:35 | 1:54 | Punt         | BAL 30 | 4     | 27  | 0   | 27  | 1   | PIT 43 | Punt         |
| 7        | 02:35 | 01:46 | 0:49 | Punt         | PIT 7  | 3     | 0   | 0   | 0   | 0   | PIT 7  | Punt         | 7      | 01:46 | 00:11 | 1:35 | Punt         | PIT 40 | 8     | 31  | 3   | 34  | 3   | PIT 6  | Field Goal   |
| 8        | 00:11 | 00:00 | 0:11 | Kickoff      | PIT 26 | 1     | -1  | 0   | -1  | 0   | PIT 26 | End Half     | 8      | 15:00 | 12:32 | 2:28 | Kickoff      | BAL 32 | 5     | 68  | 0   | 68  | 3   | PIT 46 | Touchdown    |
| 9        | 12:32 | 07:41 | 4:51 | Kickoff      | PIT 28 | 8     | 50  | 0   | 50  | 3   | BAL 22 | Field Goal   | 9      | 07:41 | 05:34 | 2:07 | Kickoff      | BAL 34 | 3     | 8   | 0   | 8   | 0   | BAL 42 | Punt         |
| 10       | 05:34 | 04:06 | 1:28 | Punt         | PIT 35 | 3     | -6  | 0   | -6  | 0   | PIT 29 | Punt         | 10     | 04:06 | 14:53 | 4:13 | Punt         | BAL 25 | 8     | 64  | 0   | 64  | 3   | PIT 11 | Interception |
| 11       | 14:53 | 09:55 | 4:58 | Interception | PIT 20 | 8     | 45  | -15 | 30  | 2   | PIT 43 | Punt         | 11     | 09:55 | 08:07 | 1:48 | Punt         | BAL 14 | 3     | 9   | 0   | 9   | 0   | BAL 23 | Punt         |
| 12       | 08:07 | 02:54 | 5:13 | Punt         | PIT 10 | 6     | 60  | -10 | 50  | 4   | BAL 6  | Touchdown    | 12     | 02:54 | 01:13 | 1:41 | Kickoff      | BAL 32 | 7     | 40  | 0   | 40  | 2   | PIT 28 | Field Goal   |
| 13       | 01:13 | 00:38 | 0:35 | Kickoff      | PIT 25 | 4     | 19  | 0   | 19  | 1   | PIT 44 | Punt         | 13     | 00:38 | 00:07 | 0:31 | Punt         | BAL 18 | 4     | 12  | 0   | 12  | 1   | BAL 30 | Punt         |
| 14       | 00:07 | 00:00 | 0:07 | Punt         | PIT 31 | 1     | -1  | 0   | -1  | 0   | PIT 31 | End Half     | 14     | 10:00 | 06:24 | 3:36 | Kickoff      | BAL 24 | 7     | 23  | 0   | 23  | 2   | BAL 47 | Punt         |
| 15       | 06:24 | 01:56 | 4:28 | Punt         | PIT 17 | 15    | 65  | 0   | 65  | 5   | BAL 18 | Field Goal   |        |       |       |      |              |        |       |     |     |     |     |        |              |

## 2021 POSTSEASON

## AFC WILD CARD PLAYOFF GAME 1: STEELERS 21, CHIEFS 42

JANUARY 16, 2022

| STEELERS |       |       |      |              |        |       |     |     |     |     |        |           | CHIEFS |       |       |      |          |        |       |     |     |     |     |        |              |
|----------|-------|-------|------|--------------|--------|-------|-----|-----|-----|-----|--------|-----------|--------|-------|-------|------|----------|--------|-------|-----|-----|-----|-----|--------|--------------|
| #        | RECD  | LOST  | POSS | OBTAINED     | BEGAN  | PLAYS | YDS | PEN | NET | 1ST | ENDED  | GIVEN UP  | #      | RECD  | LOST  | POSS | OBTAINED | BEGAN  | PLAYS | YDS | PEN | NET | 1ST | ENDED  | GIVEN UP     |
| 1        | 15:00 | 13:17 | 1:43 | Kickoff      | PIT 25 | 3     | 0   | 0   | 0   | 0   | PIT 25 | Punt      | 1      | 13:17 | 11:57 | 1:20 | Punt     | KC 42  | 3     | 2   | 0   | 2   | 0   | KC 44  | Punt         |
| 2        | 11:57 | 10:51 | 1:06 | Punt         | PIT 23 | 3     | 2   | 0   | 2   | 0   | PIT 25 | Punt      | 2      | 10:51 | 08:45 | 2:06 | Punt     | KC 20  | 4     | 29  | 0   | 29  | 1   | KC 49  | Punt         |
| 3        | 08:45 | 06:30 | 2:15 | Punt         | PIT 18 | 3     | -3  | 0   | -3  | 0   | PIT 15 | Punt      | 3      | 06:30 | 06:22 | 0:08 | Punt     | PIT 22 | 1     | 0   | 0   | 0   | 0   | PIT 22 | Interception |
| 4        | 06:22 | 03:58 | 2:24 | Interception | PIT 30 | 5     | 13  | -5  | 8   | 1   | PIT 38 | Punt      | 4      | 03:58 | 00:00 | 3:58 | Punt     | KC 20  | 9     | 34  | -5  | 29  | 2   | KC 49  | Punt         |
| 5        | 15:00 | 11:13 | 3:47 | Punt         | PIT 19 | 6     | 20  | 0   | 20  | 1   | PIT 39 | Punt      | 5      | 11:13 | 10:41 | 0:32 | Punt     | KC 14  | 2     | -3  | 15  | 12  | 1   | KC 31  | Fumble       |
| 6        | 05:45 | 04:38 | 1:07 | Kickoff      | PIT 25 | 3     | 8   | 0   | 8   | 0   | PIT 33 | Punt      | 6      | 10:41 | 05:45 | 4:56 | Kickoff  | KC 24  | 8     | 81  | -5  | 76  | 5   | PIT 4  | Touchdown    |
| 7        | 01:55 | 00:52 | 1:03 | Punt         | PIT 14 | 3     | 5   | 0   | 5   | 0   | PIT 19 | Punt      | 7      | 04:38 | 01:55 | 2:43 | Punt     | KC 26  | 7     | 74  | 0   | 74  | 4   | PIT 12 | Touchdown    |
| 8        | 00:13 | 00:00 | 0:13 | Kickoff      | PIT 25 | 1     | -1  | 0   | -1  | 0   | PIT 25 | End Half  | 8      | 00:52 | 00:13 | 0:39 | Punt     | KC 20  | 6     | 80  | 0   | 80  | 3   | PIT 48 | Touchdown    |
| 9        | 10:13 | 09:56 | 0:17 | Kickoff      | PIT 30 | 1     | -1  | 0   | -1  | 0   | PIT 30 | Fumble    | 9      | 15:00 | 10:13 | 4:47 | Kickoff  | KC 32  | 9     | 68  | 0   | 68  | 4   | PIT 1  | Touchdown    |
| 10       | 09:14 | 04:10 | 5:04 | Kickoff      | PIT 25 | 10    | 75  | 0   | 75  | 5   | KC 13  | Touchdown | 10     | 09:56 | 09:14 | 0:42 | Fumble   | PIT 29 | 2     | 29  | 0   | 29  | 1   | PIT 31 | Touchdown    |
| 11       | 14:13 | 07:36 | 6:37 | Kickoff      | PIT 25 | 15    | 70  | 5   | 75  | 6   | KC 15  | Touchdown | 11     | 04:10 | 14:13 | 4:57 | Kickoff  | KC 25  | 9     | 75  | 0   | 75  | 4   | PIT 2  | Touchdown    |
| 12       | 04:24 | 00:00 | 4:24 | Punt         | PIT 19 | 13    | 78  | 0   | 78  | 6   | KC 14  | End Game  | 12     | 07:36 | 04:24 | 3:12 | Kickoff  | KC 25  | 5     | 4   | 0   | 4   | 1   | PIT 46 | Punt         |

| 2021 REGULAR SEASON |             |            |     |      |         |             |     |      |        |            |     |      |         |             |     |      |        |
|---------------------|-------------|------------|-----|------|---------|-------------|-----|------|--------|------------|-----|------|---------|-------------|-----|------|--------|
|                     |             | STEELERS   |     |      |         |             |     |      |        | OPPONENT   |     |      |         |             |     |      |        |
|                     |             | FIRST HALF |     |      |         | SECOND HALF |     |      |        | FIRST HALF |     |      |         | SECOND HALF |     |      |        |
| DATE                | OPPONENT    | PLAYS      | YDS | TIME | RESULT  | PLAYS       | YDS | TIME | RESULT | PLAYS      | YDS | TIME | RESULT  | PLAYS       | YDS | TIME | RESULT |
| 09/12               | at Bills    | 5          | 22  | 2:55 | Punt    | 10          | 69  | 4:37 | FG     | 4          | 5   | 1:30 | FG      | 12          | 40  | 4:35 | Downs  |
| 09/19               | Raiders     | 6          | 14  | 3:33 | Punt    | 6           | 20  | 3:04 | Punt   | 6          | 19  | 3:12 | Punt    | 6           | 22  | 2:45 | Punt   |
| 09/26               | Bengals     | 3          | 4   | 2:00 | Punt    | 3           | 6   | 0:56 | INT    | 3          | 4   | 2:12 | Punt    | 10          | 55  | 6:13 | FG     |
| 10/03               | at Packers  | 8          | 75  | 4:56 | TD      | 5           | 12  | 2:30 | Punt   | 8          | 38  | 5:54 | Punt    | 12          | 64  | 5:29 | FG     |
| 10/10               | Broncos     | 6          | 85  | 2:58 | TD      | 14          | 86  | 7:16 | TD     | 3          | 6   | 2:07 | Punt    | 8           | 38  | 5:03 | Punt   |
| 10/17               | Seahawks    | 3          | 8   | 2:41 | Punt    | 9           | 66  | 4:09 | FG     | 3          | 8   | 2:05 | Punt    | 10          | 75  | 5:05 | TD     |
| 10/31               | at Browns   | 7          | 22  | 3:50 | Punt    | 3           | 5   | 1:05 | Punt   | 13         | 63  | 6:51 | FG      | 8           | 86  | 4:19 | TD     |
| 11/08               | Bears       | 6          | 59  | 3:20 | TD      | 3           | 22  | 2:18 | Punt   | 3          | 8   | 1:58 | Punt    | 10          | 89  | 4:59 | FG     |
| 11/14               | Lions       | 10         | 83  | 5:20 | TD      | 13          | 69  | 3:43 | FG     | 3          | 5   | 1:39 | Punt    | 6           | 85  | 2:51 | TD     |
| 11/21               | at Chargers | 13         | 57  | 6:31 | FG      | 3           | 2   | 1:42 | Punt   | 12         | 73  | 6:20 | TD      | 6           | 70  | 3:10 | TD     |
| 11/28               | at Bengals  | 3          | 14  | 1:33 | INT     | 6           | 17  | 2:49 | Punt   | 10         | 75  | 5:31 | TD      | 5           | 8   | 3:44 | Punt   |
| 12/05               | Ravens      | 3          | 9   | 1:35 | Punt    | 6           | 1   | 2:16 | Punt   | 11         | 65  | 6:30 | INT     | 10          | 41  | 5:20 | FG     |
| 12/09               | at Vikings  | 11         | 26  | 6:11 | Miss FG | 3           | -4  | 2:35 | Punt   | 7          | 40  | 3:17 | Miss FG | 7           | 10  | 2:49 | FG     |
| 12/19               | Titans      | 4          | 18  | 1:37 | Punt    | 3           | 1   | 1:16 | Punt   | 3          | 2   | 2:07 | Punt    | 5           | 24  | 3:34 | Punt   |
| 12/26               | at Chiefs   | 5          | 8   | 2:43 | Punt    | 2           | 10  | 0:42 | FUM    | 14         | 73  | 8:10 | TD      | 3           | 4   | 1:34 | Punt   |
| 01/03               | Browns      | 5          | 14  | 2:46 | Punt    | 11          | 66  | 4:16 | FG     | 5          | 18  | 1:31 | Punt    | 3           | 6   | 2:24 | Punt   |
| 01/09               | at Ravens   | 3          | 6   | 2:17 | Punt    | 8           | 50  | 4:51 | FG     | 5          | 19  | 2:46 | FUM     | 5           | 68  | 2:28 | TD     |
| 2021 POSTSEASON     |             |            |     |      |         |             |     |      |        |            |     |      |         |             |     |      |        |
|                     |             | STEELERS   |     |      |         |             |     |      |        | OPPONENT   |     |      |         |             |     |      |        |
|                     |             | FIRST HALF |     |      |         | SECOND HALF |     |      |        | FIRST HALF |     |      |         | SECOND HALF |     |      |        |
| DATE                | OPPONENT    | PLAYS      | YDS | TIME | RESULT  | PLAYS       | YDS | TIME | RESULT | PLAYS      | YDS | TIME | RESULT  | PLAYS       | YDS | TIME | RESULT |
| 01/16               | at Chiefs   | 3          | 0   | 1:43 | Punt    | 1           | -1  | 0:17 | FUM    | 3          | 2   | 1:20 | Punt    | 9           | 68  | 4:47 | TD     |

| STEELERS    |                  |                |      |    |     |      |       |    |     |     |       |      |     |     |     |      |    |    |     |      |        |          |  |
|-------------|------------------|----------------|------|----|-----|------|-------|----|-----|-----|-------|------|-----|-----|-----|------|----|----|-----|------|--------|----------|--|
| DATE        | OPPONENT         | STARTING QB    | POSS | TD | PAT | 2-PT | M-2PT | FG | FGA | MFG | BK-FG | PUNT | INT | FUM | SAF | DWNS | HF | GM | PTS | TD%  | SCORE% | PTS/POSS |  |
| 9/12        | at Buffalo       | Roethlisberger | 11   | 1  | 2   | 0    | 0     | 3  | 3   | 0   | 0     | 5    | 0   | 0   | 0   | 0    | 1  | 1  | 16  | 9.1  | 36.4   | 1.45     |  |
| 9/19        | Las Vegas        | Roethlisberger | 11   | 2  | 2   | 0    | 0     | 1  | 1   | 0   | 0     | 4    | 1   | 0   | 0   | 1    | 1  | 1  | 17  | 18.2 | 27.3   | 1.55     |  |
| 9/26        | Cincinnati       | Roethlisberger | 11   | 1  | 1   | 0    | 0     | 1  | 2   | 1   | 0     | 4    | 2   | 0   | 0   | 2    | 0  | 0  | 10  | 9.1  | 18.2   | 0.91     |  |
| 10/3        | at Green Bay     | Roethlisberger | 11   | 2  | 2   | 0    | 0     | 1  | 1   | 0   | 0     | 3    | 1   | 1   | 0   | 2    | 1  | 0  | 17  | 18.2 | 27.3   | 1.55     |  |
| 10/10       | Denver           | Roethlisberger | 10   | 3  | 3   | 0    | 0     | 2  | 2   | 0   | 0     | 2    | 0   | 1   | 0   | 0    | 1  | 1  | 27  | 30.0 | 50.0   | 2.70     |  |
| 10/17       | Seattle          | Roethlisberger | 13   | 2  | 2   | 0    | 0     | 3  | 3   | 0   | 0     | 7    | 0   | 1   | 0   | 0    | 0  | 0  | 23  | 15.4 | 38.5   | 1.77     |  |
| 10/31       | at Cleveland     | Roethlisberger | 10   | 2  | 0   | 2    | 0     | 1  | 1   | 0   | 0     | 4    | 0   | 0   | 0   | 2    | 1  | 0  | 15  | 20.0 | 30.0   | 1.50     |  |
| 11/8        | Chicago          | Roethlisberger | 12   | 3  | 2   | 0    | 0     | 3  | 3   | 0   | 0     | 5    | 0   | 1   | 0   | 0    | 1  | 0  | 29  | 25.0 | 50.0   | 2.42     |  |
| 11/14       | Detroit          | Rudolph        | 14   | 1  | 1   | 0    | 0     | 3  | 3   | 0   | 0     | 6    | 1   | 2   | 0   | 0    | 1  | 0  | 16  | 7.1  | 28.6   | 1.14     |  |
| 11/21       | at L.A. Chargers | Roethlisberger | 11   | 4  | 4   | 0    | 0     | 3  | 3   | 0   | 0     | 1    | 0   | 0   | 0   | 2    | 1  | 0  | 37  | 36.4 | 63.6   | 3.36     |  |
| 11/28       | at Cincinnati    | Roethlisberger | 12   | 1  | 1   | 0    | 0     | 1  | 1   | 0   | 0     | 5    | 2   | 1   | 0   | 0    | 1  | 1  | 10  | 8.3  | 16.7   | 0.83     |  |
| 12/5        | Baltimore        | Roethlisberger | 10   | 2  | 1   | 1    | 1     | 2  | 2   | 0   | 0     | 5    | 0   | 0   | 0   | 0    | 0  | 1  | 20  | 20.0 | 40.0   | 2.00     |  |
| 12/9        | at Minnesota     | Roethlisberger | 14   | 4  | 3   | 2    | 1     | 0  | 1   | 1   | 0     | 6    | 1   | 0   | 0   | 0    | 1  | 1  | 28  | 28.6 | 28.6   | 2.00     |  |
| 12/19       | Tennessee        | Roethlisberger | 12   | 1  | 1   | 0    | 0     | 4  | 5   | 1   | 0     | 5    | 0   | 0   | 0   | 0    | 0  | 1  | 19  | 8.3  | 41.7   | 1.58     |  |
| 12/26       | at Kansas City   | Roethlisberger | 11   | 1  | 1   | 0    | 0     | 1  | 2   | 1   | 0     | 2    | 1   | 2   | 0   | 1    | 1  | 1  | 10  | 9.1  | 18.2   | 0.91     |  |
| 1/3         | Cleveland        | Roethlisberger | 14   | 2  | 2   | 0    | 0     | 4  | 4   | 0   | 0     | 5    | 1   | 0   | 0   | 1    | 0  | 1  | 26  | 14.3 | 42.9   | 1.86     |  |
| 1/9         | at Baltimore     | Roethlisberger | 15   | 1  | 1   | 0    | 0     | 3  | 3   | 0   | 0     | 8    | 1   | 0   | 0   | 0    | 2  | 0  | 16  | 6.7  | 26.7   | 1.07     |  |
| 2021 TOTALS |                  |                | 202  | 33 | 29  | 5    | 2     | 36 | 40  | 4   | 0     | 77   | 11  | 9   | 0   | 11   | 13 | 9  | 336 | 16.3 | 34.2   | 1.66     |  |
| STEELERS    |                  |                |      |    |     |      |       |    |     |     |       |      |     |     |     |      |    |    |     |      |        |          |  |
| DATE        | OPPONENT         | STARTING QB    | POSS | TD | PAT | 2-PT | M-2PT | FG | FGA | MFG | BK-FG | PUNT | INT | FUM | SAF | DWNS | HF | GM | PTS | TD%  | SCORE% | PTS/POSS |  |
| 1/16        | at Kansas City   | Roethlisberger | 12   | 2  | 3   | 0    | 0     | 0  | 0   | 0   | 0     | 7    | 0   | 1   | 0   | 0    | 1  | 1  | 14  | 16.7 | 16.7   | 1.17     |  |
| 2021 TOTALS |                  |                | 12   | 2  | 3   | 0    | 0     | 0  | 0   | 0   | 0     | 7    | 0   | 1   | 0   | 0    | 1  | 1  | 14  | 16.7 | 16.7   | 1.17     |  |

## STEELERS 2021 REGULAR SEASON SCORING DRIVES

| DATE  | OPPONENT         | ACQUIRED     | DRIVE START  | PLAYS | YARDS | Q/TIME  | FIRST DOWNS | SCORING PLAY  | PIT | OPP |
|-------|------------------|--------------|--------------|-------|-------|---------|-------------|---|-----|-----|
| 09/12 | at Buffalo       | Kickoff      | PIT 25       | 10    | 69    | Q3:4:37 | 4           | C. Boswell: 24-yard FG                                | 3   | 10  |
|       |                  | Downs        | PIT 36       | 11    | 62    | Q3:4:01 | 3           | C. Boswell: 20-yard FG                                | 6   | 10  |
|       |                  | Downs        | PIT 48       | 4     | 52    | Q4:2:23 | 3           | D. Johnson: 5-yard pass from B. Roethlisberger        | 13  | 10  |
|       |                  | Kickoff      | PIT 25       | 9     | 48    | Q4:2:41 | 3           | C. Boswell: 45-yard FG                                | 23  | 13  |
| 09/19 | Las Vegas        | Kickoff      | PIT 25       | 7     | 75    | Q2:3:09 | 4           | J. Smith-Schuster: 3-yard run                         | 7   | 6   |
|       |                  | Punt         | PIT 20       | 5     | 80    | Q4:1:41 | 2           | N. Harris: 25-yard pass from B. Roethlisberger        | 14  | 16  |
|       |                  | Punt         | PIT 32       | 8     | 30    | Q4:2:09 | 2           | C. Boswell: 56-yard FG                                | 17  | 23  |
| 09/26 | Cincinnati       | Punt         | PIT 14       | 15    | 86    | Q2:8:32 | 7           | P. Freiermuth: 4-yard pass from B. Roethlisberger     | 7   | 7   |
|       |                  | Punt         | PIT 4        | 18    | 88    | Q3:9:03 | 5           | Q4: C. Boswell: 26-yard FG                            | 10  | 24  |
| 10/03 | at Green Bay     | Kickoff      | PIT 25       | 8     | 75    | Q1:4:56 | 3           | D. Johnson: 45-yard pass from B. Roethlisberger       | 7   | 0   |
|       |                  | Kickoff      | PIT 25       | 10    | 41    | Q2:5:14 | 3           | C. Boswell: 52-yard FG                                | 10  | 14  |
|       |                  | Downs        | PIT 35       | 8     | 65    | Q4:2:53 | 5           | N. Harris: 1-yard run                                 | 17  | 27  |
| 10/10 | Denver           | Kickoff      | PIT 15       | 6     | 85    | Q1:2:58 | 2           | D. Johnson: 50-yard pass from B. Roethlisberger       | 7   | 0   |
|       |                  | Kickoff      | PIT 25       | 9     | 45    | Q1:4:01 | 3           | Q2: C. Boswell: 48-yard FG                            | 10  | 3   |
|       |                  | Kickoff      | PIT 25       | 6     | 75    | Q2:3:35 | 3           | N. Harris: 1-yard run                                 | 17  | 6   |
|       |                  | Punt         | PIT 14       | 14    | 86    | Q3:7:16 | 5           | C. Claypool: 18-yard pass from B. Roethlisberger      | 24  | 6   |
|       |                  | Kickoff      | PIT 25       | 7     | 49    | Q4:3:17 | 2           | C. Boswell: 43-yard FG                                | 27  | 19  |
| 10/17 | Seattle          | Punt         | PIT 46       | 8     | 54    | Q2:4:10 | 4           | N. Harris: 5-yard pass from B. Roethlisberger         | 7   | 0   |
|       |                  | Punt         | PIT 16       | 14    | 84    | Q2:6:59 | 7           | E. Ebron: 1-yard run                                  | 14  | 0   |
|       |                  | Kickoff      | PIT 25       | 9     | 66    | Q3:4:09 | 3           | C. Boswell: 27-yard FG                                | 17  | 7   |
|       |                  | Punt         | PIT 26       | 9     | 40    | Q4:3:49 | 3           | C. Boswell: 52-yard FG                                | 20  | 17  |
|       |                  | Fumble       | SEA 16       | 3     | -3    | OT1:26  | 0           | C. Boswell: 37-yard FG                                | 23  | 20  |
| 10/31 | at Cleveland     | Downs        | PIT 40       | 10    | 47    | Q2:5:36 | 2           | C. Boswell: 31-yard FG                                | 3   | 3   |
|       |                  | Kickoff      | PIT 22       | 12    | 78    | Q3:5:57 | 5           | N. Harris: 8-yard run                                 | 9   | 10  |
|       |                  | Punt         | PIT 17       | 13    | 83    | Q3:5:38 | 7           | Q4: P. Freiermuth: 2-yard pass from B. Roethlisberger | 15  | 10  |
| 11/08 | Chicago          | Punt         | PIT 41       | 6     | 59    | Q1:3:20 | 4           | N. Harris: 10-yard run                                | 7   | 0   |
|       |                  | Interception | CHI 36       | 9     | 36    | Q1:3:41 | 3           | Q2: P. Freiermuth: 4-yard pass from B. Roethlisberger | 14  | 0   |
|       |                  | Kickoff      | PIT 25       | 9     | 75    | Q3:5:35 | 4           | P. Freiermuth: 10-yard pass from B. Roethlisberger    | 20  | 6   |
|       |                  | Kickoff      | PIT 25       | 4     | 39    | Q4:2:23 | 1           | C. Boswell: 54-yard FG                                | 23  | 13  |
|       |                  | Kickoff      | PIT 25       | 11    | 41    | Q4:3:39 | 3           | C. Boswell: 52-yard FG                                | 26  | 20  |
|       |                  | Kickoff      | PIT 25       | 7     | 52    | Q4:1:20 | 2           | C. Boswell: 40-yard FG                                | 29  | 27  |
| 11/14 | Detroit          | Kickoff      | PIT 17       | 10    | 83    | Q1:5:20 | 5           | J. Washington: 9-yard pass from M. Rudolph            | 7   | 0   |
|       |                  | Kickoff      | PIT 25       | 13    | 73    | Q2:8:21 | 4           | C. Boswell: 20-yard FG                                | 10  | 7   |
|       |                  | Kickoff      | PIT 26       | 13    | 69    | Q3:3:43 | 4           | C. Boswell: 23-yard FG                                | 13  | 16  |
|       |                  | Punt         | 50 yard line | 6     | 17    | Q4:3:21 | 1           | C. Boswell: 51-yard FG                                | 16  | 16  |
|       |                  |              |              |       |       |         |             |   |     |     |
| 11/21 | at L.A. Chargers | Kickoff      | PIT 25       | 13    | 57    | Q1:6:31 | 4           | C. Boswell: 36-yard FG                                | 3   | 0   |
|       |                  | Kickoff      | PIT 36       | 7     | 64    | Q2:2:33 | 4           | D. Johnson: 10-yard pass from B. Roethlisberger       | 10  | 14  |
|       |                  | Kickoff      | PIT 25       | 10    | 57    | Q3:4:30 | 2           | Q4: C. Boswell: 36-yard FG                            | 13  | 27  |
|       |                  | Blocked Punt | LAC 3        | 4     | 3     | Q4:0:58 | 2           | N. Harris: 1-yard run                                 | 20  | 27  |
|       |                  | Kickoff      | PIT 25       | 9     | 75    | Q4:3:59 | 4           | E. Ebron: 5-yard pass from B. Roethlisberger          | 27  | 34  |
|       |                  | Interception | LAC 11       | 2     | 11    | Q4:0:13 | 2           | P. Freiermuth: 5-yard pass from B. Roethlisberger     | 34  | 34  |
|       |                  | Downs        | LAC 34       | 4     | 7     | Q4:0:19 | 0           | C. Boswell: 45-yard FG                                | 37  | 34  |
| 11/28 | at Cincinnati    | Kickoff      | PIT 25       | 8     | 53    | Q1:3:44 | 2           | C. Boswell: 40-yard FG                                | 3   | 10  |
|       |                  | Punt         | PIT 31       | 9     | 69    | Q4:3:12 | 4           | P. Freiermuth: 15-yard pass from B. Roethlisberger    | 10  | 41  |
|       |                  |              |              |       |       |         |             |   |     |     |
| 12/05 | Baltimore        | Punt         | PIT 13       | 9     | 52    | Q2:1:21 | 3           | C. Boswell: 53-yard FG                                | 3   | 7   |
|       |                  | Punt         | PIT 22       | 4     | 78    | Q3:1:38 | 2           | Q4: D. Johnson: 29-yard pass from B. Roethlisberger   | 9   | 10  |
|       |                  | Kickoff      | PIT 25       | 10    | 50    | Q4:3:33 | 3           | C. Boswell: 43-yard FG                                | 12  | 13  |
|       |                  | Punt         | PIT 31       | 11    | 69    | Q4:3:33 | 5           | D. Johnson: 5-yard pass from B. Roethlisberger        | 20  | 13  |
| 12/09 | at Minnesota     | Kickoff      | PIT 25       | 10    | 75    | Q3:4:04 | 5           | N. Harris: 3-yard pass from B. Roethlisberger         | 7   | 29  |
|       |                  | Interception | MIN 42       | 7     | 42    | Q3:2:14 | 4           | Q4: N. Harris: 1-yard run                             | 14  | 29  |
|       |                  | Punt         | PIT 31       | 3     | 69    | Q4:1:06 | 2           | J. Washington: 30-yard pass from B. Roethlisberger    | 20  | 29  |
|       |                  | Interception | MIN 21       | 2     | 21    | Q4:0:44 | 1           | P. Freiermuth: 15-yard pass from B. Roethlisberger    | 28  | 36  |
| 12/19 | Tennessee        | Fumble       | TEN 36       | 5     | 18    | Q2:2:11 | 1           | C. Boswell: 36-yard FG                                | 3   | 10  |
|       |                  | Punt         | PIT 37       | 8     | 63    | Q3:5:59 | 5           | B. Roethlisberger: 1-yard run                         | 10  | 13  |
|       |                  | Fumble       | TEN 41       | 7     | 31    | Q3:2:26 | 2           | Q4: C. Boswell: 28-yard FG                            | 13  | 13  |
|       |                  | Interception | TEN 31       | 4     | 4     | Q4:1:56 | 0           | C. Boswell: 46-yard FG                                | 16  | 13  |
|       |                  | Fumble       | TEN 35       | 4     | 5     | Q4:2:07 | 0           | C. Boswell: 48-yard FG                                | 19  | 13  |
| 12/26 | at Kansas City   | Kickoff      | PIT 30       | 15    | 54    | Q3:5:19 | 4           | C. Boswell: 34-yard FG                                | 3   | 30  |
|       |                  | Kickoff      | PIT 15       | 17    | 85    | Q4:6:47 | 6           | D. Johnson: 15-yard pass from B. Roethlisberger       | 10  | 36  |
| 01/03 | Cleveland        | Punt         | PIT 34       | 10    | 66    | Q2:4:14 | 5           | D. Johnson: 5-yard pass from B. Roethlisberger        | 7   | 0   |
|       |                  | Interception | CLE 43       | 11    | 39    | Q2:4:01 | 3           | C. Boswell: 22-yard FG                                | 10  | 0   |
|       |                  | Punt         | PIT 22       | 11    | 66    | Q3:4:16 | 3           | C. Boswell: 30-yard FG                                | 13  | 0   |
|       |                  | Punt         | PIT 43       | 8     | 25    | Q4:3:50 | 2           | C. Boswell: 50-yard FG                                | 16  | 7   |
|       |                  | Punt         | CLE 37       | 4     | 7     | Q4:1:35 | 0           | C. Boswell: 48-yard FG                                | 19  | 7   |
|       |                  | Kickoff      | CLE 45       | 3     | 45    | Q4:0:19 | 1           | N. Harris: 37-yard run                                | 26  | 14  |
| 01/09 | at Baltimore     | Fumble       | BAL 39       | 7     | 29    | Q1:3:51 | 2           | C. Boswell: 28-yard FG                                | 3   | 0   |
|       |                  | Kickoff      | PIT 28       | 8     | 50    | Q3:4:51 | 3           | C. Boswell: 40-yard FG                                | 6   | 10  |
|       |                  | Punt         | 50 yard line | 10    | 50    | Q4:5:13 | 4           | C. Claypool: 6-yard pass from B. Roethlisberger       | 13  | 10  |
|       |                  | Punt         | PIT 17       | 15    | 65    | OT14:28 | 5           | C. Boswell: 36-yard FG                                | 16  | 13  |
|       |                  |              |              |       |       |         |             |   |     |     |
| AVG   |                  |              |              | 8.6   | 53.0  | 3:44    | 3.1         |   |     |     |

## STEELERS OPPONENTS 2021 REGULAR SEASON SCORING DRIVES

| DATE  | OPPONENT   | ACQUIRED     | DRIVE START | PLAYS | YARDS | Q/TIME   | FIRST DOWNS | SCORING PLAY                            | PIT | OPP |
|-------|------------|--------------|-------------|-------|-------|----------|-------------|---|-----|-----|
| 09/12 | at Buffalo | Kickoff      | PIT 24      | 4     | 5     | Q1:11:30 | 0           | T. Bass: 37-yard FG                     | 0   | 3   |
|       |            | Punt         | BUF 9       | 13    | 91    | Q2:5:39  | 5           | G. Davis: 3-yard pass from J. Allen     | 0   | 10  |
|       |            | Kickoff      | BUF 26      | 9     | 67    | Q4:4:22  | 3           | T. Bass: 25-yard FG                     | 20  | 13  |
|       |            | Kickoff      | BUF 36      | 10    | 40    | Q4:1:56  | 4           | T. Bass: 42-yard FG                     | 23  | 16  |
| 09/19 | Las Vegas  | Interception | PIT 39      | 5     | 12    | Q1:2:34  | 1           | D. Carlson: 46-yard FG                  | 0   | 3   |
|       |            | Downs        | LV 38       | 8     | 47    | Q2:3:58  | 2           | D. Carlson: 33-yard FG                  | 0   | 6   |
|       |            | Kickoff      | LV 25       | 13    | 53    | Q2:6:23  | 5           | D. Carlson: 41-yard FG                  | 7   | 9   |
|       |            | Punt         | LV 18       | 7     | 82    | Q3:4:09  | 4           | F. Moreau: 9-yard pass from D. Carr     | 7   | 16  |
|       |            | Kickoff      | LV 25       | 5     | 75    | Q4:1:40  | 2           | H. Ruggs III: 61-yard pass from D. Carr | 14  | 23  |
|       |            | Kickoff      | LV 27       | 7     | 46    | Q4:3:22  | 2           | D. Carlson: 45-yard FG                  | 17  | 26  |

|       |                  |              |        |     |      |          |     |  |    |    |
|-------|------------------|--------------|--------|-----|------|----------|-----|--|----|----|
| 09/26 | Cincinnati       | Interception | PIT 42 | 6   | 42   | Q13:51   | 2   | T. Boyd: 17-yard pass from J. Burrow           | 0  | 7  |
|       |                  | Kickoff      | CIN 25 | 3   | 75   | Q2:07:23 | 3   | J. Chase: 34-yard pass from J. Burrow          | 7  | 14 |
|       |                  | Kickoff      | CIN 20 | 10  | 55   | Q3:16:13 | 4   | E. McPherson: 43-yard FG                       | 7  | 17 |
|       |                  | Interception | PIT 19 | 3   | 19   | Q3:11:33 | 2   | J. Chase: 9-yard pass from J. Burrow           | 7  | 24 |
| 10/03 | at Green Bay     | Punt         | GB 36  | 13  | 64   | Q14:51   | 5   | Q2: A. Rodgers: 4-yard run                     | 7  | 7  |
|       |                  | Fumble       | PIT 23 | 4   | 23   | Q2:11:33 | 1   | R. Cobb: 23-yard pass from A. Rodgers          | 7  | 14 |
|       |                  | Kickoff      | GB 16  | 13  | 76   | Q2:15:36 | 5   | M. Crosby: 26-yard FG                          | 10 | 17 |
|       |                  | Kickoff      | GB 25  | 12  | 64   | Q3:15:29 | 4   | M. Crosby: 29-yard FG                          | 10 | 20 |
| 10/10 | Denver           | Punt         | PIT 40 | 4   | 40   | Q3:21:15 | 3   | R. Cobb: 1-yard pass from A. Rodgers           | 10 | 27 |
|       |                  | Fumble       | PIT 29 | 4   | 8    | Q1:21:14 | 0   | B. McManus: 39-yard FG                         | 7  | 3  |
|       |                  | Punt         | DEN 40 | 7   | 49   | Q2:14:17 | 1   | B. McManus: 29-yard FG                         | 10 | 6  |
|       |                  | Kickoff      | DEN 25 | 14  | 75   | Q3:17:26 | 5   | Q4: K. Hinton: 2-yard pass from T. Bridgewater | 24 | 13 |
| 10/17 | Seattle          | Punt         | DEN 28 | 5   | 72   | Q4:11:54 | 3   | C. Sutton: 39-yard pass from T. Bridgewater    | 24 | 19 |
|       |                  | Kickoff      | SEA 25 | 10  | 75   | Q3:15:05 | 6   | A. Collins: 2-yard run                         | 14 | 7  |
|       |                  | Kickoff      | SEA 40 | 6   | 60   | Q3:21:44 | 3   | W. Dissly: 1-yard pass from G. Smith           | 17 | 14 |
|       |                  | Punt         | SEA 42 | 8   | 36   | Q3:13:26 | 2   | Q4: J. Myers: 40-yard FG                       | 17 | 17 |
| 10/31 | at Cleveland     | Kickoff      | SEA 25 | 9   | 50   | Q4:11:30 | 3   | J. Myers: 43-yard FG                           | 20 | 20 |
|       |                  | Kickoff      | CLE 25 | 13  | 63   | Q1:16:51 | 4   | C. McLaughlin: 30-yard FG                      | 0  | 3  |
|       |                  | Punt         | CLE 14 | 8   | 86   | Q3:14:19 | 6   | D. Johnson: 10-yard run                        | 3  | 10 |
|       |                  |              |        |     |      |          |     |  |    |    |
| 11/08 | Chicago          | Punt         | CHI 36 | 12  | 52   | Q2:14:32 | 3   | C. Santos: 30-yard FG                          | 14 | 3  |
|       |                  | Punt         | CHI 7  | 10  | 89   | Q3:14:59 | 4   | C. Santos: 22-yard FG                          | 14 | 6  |
|       |                  | Kickoff      | CHI 18 | 6   | 82   | Q3:21:51 | 4   | Q4: D. Mooney: 15-yard run                     | 20 | 13 |
|       |                  | Kickoff      | CHI 25 | 7   | 75   | Q4:11:06 | 3   | D. Mooney: 16-yard pass from J. Fields         | 26 | 27 |
| 11/14 | Detroit          | Punt         | PIT 39 | 3   | 39   | Q2:11:28 | 2   | J. Jefferson: 28-yard run                      | 7  | 7  |
|       |                  | Kickoff      | DET 31 | 12  | 67   | Q2:14:22 | 3   | R. Santos: 20-yard FG                          | 10 | 10 |
|       |                  | Kickoff      | DET 15 | 6   | 85   | Q3:21:51 | 4   | G. Igwebuike: 42-yard run                      | 10 | 16 |
|       |                  |              |        |     |      |          |     |  |    |    |
| 11/21 | at L.A. Chargers | Kickoff      | LAC 27 | 12  | 73   | Q1:16:20 | 6   | A. Ekeler: 6-yard run                          | 3  | 7  |
|       |                  | Downs        | LAC 2  | 12  | 98   | Q2:16:54 | 7   | A. Ekeler: 10-yard pass from J. Herbert        | 3  | 14 |
|       |                  | Kickoff      | LAC 25 | 8   | 63   | Q2:11:07 | 5   | D. Hopkins: 30-yard FG                         | 10 | 17 |
|       |                  | Kickoff      | LAC 30 | 6   | 70   | Q3:13:10 | 4   | A. Ekeler: 17-yard pass from J. Herbert        | 10 | 24 |
| 11/28 | at Cincinnati    | Punt         | LAC 26 | 11  | 51   | Q3:16:28 | 4   | D. Hopkins: 41-yard FG                         | 10 | 27 |
|       |                  | Kickoff      | LAC 25 | 7   | 75   | Q4:12:47 | 5   | A. Ekeler: 5-yard run                          | 20 | 34 |
|       |                  | Kickoff      | LAC 25 | 3   | 75   | Q4:11:15 | 2   | M. Williams: 53-yard pass from J. Herbert      | 37 | 41 |
|       |                  |              |        |     |      |          |     |  |    |    |
| 11/28 | at Cincinnati    | Kickoff      | CIN 25 | 10  | 75   | Q1:15:31 | 5   | J. Burrow: 8-yard run                          | 0  | 7  |
|       |                  | Interception | PIT 5  | 4   | -8   | Q1:11:55 | 0   | E. McPherson: 31-yard FG                       | 0  | 10 |
|       |                  | Kickoff      | CIN 25 | 6   | 75   | Q1:13:02 | 4   | Q2: T. Higgins: 32-yard pass from J. Burrow    | 3  | 17 |
|       |                  | Punt         | CIN 16 | 14  | 84   | Q2:17:35 | 6   | J. Mixon: 1-yard run                           | 3  | 24 |
| 12/05 | Baltimore        | Fumble       | PIT 45 | 8   | 12   | Q3:13:48 | 1   | E. McPherson: 51-yard FG                       | 3  | 34 |
|       |                  | Punt         | CIN 35 | 5   | 65   | Q3:12:57 | 4   | Q4: J. Mixon: 1-yard run                       | 3  | 41 |
|       |                  |              |        |     |      |          |     |  |    |    |
|       |                  |              |        |     |      |          |     |  |    |    |
| 12/05 | Baltimore        | Punt         | BAL 1  | 16  | 99   | Q1:10:27 | 7   | Q2: D. Freeman: 3-yard run                     | 0  | 7  |
|       |                  | Punt         | BAL 42 | 10  | 41   | Q3:15:20 | 3   | J. Tucker: 35-yard FG                          | 3  | 10 |
|       |                  | Kickoff      | BAL 38 | 5   | 51   | Q4:12:10 | 1   | J. Tucker: 28-yard FG                          | 9  | 13 |
|       |                  | Kickoff      | BAL 40 | 8   | 60   | Q4:11:36 | 4   | S. Watkins: 6-yard pass from L. Jackson        | 20 | 19 |
| 12/09 | at Minnesota     | Missed FG    | MIN 39 | 5   | 61   | Q1:21:01 | 3   | J. Jefferson: 14-yard pass from K. Cousins     | 0  | 6  |
|       |                  | Punt         | MIN 43 | 7   | 37   | Q1:21:02 | 2   | Q2: G. Joseph: 38-yard FG                      | 0  | 9  |
|       |                  | Punt         | MIN 22 | 5   | 78   | Q2:13:06 | 4   | D. Cook: 29-yard run                           | 0  | 16 |
|       |                  | Punt         | MIN 40 | 12  | 60   | Q2:15:19 | 4   | D. Cook: 7-yard run                            | 0  | 23 |
| 12/19 | Tennessee        | Punt         | PIT 34 | 7   | 10   | Q3:12:49 | 1   | G. Joseph: 42-yard FG                          | 0  | 26 |
|       |                  | Interception | PIT 30 | 6   | 23   | Q3:12:07 | 2   | G. Joseph: 25-yard FG                          | 0  | 29 |
|       |                  | Kickoff      | MIN 25 | 3   | 75   | Q4:11:20 | 2   | K. Osborn: 62-yard pass from K. Cousins        | 20 | 36 |
|       |                  |              |        |     |      |          |     |  |    |    |
| 12/19 | Tennessee        | Punt         | PIT 25 | 6   | 25   | Q1:12:29 | 3   | R. Tannehill: 1-yard run                       | 0  | 7  |
|       |                  | Punt         | TEN 47 | 11  | 45   | Q1:15:44 | 3   | R. Bullock: 26-yard FG                         | 0  | 10 |
|       |                  | Kickoff      | TEN 22 | 19  | 64   | Q2:10:17 | 6   | R. Bullock: 32-yard FG                         | 3  | 13 |
|       |                  |              |        |     |      |          |     |  |    |    |
| 12/26 | at Kansas City   | Punt         | KC 27  | 14  | 73   | Q1:18:10 | 7   | C. Edwards-Helaire: 1-yard run                 | 0  | 7  |
|       |                  | Interception | PIT 49 | 6   | 49   | Q1:12:54 | 3   | B. Pringle: 5-yard pass from P. Mahomes        | 0  | 14 |
|       |                  | Punt         | KC 20  | 10  | 54   | Q2:15:01 | 3   | E. Fry: 44-yard FG                             | 0  | 17 |
|       |                  | Missed FG    | KC 26  | 6   | 74   | Q2:12:50 | 3   | M. Hardman: 8-yard pass from P. Mahomes        | 0  | 23 |
| 01/03 | Cleveland        | Fumble       | KC 49  | 7   | 51   | Q3:13:51 | 4   | B. Pringle: 16-yard pass from P. Mahomes       | 0  | 30 |
|       |                  | Kickoff      | KC 25  | 12  | 59   | Q3:16:37 | 4   | Q4: E. Fry: 34-yard FG                         | 3  | 33 |
|       |                  | Fumble       | PIT 7  | 4   | -5   | Q4:12:02 | 0   | E. Fry: 30-yard FG                             | 3  | 36 |
|       |                  |              |        |     |      |          |     |  |    |    |
| 01/03 | Cleveland        | Punt         | PIT 48 | 4   | 48   | Q3:12:02 | 2   | D. Njoku: 3-yard pass from B. Mayfield         | 13 | 7  |
|       |                  | Kickoff      | CLE 24 | 17  | 76   | Q4:14:38 | 7   | H. Bryant: 1-yard pass from B. Mayfield        | 19 | 14 |
| 01/09 | at Baltimore     | Punt         | PIT 40 | 8   | 34   | Q2:11:35 | 3   | J. Tucker: 24-yard FG                          | 3  | 3  |
|       |                  | Kickoff      | BAL 32 | 5   | 68   | Q3:12:28 | 3   | L. Murray: 46-yard run                         | 3  | 10 |
|       |                  | Kickoff      | BAL 32 | 7   | 40   | Q4:11:41 | 2   | J. Tucker: 46-yard FG                          | 13 | 13 |
|       |                  |              |        |     |      |          |     |  |    |    |
| AVG   |                  |              |        | 8.2 | 56.0 | 3:45     | 3.4 |  |    |    |

## STEELERS 2021 POSTSEASON SCORING DRIVES

| DATE  | OPPONENT       | ACQUIRED | DRIVE START | PLAYS | YARDS | Q/TIME   | FIRST DOWNS | SCORING PLAY                                       | PIT | OPP |
|-------|----------------|----------|-------------|-------|-------|----------|-------------|--|-----|-----|
| 01/16 | at Kansas City | Kickoff  | PIT 25      | 10    | 75    | Q3:15:04 | 5           | D. Johnson: 13-yard pass from B. Roethlisberger    | 14  | 35  |
|       |                | Kickoff  | PIT 25      | 15    | 75    | Q4:16:37 | 6           | J. Washington: 15-yard pass from B. Roethlisberger | 21  | 42  |
|       | AVG            |          |             | 12.5  | 75.0  | 5:50     | 5.5         |  |     |     |

## STEELERS OPPONENTS 2021 POSTSEASON SCORING DRIVES

| DATE  | OPPONENT       | ACQUIRED | DRIVE<br>START | PLAYS | YARDS | Q/TIME   | FIRST<br>DOWNS | SCORING PLAY                               | PIT | OPP |
|-------|----------------|----------|----------------|-------|-------|----------|----------------|--|-----|-----|
| 01/16 | at Kansas City | Kickoff  | KC 24          | 8     | 76    | Q2:14:56 | 5              | J. McKinnon: 4-yard pass from P. Mahomes   | 7   | 7   |
|       |                | Punt     | KC 26          | 7     | 74    | Q2:12:43 | 4              | B. Pringle: 12-yard pass from P. Mahomes   | 7   | 14  |
|       |                | Punt     | KC 20          | 6     | 80    | Q2:10:39 | 3              | T. Kelce: 48-yard pass from P. Mahomes     | 7   | 21  |
|       |                | Kickoff  | KC 32          | 9     | 68    | Q3:14:47 | 4              | N. Allegretti: 1-yard pass from P. Mahomes | 7   | 28  |
|       |                | Fumble   | PIT 29         | 2     | 29    | Q3:10:42 | 1              | T. Hill: 31-yard pass from P. Mahomes      | 7   | 35  |
|       |                | Kickoff  | KC 25          | 9     | 75    | Q3:14:57 | 4              | Q4: B. Pringle: 2-yard pass from T. Kelce  | 14  | 42  |
| AVG   |                |          |                | 6.8   | 67.0  | 3:07     | 3.5            |  |     |     |

| STEELERS |                  |                  |           |                  |  |       |                  |                     |  | 2021 : REGULAR SEASON             |  |  |                   |  |  |
|----------|------------------|------------------|-----------|------------------|--|-------|------------------|---------------------|--|-----------------------------------|--|--|-------------------|--|--|
| PLAYS    |                  |                  | NET YARDS |                  |  | TIME  |                  |                     |  |                                   |  |  |                   |  |  |
| DATE     | OPPONENT         | PLAYS            | DATE      | OPPONENT         | NET YARDS                              | DATE  | OPPONENT         | TIME                |  |                                   |  |  |                   |  |  |
| 9/26     | Cincinnati       | 18 (field goal)  | 9/26      | Cincinnati       | 88 (field goal) [PEN: -7, GROSS: 95]   | 9/26  | Cincinnati       | 9:03 (field goal)   |  |                                   |  |  |                   |  |  |
| 12/26    | at Kansas City   | 17 (touchdown)   | 10/10     | Denver           | 86 (touchdown) [PEN: 5, GROSS: 81]     | 11/14 | Detroit          | 8:21 (field goal)   |  |                                   |  |  |                   |  |  |
| 1/9      | at Baltimore     | 15 (field goal)  | 12/26     | at Kansas City   | 85 (touchdown) [PEN: 0, GROSS: 85]     | 10/10 | Denver           | 7:16 (touchdown)    |  |                                   |  |  |                   |  |  |
| 10/17    | Seattle          | 14 (touchdown)   | 10/17     | Seattle          | 84 (touchdown) [PEN: 20, GROSS: 64]    | 10/17 | Seattle          | 6:59 (touchdown)    |  |                                   |  |  |                   |  |  |
| 10/10    | Denver           | 14 (touchdown)   | 12/9      | at Minnesota     | 84 (end of game) [PEN: -10, GROSS: 94] | 12/26 | at Kansas City   | 6:47 (touchdown)    |  |                                   |  |  |                   |  |  |
| 11/21    | at L.A. Chargers | 13 (field goal)  | 10/31     | at Cleveland     | 83 (touchdown) [PEN: -5, GROSS: 88]    | 11/21 | at L.A. Chargers | 6:33 (downs)        |  |                                   |  |  |                   |  |  |
| 11/14    | Detroit          | 13 (field goal)  | 11/14     | Detroit          | 83 (touchdown) [PEN: 29, GROSS: 54]    | 12/9  | at Minnesota     | 6:11 (missed fg)    |  |                                   |  |  |                   |  |  |
| 11/14    | Detroit          | 13 (field goal)  | 9/19      | Las Vegas        | 80 (touchdown) [PEN: 0, GROSS: 80]     | 10/31 | at Cleveland     | 5:57 (touchdown)    |  |                                   |  |  |                   |  |  |
| 10/31    | at Cleveland     | 13 (touchdown)   | 12/5      | Baltimore        | 78 (touchdown) [PEN: 0, GROSS: 78]     | 11/8  | Chicago          | 5:35 (touchdown)    |  |                                   |  |  |                   |  |  |
| 12/9     | at Minnesota     | 12 (end of game) | 10/3      | at Green Bay     | 75 (touchdown) [PEN: 0, GROSS: 75]     | 10/3  | at Green Bay     | 5:14 (field goal)   |  |                                   |  |  |                   |  |  |
| 12/5     | Baltimore        | 11 (touchdown)   | 11/8      | Chicago          | 75 (touchdown) [PEN: 0, GROSS: 75]     | 1/9   | at Baltimore     | 5:13 (touchdown)    |  |                                   |  |  |                   |  |  |
| 11/8     | Chicago          | 11 (field goal)  | 11/21     | at L.A. Chargers | 75 (touchdown) [PEN: 0, GROSS: 75]     | 1/3   | Cleveland        | 4:45 (downs)        |  |                                   |  |  |                   |  |  |
| 9/12     | at Buffalo       | 11 (field goal)  | 11/28     | at Cincinnati    | 69 (touchdown) [PEN: 0, GROSS: 69]     | 9/19  | Las Vegas        | 4:38 (downs)        |  |                                   |  |  |                   |  |  |
| 1/3      | Cleveland        | 11 (field goal)  | 9/12      | at Buffalo       | 69 (field goal) [PEN: 5, GROSS: 64]    | 9/12  | at Buffalo       | 4:37 (field goal)   |  |                                   |  |  |                   |  |  |
| 1/3      | Cleveland        | 11 (field goal)  | 1/3       | Cleveland        | 66 (field goal) [PEN: 5, GROSS: 61]    | 12/5  | Baltimore        | 4:33 (touchdown)    |  |                                   |  |  |                   |  |  |
| 10/3     | at Green Bay     | 10 (field goal)  | 1/3       | Cleveland        | 66 (touchdown) [PEN: 20, GROSS: 46]    | 12/19 | Tennessee        | 3:59 (touchdown)    |  |                                   |  |  |                   |  |  |
| 9/19     | Las Vegas        | 10 (downs)       | 1/9       | at Baltimore     | 65 (field goal) [PEN: 0, GROSS: 65]    | 11/28 | at Cincinnati    | 3:57 (punt)         |  |                                   |  |  |                   |  |  |
| 11/28    | at Cincinnati    | 9 (touchdown)    | 12/19     | Tennessee        | 63 (touchdown) [PEN: 24, GROSS: 39]    | --    | --               | --                  |  |                                   |  |  |                   |  |  |
| 12/19    | Tennessee        | 8 (touchdown)    | --        | --               | --                                     | --    | --               | --                  |  |                                   |  |  |                   |  |  |
| OPPONENT |                  |                  |           |                  |  |       |                  |                     |  | 2021 : REGULAR SEASON             |  |  |                   |  |  |
| PLAYS    |                  |                  | NET YARDS |                  |  | TIME  |                  |                     |  |                                   |  |  |                   |  |  |
| DATE     | OPPONENT         | PLAYS            | DATE      | OPPONENT         | NET YARDS                              | DATE  | OPPONENT         | TIME                |  |                                   |  |  |                   |  |  |
| 12/19    | Tennessee        | 19 (field goal)  | 12/5      | Baltimore        | 99 (touchdown) [PEN: 5, GROSS: 94]     | 12/5  | Baltimore        | 10:27 (touchdown)   |  |                                   |  |  |                   |  |  |
| 1/3      | Cleveland        | 17 (touchdown)   | 11/21     | at L.A. Chargers | 98 (touchdown) [PEN: 0, GROSS: 98]     | 12/19 | Tennessee        | 10:17 (field goal)  |  |                                   |  |  |                   |  |  |
| 12/5     | Baltimore        | 16 (touchdown)   | 9/12      | at Buffalo       | 91 (touchdown) [PEN: -5, GROSS: 96]    | 12/26 | at Kansas City   | 8:10 (touchdown)    |  |                                   |  |  |                   |  |  |
| 10/10    | Denver           | 14 (touchdown)   | 11/8      | Chicago          | 89 (field goal) [PEN: -15, GROSS: 104] | 11/28 | at Cincinnati    | 7:35 (touchdown)    |  |                                   |  |  |                   |  |  |
| 12/26    | at Kansas City   | 14 (touchdown)   | 10/31     | at Cleveland     | 86 (touchdown) [PEN: 5, GROSS: 81]     | 10/10 | Denver           | 7:26 (touchdown)    |  |                                   |  |  |                   |  |  |
| 11/28    | at Cincinnati    | 14 (touchdown)   | 11/14     | Detroit          | 85 (touchdown) [PEN: 0, GROSS: 85]     | 11/21 | at L.A. Chargers | 6:54 (touchdown)    |  |                                   |  |  |                   |  |  |
| 9/12     | at Buffalo       | 13 (touchdown)   | 11/28     | at Cincinnati    | 84 (touchdown) [PEN: 6, GROSS: 78]     | 10/31 | at Cleveland     | 6:51 (field goal)   |  |                                   |  |  |                   |  |  |
| 10/3     | at Green Bay     | 13 (touchdown)   | 9/19      | Las Vegas        | 82 (touchdown) [PEN: 0, GROSS: 82]     | 9/19  | Las Vegas        | 6:23 (field goal)   |  |                                   |  |  |                   |  |  |
| 9/19     | Las Vegas        | 13 (field goal)  | 12/9      | at Minnesota     | 78 (touchdown) [PEN: -10, GROSS: 88]   | 9/26  | Cincinnati       | 6:13 (field goal)   |  |                                   |  |  |                   |  |  |
| 10/3     | at Green Bay     | 13 (field goal)  | 1/3       | Cleveland        | 76 (touchdown) [PEN: 26, GROSS: 50]    | 10/3  | at Green Bay     | 5:54 (punt)         |  |                                   |  |  |                   |  |  |
| 10/31    | at Cleveland     | 13 (field goal)  | 10/3      | at Green Bay     | 76 (field goal) [PEN: 5, GROSS: 71]    | 9/12  | at Buffalo       | 5:39 (touchdown)    |  |                                   |  |  |                   |  |  |
| 11/21    | at L.A. Chargers | 12 (touchdown)   | 10/17     | Seattle          | 75 (touchdown) [PEN: 3, GROSS: 72]     | 12/9  | at Minnesota     | 5:19 (touchdown)    |  |                                   |  |  |                   |  |  |
| 11/8     | Chicago          | 12 (field goal)  | 10/10     | Denver           | 75 (touchdown) [PEN: -10, GROSS: 85]   | 10/17 | Seattle          | 5:05 (touchdown)    |  |                                   |  |  |                   |  |  |
| 11/21    | at L.A. Chargers | 12 (touchdown)   | 9/26      | Cincinnati       | 75 (touchdown) [PEN: 15, GROSS: 60]    | 11/8  | Chicago          | 4:59 (field goal)   |  |                                   |  |  |                   |  |  |
| 11/14    | Detroit          | 12 (field goal)  | 12/26     | at Kansas City   | 74 (touchdown) [PEN: 0, GROSS: 74]     | 1/3   | Cleveland        | 4:38 (touchdown)    |  |                                   |  |  |                   |  |  |
| 12/9     | at Minnesota     | 12 (touchdown)   | 1/9       | at Baltimore     | 68 (touchdown) [PEN: 0, GROSS: 68]     | 11/14 | Detroit          | 4:22 (punt)         |  |                                   |  |  |                   |  |  |
| 10/17    | Seattle          | 10 (touchdown)   | 12/19     | Tennessee        | 65 (downs) [PEN: 0, GROSS: 65]         | 1/9   | at Baltimore     | 4:13 (interception) |  |                                   |  |  |                   |  |  |
| 9/26     | Cincinnati       | 10 (field goal)  | --        | --               | --                                     | --    | --               | --                  |  |                                   |  |  |                   |  |  |
| 1/9      | at Baltimore     | 8 (field goal)   | --        | --               | --                                     | --    | --               | --                  |  |                                   |  |  |                   |  |  |
| 1/9      | at Baltimore     | 8 (interception) | --        | --               | --                                     | --    | --               | --                  |  |                                   |  |  |                   |  |  |
| STEELERS |                  |                  |           |                  |  |       |                  |                     |  | (AS OF FEB 11, 2022, 4:16 AM PST) |  |  | 2021 : POSTSEASON |  |  |
| PLAYS    |                  |                  | NET YARDS |                  |  | TIME  |                  |                     |  |                                   |  |  |                   |  |  |
| DATE     | OPPONENT         | PLAYS            | DATE      | OPPONENT         | NET YARDS                              | DATE  | OPPONENT         | TIME                |  |                                   |  |  |                   |  |  |
| 1/16     | at Kansas City   | 15 (touchdown)   | 1/16      | at Kansas City   | 78 (end of game) [PEN: 0, GROSS: 78]   | 1/16  | at Kansas City   | 6:37 (touchdown)    |  |                                   |  |  |                   |  |  |
| OPPONENT |                  |                  |           |                  |  |       |                  |                     |  | (AS OF FEB 11, 2022, 4:16 AM PST) |  |  | 2021 : POSTSEASON |  |  |
| PLAYS    |                  |                  | NET YARDS |                  |  | TIME  |                  |                     |  |                                   |  |  |                   |  |  |
| DATE     | OPPONENT         | PLAYS            | DATE      | OPPONENT         | NET YARDS                              | DATE  | OPPONENT         | TIME                |  |                                   |  |  |                   |  |  |
| 1/16     | at Kansas City   | 9 (touchdown)    | 1/16      | at Kansas City   | 80 (touchdown) [PEN: 0, GROSS: 80]     | 1/16  | at Kansas City   | 4:57 (touchdown)    |  |                                   |  |  |                   |  |  |
| 1/16     | at Kansas City   | 9 (touchdown)    | --        | --               | --                                     | --    | --               | --                  |  |                                   |  |  |                   |  |  |
| 1/16     | at Kansas City   | 9 (punt)         | --        | --               | --                                     | --    | --               | --                  |  |                                   |  |  |                   |  |  |

| DATE  | OPPONENT         | OFFENSE  | DEFENSE   |
|-------|------------------|--|---|
| 09/12 | at Buffalo       | FG - 24 yards<br>FG - 20 yards<br>TD - Pass  | FG - 37 yards<br>TD - Pass<br>FG - 25 yards<br>FG - 42 yards                                    |
| 09/19 | Las Vegas        | TD - Run   | FG - 33 yards<br>FG - 41 yards<br>TD - Pass   |
| 09/26 | Cincinnati       | TD - Pass<br>FG - 26 yards<br>Downs  | TD - Pass<br>TD - Pass  |
| 10/03 | at Green Bay     | TD - Run   | TD - Run<br>FG - 26 yards<br>FG - 29 yards<br>TD - Pass   |
| 10/10 | Denver           | TD - Run<br>TD - Pass  | FG - 29 yards<br>TD - Pass<br>Interception  |
| 10/17 | Seattle          | TD - Pass<br>TD - Run<br>FG - 27 yards<br>FG - 37 yards                                    | TD - Run<br>TD - Pass<br>FG - 40 yards  |
| 10/31 | at Cleveland     | FG - 31 yards<br>Downs<br>TD - Run<br>TD - Pass  | FG - 30 yards<br>TD - Run   |
| 11/08 | Chicago          | TD - Run<br>TD - Pass<br>TD - Pass   | FG - 30 yards<br>FG - 22 yards<br>TD - Run<br>TD - Pass   |
| 11/14 | Detroit          | TD - Pass<br>FG - 20 yards<br>FG - 23 yards  | FG - 20 yards   |
| 11/21 | at L.A. Chargers | FG - 36 yards<br>Downs<br>TD - Pass<br>FG - 36 yards<br>TD - Run<br>TD - Pass<br>TD - Pass | TD - Run<br>TD - Pass<br>FG - 30 yards<br>TD - Pass<br>FG - 41 yards<br>TD - Run<br>End of Game |
| 11/28 | at Cincinnati    | TD - Pass  | TD - Run<br>FG - 31 yards<br>TD - Run<br>TD - Run   |
| 12/05 | Baltimore        | TD - Pass  | Interception<br>TD - Run<br>FG - 35 yards<br>FG - 28 yards<br>TD - Pass                         |
| 12/09 | at Minnesota     | TD - Pass<br>TD - Run<br>TD - Pass<br>End of Game  | TD - Pass<br>TD - Run<br>FG - 25 yards  |
| 12/19 | Tennessee        | FG - 36 yards<br>TD - Run<br>FG - 28 yards   | TD - Run<br>FG - 26 yards<br>FG - 32 yards<br>Downs   |
| 12/26 | at Kansas City   | Missed FG<br>FG - 34 yards<br>TD - Pass<br>End of Game                                     | TD - Run<br>TD - Pass<br>TD - Pass<br>TD - Pass<br>FG - 34 yards<br>FG - 30 yards               |
| 01/03 | Cleveland        | TD - Pass<br>FG - 22 yards<br>FG - 30 yards  | TD - Pass<br>TD - Pass  |
| 01/09 | at Baltimore     | FG - 28 yards<br>TD - Pass<br>FG - 36 yards  | FG - 24 yards<br>Interception   |

| OFFENSE DEFENSE     |      |      |
|---------------------|------|------|
| Inside the 20       | 50   | 59   |
| Scores              | 44   | 54   |
| Touchdowns          | 27   | 30   |
| Field Goals         | 17   | 24   |
| Total Points in 20  | 239  | 279  |
| Fumbles             | 0    | 0    |
| Interceptions       | 0    | 3    |
| Missed Field Goals  | 1    | 0    |
| Lost on Downs       | 3    | 1    |
| End of Half/Game    | 2    | 1    |
| TDs Outside         | 6    | 11   |
| Red-Zone Percentage | 54.0 | 50.8 |

| DATE  | OPPONENT       | OFFENSE                               | DEFENSE  |
|-------|----------------|---------------------------------------|--|
| 01/16 | at Kansas City | TD - Pass<br>TD - Pass<br>End of Game | TD - Pass<br>TD - Pass<br>TD - Pass<br>TD - Pass |

| OFFENSE DEFENSE     |      |       |
|---------------------|------|-------|
| Inside the 20       | 3    | 4     |
| Scores              | 2    | 4     |
| Touchdowns          | 2    | 4     |
| Field Goals         | 0    | 0     |
| Total Points in 20  | 14   | 28    |
| Fumbles             | 0    | 0     |
| Interceptions       | 0    | 0     |
| Missed Field Goals  | 0    | 0     |
| Lost on Downs       | 0    | 0     |
| End of Half/Game    | 1    | 0     |
| TDs Outside         | 0    | 2     |
| Red-Zone Percentage | 66.7 | 100.0 |



## STEELERS 2021 REGULAR SEASON INSIDE 20 EFFICIENCY

| STEELERS |                  |     |    |     |       |          |    |     |          |     |     |      |      |      |     |       |            |          |
|----------|------------------|-----|----|-----|-------|----------|----|-----|----------|-----|-----|------|------|------|-----|-------|------------|----------|
| Date     | Opponent         | Pos | TD | PAT | 2-Pt. | Miss PAT | FG | FGA | Blk/ MFG | INT | Fum | Dwns | Half | Game | Pts | TD%   | Score Pct. | Pts/Poss |
| 09/12    | at Buffalo       | 3   | 1  | 1   | 0     | 0        | 2  | 2   | 0        | 0   | 0   | 0    | 0    | 0    | 13  | 33.3  | 100.0      | 4.3      |
| 09/19    | Las Vegas        | 1   | 1  | 1   | 0     | 0        | 0  | 0   | 0        | 0   | 0   | 0    | 0    | 0    | 7   | 100.0 | 100.0      | 7.0      |
| 09/26    | Cincinnati       | 3   | 1  | 1   | 0     | 0        | 1  | 1   | 0        | 0   | 0   | 1    | 0    | 0    | 10  | 33.3  | 66.7       | 3.3      |
| 10/03    | at Green Bay     | 1   | 1  | 1   | 0     | 0        | 0  | 0   | 0        | 0   | 0   | 0    | 0    | 0    | 7   | 100.0 | 100.0      | 7.0      |
| 10/10    | Denver           | 2   | 2  | 2   | 0     | 0        | 0  | 0   | 0        | 0   | 0   | 0    | 0    | 0    | 14  | 100.0 | 100.0      | 7.0      |
| 10/17    | Seattle          | 4   | 2  | 2   | 0     | 0        | 2  | 2   | 0        | 0   | 0   | 0    | 0    | 0    | 20  | 50.0  | 100.0      | 5.0      |
| 10/31    | at Cleveland     | 4   | 2  | 0   | 0     | 0        | 1  | 1   | 0        | 0   | 0   | 1    | 0    | 0    | 15  | 50.0  | 75.0       | 3.8      |
| 11/08    | Chicago          | 3   | 3  | 2   | 0     | 1        | 0  | 0   | 0        | 0   | 0   | 0    | 0    | 0    | 20  | 100.0 | 100.0      | 6.7      |
| 11/14    | Detroit          | 3   | 1  | 1   | 0     | 0        | 2  | 2   | 0        | 0   | 0   | 0    | 0    | 0    | 13  | 33.3  | 100.0      | 4.3      |
| 11/21    | at L.A. Chargers | 7   | 4  | 4   | 0     | 0        | 2  | 2   | 0        | 0   | 0   | 1    | 0    | 0    | 34  | 57.1  | 85.7       | 4.9      |
| 11/28    | at Cincinnati    | 1   | 1  | 1   | 0     | 0        | 0  | 0   | 0        | 0   | 0   | 0    | 0    | 0    | 7   | 100.0 | 100.0      | 7.0      |
| 12/05    | Baltimore        | 1   | 1  | 0   | 1     | 0        | 0  | 0   | 0        | 0   | 0   | 0    | 0    | 0    | 8   | 100.0 | 100.0      | 8.0      |
| 12/09    | at Minnesota     | 4   | 3  | 2   | 1     | 0        | 0  | 0   | 0        | 0   | 0   | 0    | 0    | 1    | 22  | 75.0  | 75.0       | 5.5      |
| 12/19    | Tennessee        | 3   | 1  | 1   | 0     | 0        | 2  | 2   | 0        | 0   | 0   | 0    | 0    | 0    | 13  | 33.3  | 100.0      | 4.3      |
| 12/26    | at Kansas City   | 4   | 1  | 1   | 0     | 0        | 1  | 2   | 1        | 0   | 0   | 0    | 0    | 1    | 10  | 25.0  | 50.0       | 2.5      |
| 01/03    | Cleveland        | 3   | 1  | 1   | 0     | 0        | 2  | 2   | 0        | 0   | 0   | 0    | 0    | 0    | 13  | 33.3  | 100.0      | 4.3      |
| 01/09    | at Baltimore     | 3   | 1  | 1   | 0     | 0        | 2  | 2   | 0        | 0   | 0   | 0    | 0    | 0    | 13  | 33.3  | 100.0      | 4.3      |
| TOTALS   |                  | 50  | 27 | 22  | 2     | 1        | 17 | 18  | 1        | 0   | 0   | 3    | 0    | 2    | 239 | 54.0  | 88.0       | 4.8      |

## OPPONENT 2021 REGULAR SEASON INSIDE 20 EFFICIENCY

| OPPONENT |                  |     |    |     |       |          |    |     |          |     |     |      |      |      |     |       |            |          |  |
|----------|------------------|-----|----|-----|-------|----------|----|-----|----------|-----|-----|------|------|------|-----|-------|------------|----------|--|
| Date     | Opponent         | Pos | TD | PAT | 2-Pt. | Miss PAT | FG | FGA | Blk/ MFG | INT | Fum | Dwns | Half | Game | Pts | TD%   | Score Pct. | Pts/Poss |  |
| 09/12    | at Buffalo       | 4   | 1  | 1   | 0     | 0        | 3  | 3   | 0        | 0   | 0   | 0    | 0    | 0    | 16  | 25.0  | 100.0      | 4.0      |  |
| 09/19    | Las Vegas        | 3   | 1  | 1   | 0     | 0        | 2  | 2   | 0        | 0   | 0   | 0    | 0    | 0    | 13  | 33.3  | 100.0      | 4.3      |  |
| 09/26    | Cincinnati       | 2   | 2  | 2   | 0     | 0        | 0  | 0   | 0        | 0   | 0   | 0    | 0    | 0    | 14  | 100.0 | 100.0      | 7.0      |  |
| 10/03    | at Green Bay     | 4   | 2  | 2   | 0     | 0        | 2  | 2   | 0        | 0   | 0   | 0    | 0    | 0    | 20  | 50.0  | 100.0      | 5.0      |  |
| 10/10    | Denver           | 3   | 1  | 1   | 0     | 0        | 1  | 1   | 0        | 1   | 0   | 0    | 0    | 0    | 10  | 33.3  | 66.7       | 3.3      |  |
| 10/17    | Seattle          | 3   | 2  | 2   | 0     | 0        | 1  | 1   | 0        | 0   | 0   | 0    | 0    | 0    | 17  | 66.7  | 100.0      | 5.7      |  |
| 10/31    | at Cleveland     | 2   | 1  | 1   | 0     | 0        | 1  | 1   | 0        | 0   | 0   | 0    | 0    | 0    | 10  | 50.0  | 100.0      | 5.0      |  |
| 11/08    | Chicago          | 4   | 2  | 2   | 0     | 0        | 2  | 2   | 0        | 0   | 0   | 0    | 0    | 0    | 20  | 50.0  | 100.0      | 5.0      |  |
| 11/14    | Detroit          | 1   | 0  | 0   | 0     | 0        | 1  | 1   | 0        | 0   | 0   | 0    | 0    | 0    | 3   | 0.0   | 100.0      | 3.0      |  |
| 11/21    | at L.A. Chargers | 7   | 4  | 4   | 0     | 0        | 2  | 2   | 0        | 0   | 0   | 0    | 0    | 1    | 34  | 57.1  | 85.7       | 4.9      |  |
| 11/28    | at Cincinnati    | 4   | 3  | 3   | 0     | 0        | 1  | 1   | 0        | 0   | 0   | 0    | 0    | 0    | 24  | 75.0  | 100.0      | 6.0      |  |
| 12/05    | Baltimore        | 5   | 2  | 1   | 0     | 0        | 2  | 2   | 0        | 1   | 0   | 0    | 0    | 0    | 19  | 40.0  | 80.0       | 3.8      |  |
| 12/09    | at Minnesota     | 3   | 2  | 1   | 0     | 1        | 1  | 1   | 0        | 0   | 0   | 0    | 0    | 0    | 16  | 66.7  | 100.0      | 5.3      |  |
| 12/19    | Tennessee        | 4   | 1  | 1   | 0     | 0        | 2  | 2   | 0        | 0   | 0   | 1    | 0    | 0    | 13  | 25.0  | 75.0       | 3.3      |  |
| 12/26    | at Kansas City   | 6   | 4  | 3   | 0     | 1        | 2  | 2   | 0        | 0   | 0   | 0    | 0    | 0    | 33  | 66.7  | 100.0      | 5.5      |  |
| 01/03    | Cleveland        | 2   | 2  | 2   | 0     | 0        | 0  | 0   | 0        | 0   | 0   | 0    | 0    | 0    | 14  | 100.0 | 100.0      | 7.0      |  |
| 01/09    | at Baltimore     | 2   | 0  | 0   | 0     | 0        | 1  | 1   | 0        | 1   | 0   | 0    | 0    | 0    | 3   | 0.0   | 50.0       | 1.5      |  |
| TOTALS   |                  | 59  | 30 | 27  | 0     | 2        | 24 | 24  | 0        | 3   | 0   | 1    | 0    | 1    | 279 | 50.8  | 91.5       | 4.7      |  |

## STEELERS 2021 POSTSEASON INSIDE 20 EFFICIENCY

| POSTSEASON |                |     |    |     |       |          |    |     |          |     |     |      |            |   |    |      |            |          |
|------------|----------------|-----|----|-----|-------|----------|----|-----|----------|-----|-----|------|------------|---|----|------|------------|----------|
| STEELERS   |                |     |    |     |       |          |    |     |          |     |     |      |            |   |    |      |            |          |
| Date       | Opponent       | Pos | TD | PAT | 2-Pt. | Miss PAT | FG | FGA | Blk/ MFG | INT | Fum | Dwns | Drive Ends |   |    | TD%  | Score Pct. | Pts/Poss |
| 01/16      | at Kansas City | 3   | 2  | 2   | 0     | 0        | 0  | 0   | 0        | 0   | 0   | 0    | 0          | 1 | 14 | 66.7 | 66.7       | 4.7      |
|            |                | 3   | 2  | 2   | 0     | 0        | 0  | 0   | 0        | 0   | 0   | 0    | 0          | 1 | 14 | 66.7 | 66.7       | 4.7      |

## OPPONENT 2021 POSTSEASON INSIDE 20 EFFICIENCY

| POSTSEASON |                |     |    |     |       |          |    |     |          |     |     |      |            |   |    |       |            |          |  |
|------------|----------------|-----|----|-----|-------|----------|----|-----|----------|-----|-----|------|------------|---|----|-------|------------|----------|--|
| OPPONENT   |                |     |    |     |       |          |    |     |          |     |     |      |            |   |    |       |            |          |  |
| Date       | Opponent       | Pos | TD | PAT | 2-Pt. | Miss PAT | FG | FGA | Blk/ MFG | INT | Fum | Dwns | Drive Ends |   |    | TD%   | Score Pct. | Pts/Poss |  |
| 01/16      | at Kansas City | 4   | 4  | 4   | 0     | 0        | 0  | 0   | 0        | 0   | 0   | 0    | 0          | 0 | 28 | 100.0 | 100.0      | 7.0      |  |
| TOTALS     |                | 4   | 4  | 4   | 0     | 0        | 0  | 0   | 0        | 0   | 0   | 0    | 0          | 0 | 28 | 100.0 | 100.0      | 7.0      |  |

| STEELERS 2021 REGULAR SEASON YARDS GAINED BY DOWN |                  |          |       |     |          |       |     |          |       |      |          |     |      |          |       |     |          |       |     |          |       |      |          |     |      |
|---|------------------|----------|-------|-----|----------|-------|-----|----------|-------|------|----------|-----|------|----------|-------|-----|----------|-------|-----|----------|-------|------|----------|-----|------|
|   |                  | STEELERS |       |     |          |       |     |          |       |      |          |     |      | OPPONENT |       |     |          |       |     |          |       |      |          |     |      |
|   |                  | 1ST DOWN |       |     | 2ND DOWN |       |     | 3RD DOWN |       |      | 4TH DOWN |     |      | 1ST DOWN |       |     | 2ND DOWN |       |     | 3RD DOWN |       |      | 4TH DOWN |     |      |
| Date  | Opponent         | Att      | Yds   | Avg | Att      | Yds   | Avg | Att      | Yds   | Avg  | Att      | Yds | Avg  | Att      | Yds   | Avg | Att      | Yds   | Avg | Att      | Yds   | Avg  | Att      | Yds | Avg  |
| 09/12   | at Buffalo       | 24       | 96    | 4.0 | 19       | 105   | 5.5 | 12       | 51    | 4.3  | 0        | 0   | 0.0  | 31       | 135   | 4.4 | 27       | 151   | 5.6 | 18       | 78    | 4.3  | 3        | 7   | 2.3  |
| 09/19   | Las Vegas        | 23       | 91    | 4.0 | 20       | 130   | 6.5 | 12       | 110   | 9.2  | 1        | 0   | 0.0  | 30       | 189   | 6.3 | 20       | 114   | 5.7 | 13       | 120   | 9.2  | 1        | 2   | 2.0  |
| 09/26   | Cincinnati       | 31       | 106   | 3.4 | 25       | 136   | 5.4 | 19       | 108   | 5.7  | 2        | -1  | -0.5 | 21       | 164   | 7.8 | 12       | 33    | 2.8 | 9        | 71    | 7.9  | 0        | 0   | 0.0  |
| 10/03   | at Green Bay     | 25       | 111   | 4.4 | 20       | 121   | 6.1 | 11       | 49    | 4.5  | 2        | 1   | 0.5  | 31       | 134   | 4.3 | 25       | 150   | 6.0 | 15       | 83    | 5.5  | 1        | 0   | 0.0  |
| 10/10   | Denver           | 26       | 90    | 3.5 | 23       | 179   | 7.8 | 12       | 122   | 10.2 | 0        | 0   | 0.0  | 24       | 143   | 6.0 | 18       | 87    | 4.8 | 12       | 112   | 9.3  | 4        | 32  | 8.0  |
| 10/17   | Seattle          | 33       | 165   | 5.0 | 24       | 102   | 4.3 | 14       | 78    | 5.6  | 0        | 0   | 0.0  | 30       | 126   | 4.2 | 22       | 150   | 6.8 | 12       | 33    | 2.8  | 0        | 0   | 0.0  |
| 10/31   | at Cleveland     | 30       | 150   | 5.0 | 22       | 151   | 6.9 | 13       | 73    | 5.6  | 3        | 3   | 1.0  | 26       | 135   | 5.2 | 20       | 110   | 5.5 | 10       | 62    | 6.2  | 2        | -1  | -0.5 |
| 11/08   | Chicago          | 26       | 144   | 5.5 | 21       | 73    | 3.5 | 17       | 67    | 3.9  | 2        | 3   | 1.5  | 29       | 242   | 8.3 | 17       | 87    | 5.1 | 12       | 85    | 7.1  | 0        | 0   | 0.0  |
| 11/14   | Detroit          | 35       | 127   | 3.6 | 29       | 169   | 5.8 | 17       | 91    | 5.4  | 0        | 0   | 0.0  | 28       | 179   | 6.4 | 20       | 37    | 1.9 | 18       | 78    | 4.3  | 3        | 12  | 4.0  |
| 11/21   | at L.A. Chargers | 27       | 110   | 4.1 | 21       | 97    | 4.6 | 15       | 93    | 6.2  | 2        | 0   | 0.0  | 35       | 288   | 8.2 | 21       | 94    | 4.5 | 12       | 151   | 12.6 | 1        | 0   | 0.0  |
| 11/28   | at Cincinnati    | 26       | 127   | 4.9 | 20       | 73    | 3.7 | 13       | 101   | 7.8  | 0        | 0   | 0.0  | 31       | 232   | 7.5 | 22       | 80    | 3.6 | 11       | 56    | 5.1  | 1        | 2   | 2.0  |
| 12/05   | Baltimore        | 25       | 141   | 5.6 | 20       | 110   | 5.5 | 12       | 70    | 5.8  | 0        | 0   | 0.0  | 30       | 90    | 3.0 | 23       | 114   | 5.0 | 16       | 122   | 7.6  | 0        | 0   | 0.0  |
| 12/09   | at Minnesota     | 31       | 156   | 5.0 | 23       | 185   | 8.0 | 13       | 20    | 1.5  | 2        | 14  | 7.0  | 30       | 240   | 8.0 | 22       | 145   | 6.6 | 14       | 70    | 5.0  | 1        | 3   | 3.0  |
| 12/19   | Tennessee        | 21       | 105   | 5.0 | 13       | 42    | 3.2 | 11       | 21    | 1.9  | 0        | 0   | 0.0  | 32       | 139   | 4.3 | 26       | 101   | 3.9 | 18       | 71    | 3.9  | 2        | 7   | 3.5  |
| 12/26   | at Kansas City   | 29       | 93    | 3.2 | 25       | 154   | 6.2 | 13       | 49    | 3.8  | 3        | 18  | 6.0  | 31       | 161   | 5.2 | 24       | 164   | 6.8 | 11       | 54    | 4.9  | 1        | 2   | 2.0  |
| 01/03   | Cleveland        | 31       | 73    | 2.4 | 28       | 134   | 4.8 | 18       | 91    | 5.1  | 2        | 1   | 0.5  | 26       | 111   | 4.3 | 21       | 71    | 3.4 | 17       | 35    | 2.1  | 3        | 15  | 5.0  |
| 01/09   | at Baltimore     | 33       | 95    | 2.9 | 24       | 115   | 4.8 | 17       | 94    | 5.5  | 1        | 10  | 10.0 | 33       | 263   | 8.0 | 22       | 77    | 3.5 | 14       | 39    | 2.8  | 1        | 2   | 2.0  |
| TOTALS  |                  | 476      | 1,980 | 4.2 | 377      | 2,076 | 5.5 | 239      | 1,288 | 5.4  | 20       | 49  | 2.5  | 498      | 2,971 | 6.0 | 362      | 1,765 | 4.9 | 232      | 1,320 | 5.7  | 24       | 83  | 3.5  |

| STEELERS 2021 POSTSEASON YARDS GAINED BY DOWN |                |          |     |     |          |     |     |          |     |     |          |     |     |          |     |     |          |     |      |          |     |     |          |     |     |
|---|----------------|----------|-----|-----|----------|-----|-----|----------|-----|-----|----------|-----|-----|----------|-----|-----|----------|-----|------|----------|-----|-----|----------|-----|-----|
|   |                | STEELERS |     |     |          |     |     |          |     |     |          |     |     | OPPONENT |     |     |          |     |      |          |     |     |          |     |     |
|   |                | 1ST DOWN |     |     | 2ND DOWN |     |     | 3RD DOWN |     |     | 4TH DOWN |     |     | 1ST DOWN |     |     | 2ND DOWN |     |      | 3RD DOWN |     |     | 4TH DOWN |     |     |
| Date  | Opponent       | Att      | Yds | Avg | Att      | Yds | Avg | Att      | Yds | Avg | Att      | Yds | Avg | Att      | Yds | Avg | Att      | Yds | Avg  | Att      | Yds | Avg | Att      | Yds | Avg |
| 01/16   | at Kansas City | 28       | 118 | 4.2 | 20       | 90  | 4.5 | 16       | 36  | 2.3 | 2        | 13  | 6.5 | 32       | 146 | 4.6 | 21       | 220 | 10.5 | 12       | 112 | 9.3 | 0        | 0   | 0.0 |
| TOTALS  |                | 28       | 118 | 4.2 | 20       | 90  | 4.5 | 16       | 36  | 2.3 | 2        | 13  | 6.5 | 32       | 146 | 4.6 | 21       | 220 | 10.5 | 12       | 112 | 9.3 | 0        | 0   | 0.0 |

## STEELERS 2021 REGULAR SEASON THIRD DOWN EFFICIENCY

| STEELERS |                  |                            |         |         |                            |         |         |                               |         |         |           |        |
|----------|------------------|----------------------------|---------|---------|----------------------------|---------|---------|-------------------------------|---------|---------|-----------|--------|
| Date     | Opponent         | 3rd & 1                    | 3rd & 2 | 3rd & 3 | 3rd & 4                    | 3rd & 5 | 3rd & 6 | 3rd & 7                       | 3rd & 8 | 3rd & 9 | 3rd & 10+ | Total  |
| 09/12    | at Buffalo       | 1/1                        | 1/1     | 0/0     | 1/4                        | 0/1     | 0/1     | 0/0                           | 1/1     | 0/0     | 0/3       | 4/12   |
| 09/19    | Las Vegas        | 0/0                        | 1/1     | 0/0     | 0/1                        | 1/1     | 0/1     | 0/0                           | 2/2     | 0/1     | 1/5       | 5/12   |
| 09/26    | Cincinnati       | 0/0                        | 3/4     | 0/0     | 2/3                        | 2/2     | 0/2     | 0/0                           | 0/0     | 0/0     | 2/8       | 9/19   |
| 10/03    | at Green Bay     | 1/1                        | 1/1     | 1/1     | 1/3                        | 0/2     | 0/1     | 0/0                           | 0/1     | 0/0     | 0/1       | 4/11   |
| 10/10    | Denver           | 1/1                        | 2/3     | 2/2     | 0/0                        | 0/1     | 0/0     | 1/2                           | 0/0     | 0/0     | 1/3       | 7/12   |
| 10/17    | Seattle          | 1/1                        | 1/1     | 1/1     | 1/2                        | 0/0     | 0/1     | 0/1                           | 0/1     | 0/2     | 1/4       | 5/14   |
| 10/31    | at Cleveland     | 0/0                        | 1/2     | 0/0     | 0/0                        | 2/3     | 0/0     | 0/0                           | 0/2     | 1/1     | 0/5       | 4/13   |
| 11/08    | Chicago          | 2/5                        | 0/2     | 0/1     | 1/1                        | 0/0     | 0/0     | 2/2                           | 1/2     | 0/0     | 0/4       | 6/17   |
| 11/14    | Detroit          | 1/1                        | 0/0     | 1/2     | 1/3                        | 0/2     | 1/1     | 0/1                           | 2/3     | 1/1     | 0/3       | 7/17   |
| 11/21    | at L.A. Chargers | 0/0                        | 3/4     | 2/3     | 0/1                        | 2/4     | 1/1     | 0/0                           | 0/1     | 0/0     | 0/1       | 8/15   |
| 11/28    | at Cincinnati    | 0/1                        | 2/2     | 0/0     | 0/0                        | 0/0     | 1/2     | 2/3                           | 0/0     | 1/1     | 1/4       | 7/13   |
| 12/05    | Baltimore        | 2/3                        | 2/3     | 0/0     | 0/0                        | 1/1     | 0/0     | 0/0                           | 0/2     | 0/0     | 0/3       | 5/12   |
| 12/09    | at Minnesota     | 1/3                        | 2/2     | 0/0     | 1/2                        | 0/0     | 0/1     | 0/1                           | 0/0     | 0/0     | 0/4       | 4/13   |
| 12/19    | Tennessee        | 2/2                        | 0/0     | 0/0     | 0/1                        | 0/1     | 0/1     | 0/1                           | 0/1     | 0/1     | 0/3       | 2/11   |
| 12/26    | at Kansas City   | 1/1                        | 0/0     | 0/0     | 2/6                        | 0/0     | 1/1     | 0/1                           | 1/1     | 0/0     | 0/3       | 5/13   |
| 01/03    | Cleveland        | 0/0                        | 2/3     | 1/3     | 0/1                        | 0/0     | 0/1     | 2/2                           | 0/1     | 0/2     | 0/5       | 5/18   |
| 01/09    | at Baltimore     | 1/2                        | 0/0     | 0/0     | 0/1                        | 0/0     | 2/2     | 1/3                           | 0/3     | 2/2     | 0/4       | 6/17   |
| TOTALS   |                  | 14/22                      | 21/29   | 8/13    | 10/29                      | 8/18    | 6/16    | 8/17                          | 7/21    | 5/11    | 6/63      | 93/239 |
|          |                  | 63.6%                      | 72.4%   | 61.5%   | 34.5%                      | 44.4%   | 37.5%   | 47.1%                         | 33.3%   | 45.5%   | 9.5%      | 38.9%  |
|          |                  | 3RD & 1-3: 43 / 64 = 67.2% |         |         | 3RD & 4-6: 24 / 63 = 38.1% |         |         | 3RD & 7-10+: 26 / 112 = 23.2% |         |         |           |        |

## OPPONENT 2021 REGULAR SEASON THIRD DOWN EFFICIENCY

| OPPONENT |                  |                            |         |         |                            |         |         |                               |         |         |           |        |
|----------|------------------|----------------------------|---------|---------|----------------------------|---------|---------|-------------------------------|---------|---------|-----------|--------|
| Date     | Opponent         | 3rd & 1                    | 3rd & 2 | 3rd & 3 | 3rd & 4                    | 3rd & 5 | 3rd & 6 | 3rd & 7                       | 3rd & 8 | 3rd & 9 | 3rd & 10+ | Total  |
| 09/12    | at Buffalo       | 1/2                        | 0/0     | 3/5     | 0/0                        | 1/3     | 0/1     | 0/0                           | 1/2     | 1/1     | 1/4       | 8/18   |
| 09/19    | Las Vegas        | 1/1                        | 0/1     | 1/3     | 1/1                        | 0/0     | 0/1     | 0/1                           | 0/0     | 1/3     | 1/2       | 5/13   |
| 09/26    | Cincinnati       | 0/1                        | 1/1     | 1/1     | 0/0                        | 0/0     | 0/0     | 0/0                           | 1/2     | 0/0     | 0/4       | 3/9    |
| 10/03    | at Green Bay     | 3/3                        | 0/0     | 1/2     | 1/3                        | 0/0     | 1/1     | 1/1                           | 0/0     | 1/2     | 1/3       | 9/15   |
| 10/10    | Denver           | 1/1                        | 0/2     | 0/1     | 0/0                        | 1/1     | 0/0     | 0/1                           | 0/0     | 0/1     | 0/5       | 2/12   |
| 10/17    | Seattle          | 1/2                        | 0/1     | 0/0     | 0/2                        | 0/1     | 0/0     | 1/1                           | 1/1     | 0/0     | 0/4       | 3/12   |
| 10/31    | at Cleveland     | 0/0                        | 0/1     | 0/0     | 1/1                        | 0/0     | 2/2     | 0/1                           | 0/0     | 0/0     | 0/5       | 3/10   |
| 11/08    | Chicago          | 1/2                        | 2/2     | 0/0     | 0/0                        | 0/2     | 0/0     | 0/0                           | 1/1     | 0/1     | 0/4       | 4/12   |
| 11/14    | Detroit          | 1/1                        | 0/0     | 1/1     | 0/1                        | 0/1     | 1/2     | 0/1                           | 0/1     | 1/1     | 0/9       | 4/18   |
| 11/21    | at L.A. Chargers | 0/0                        | 1/1     | 1/2     | 0/1                        | 2/3     | 1/1     | 0/0                           | 0/0     | 0/0     | 2/4       | 7/12   |
| 11/28    | at Cincinnati    | 2/3                        | 0/0     | 0/0     | 0/0                        | 1/2     | 0/0     | 0/0                           | 1/1     | 0/1     | 1/4       | 5/11   |
| 12/05    | Baltimore        | 0/0                        | 0/0     | 0/0     | 0/2                        | 1/1     | 1/2     | 1/1                           | 1/1     | 0/1     | 4/8       | 8/16   |
| 12/09    | at Minnesota     | 1/2                        | 1/1     | 0/0     | 0/1                        | 1/1     | 0/0     | 0/2                           | 0/1     | 1/1     | 1/5       | 5/14   |
| 12/19    | Tennessee        | 4/4                        | 0/0     | 0/1     | 1/2                        | 0/1     | 0/2     | 1/1                           | 1/1     | 0/1     | 1/5       | 8/18   |
| 12/26    | at Kansas City   | 1/1                        | 2/2     | 0/0     | 0/0                        | 0/1     | 0/2     | 1/2                           | 0/0     | 0/1     | 0/2       | 4/11   |
| 01/03    | Cleveland        | 1/1                        | 0/1     | 1/3     | 0/0                        | 0/0     | 0/1     | 0/2                           | 1/1     | 0/1     | 2/7       | 5/17   |
| 01/09    | at Baltimore     | 0/1                        | 1/3     | 0/0     | 0/1                        | 1/1     | 1/2     | 0/1                           | 0/2     | 0/1     | 0/2       | 3/14   |
| TOTALS   |                  | 18/25                      | 8/16    | 9/19    | 4/15                       | 8/18    | 7/17    | 5/15                          | 8/14    | 5/16    | 14/77     | 86/232 |
|          |                  | 72.0%                      | 50.0%   | 47.4%   | 26.7%                      | 44.4%   | 41.2%   | 33.3%                         | 57.1%   | 31.3%   | 18.2%     | 37.1%  |
|          |                  | 3RD & 1-3: 35 / 60 = 58.3% |         |         | 3RD & 4-6: 19 / 50 = 38.0% |         |         | 3RD & 7-10+: 32 / 122 = 26.2% |         |         |           |        |

## STEELERS 2021 POSTSEASON THIRD DOWN EFFICIENCY

| POSTSEASON |                |                          |         |         |                          |         |         |                           |         |         |           |       |
|------------|----------------|--------------------------|---------|---------|--------------------------|---------|---------|---------------------------|---------|---------|-----------|-------|
| STEELERS   |                |                          |         |         |                          |         |         |                           |         |         |           |       |
| Date       | Opponent       | 3rd & 1                  | 3rd & 2 | 3rd & 3 | 3rd & 4                  | 3rd & 5 | 3rd & 6 | 3rd & 7                   | 3rd & 8 | 3rd & 9 | 3rd & 10+ | Total |
| 01/16      | at Kansas City | 1/1                      | 0/4     | 4/4     | 1/1                      | 1/3     | 0/0     | 0/0                       | 0/1     | 0/0     | 0/2       | 7/16  |
| TOTALS     |                | 1/1                      | 0/4     | 4/4     | 1/1                      | 1/3     | 0/0     | 0/0                       | 0/1     | 0/0     | 0/2       | 7/16  |
|            |                | 100.0%                   | 0.0%    | 100.0%  | 100.0%                   | 33.3%   | 0.0%    | 0.0%                      | 0.0%    | 0.0%    | 0.0%      | 43.8% |
|            |                | 3RD & 1-3: 5 / 9 = 55.6% |         |         | 3RD & 4-6: 2 / 4 = 50.0% |         |         | 3RD & 7-10+: 0 / 3 = 0.0% |         |         |           |       |

## OPPONENT 2021 POSTSEASON THIRD DOWN EFFICIENCY

| POSTSEASON |                |                           |         |         |                         |         |         |                            |         |         |           |       |
|------------|----------------|---------------------------|---------|---------|-------------------------|---------|---------|----------------------------|---------|---------|-----------|-------|
| OPPONENT   |                |                           |         |         |                         |         |         |                            |         |         |           |       |
| Date       | Opponent       | 3rd & 1                   | 3rd & 2 | 3rd & 3 | 3rd & 4                 | 3rd & 5 | 3rd & 6 | 3rd & 7                    | 3rd & 8 | 3rd & 9 | 3rd & 10+ | Total |
| 01/16      | at Kansas City | 3/3                       | 0/0     | 0/0     | 0/0                     | 0/0     | 0/1     | 1/1                        | 1/3     | 0/1     | 3/3       | 8/12  |
| TOTALS     |                | 3/3                       | 0/0     | 0/0     | 0/0                     | 0/0     | 0/1     | 1/1                        | 1/3     | 0/1     | 3/3       | 8/12  |
|            |                | 100.0%                    | 0.0%    | 0.0%    | 0.0%                    | 0.0%    | 0.0%    | 100.0%                     | 33.3%   | 0.0%    | 100.0%    | 66.7% |
|            |                | 3RD & 1-3: 3 / 3 = 100.0% |         |         | 3RD & 4-6: 0 / 1 = 0.0% |         |         | 3RD & 7-10+: 5 / 8 = 62.5% |         |         |           |       |

| 2021 REGULAR SEASON FOURTH DOWN EFFICIENCY |                  |         |         |         |         |          |       |          |         |         |         |          |       |
|--|------------------|---------|---------|---------|---------|----------|-------|----------|---------|---------|---------|----------|-------|
| STEELERS                                   |                  |         |         |         |         |          |       | OPPONENT |         |         |         |          |       |
| Date                                       | Opponent         | 4th & 1 | 4th & 2 | 4th & 3 | 4th & 4 | 4th & 5+ | Total | 4th & 1  | 4th & 2 | 4th & 3 | 4th & 4 | 4th & 5+ | Total |
| 09/12                                      | at Buffalo       | 0/0     | 0/0     | 0/0     | 0/0     | 0/0      | 0/0   | 0/1      | 0/0     | 0/0     | 0/0     | 1/2      | 1/3   |
| 09/19                                      | Las Vegas        | 0/0     | 0/0     | 0/0     | 0/1     | 0/0      | 0/1   | 1/1      | 0/0     | 0/0     | 0/0     | 0/0      | 1/1   |
| 09/26                                      | Cincinnati       | 0/0     | 0/1     | 0/0     | 0/0     | 0/1      | 0/2   | 0/0      | 0/0     | 0/0     | 0/0     | 0/0      | 0/0   |
| 10/03                                      | at Green Bay     | 0/0     | 0/0     | 0/0     | 0/1     | 0/1      | 0/2   | 0/0      | 0/0     | 0/0     | 0/1     | 0/0      | 0/1   |
| 10/10                                      | Denver           | 0/0     | 0/0     | 0/0     | 0/0     | 0/0      | 0/0   | 0/0      | 2/2     | 0/1     | 0/0     | 1/1      | 3/4   |
| 10/17                                      | Seattle          | 0/0     | 0/0     | 0/0     | 0/0     | 0/0      | 0/0   | 0/0      | 0/0     | 0/0     | 0/0     | 0/0      | 0/0   |
| 10/31                                      | at Cleveland     | 1/1     | 1/1     | 0/0     | 0/0     | 0/2      | 2/4   | 0/1      | 0/0     | 0/0     | 0/0     | 0/1      | 0/2   |
| 11/08                                      | Chicago          | 2/2     | 0/0     | 0/0     | 0/0     | 0/0      | 2/2   | 0/0      | 0/0     | 0/0     | 0/0     | 0/0      | 0/0   |
| 11/14                                      | Detroit          | 0/0     | 0/0     | 0/0     | 0/0     | 0/0      | 0/0   | 2/2      | 0/0     | 0/0     | 0/0     | 0/0      | 2/2   |
| 11/21                                      | at L.A. Chargers | 0/0     | 0/1     | 0/0     | 0/0     | 0/1      | 0/2   | 0/1      | 0/0     | 0/0     | 0/0     | 0/0      | 0/1   |
| 11/28                                      | at Cincinnati    | 0/0     | 0/0     | 0/0     | 0/0     | 0/0      | 0/0   | 1/1      | 0/0     | 0/0     | 0/0     | 0/0      | 1/1   |
| 12/05                                      | Baltimore        | 0/0     | 0/0     | 0/0     | 0/0     | 0/0      | 0/0   | 0/0      | 0/0     | 0/0     | 0/0     | 0/0      | 0/0   |
| 12/09                                      | at Minnesota     | 1/1     | 0/0     | 0/0     | 1/1     | 0/0      | 2/2   | 1/1      | 0/0     | 0/0     | 0/0     | 0/0      | 1/1   |
| 12/19                                      | Tennessee        | 0/0     | 0/0     | 0/0     | 0/0     | 0/0      | 0/0   | 1/1      | 0/0     | 0/0     | 0/0     | 0/1      | 1/2   |
| 12/26                                      | at Kansas City   | 0/1     | 1/1     | 0/0     | 1/1     | 0/0      | 2/3   | 1/1      | 0/0     | 0/0     | 0/0     | 0/0      | 1/1   |
| 01/03                                      | Cleveland        | 1/1     | 0/0     | 0/0     | 0/0     | 0/1      | 1/2   | 0/0      | 1/1     | 0/1     | 0/0     | 0/1      | 1/3   |
| 01/09                                      | at Baltimore     | 0/0     | 0/0     | 0/0     | 0/0     | 1/1      | 1/1   | 1/1      | 0/1     | 0/0     | 0/0     | 0/0      | 1/2   |
| TOTALS                                     |                  | 5/6     | 2/4     | 0/0     | 2/4     | 1/7      | 10/21 | 8/11     | 3/4     | 0/2     | 0/1     | 2/6      | 13/24 |
|  |                  | 83.3%   | 50.0%   | 0.0%    | 50.0%   | 14.3%    | 47.6% | 72.7%    | 75.0%   | 0.0%    | 0.0%    | 33.3%    | 54.2% |

| 2021 POSTSEASON FOURTH DOWN EFFICIENCY |                |         |         |         |         |          |        |          |         |         |         |          |       |
|--|----------------|---------|---------|---------|---------|----------|--------|----------|---------|---------|---------|----------|-------|
| STEELERS                               |                |         |         |         |         |          |        | OPPONENT |         |         |         |          |       |
| Date                                   | Opponent       | 4th & 1 | 4th & 2 | 4th & 3 | 4th & 4 | 4th & 5+ | Total  | 4th & 1  | 4th & 2 | 4th & 3 | 4th & 4 | 4th & 5+ | Total |
| 01/16                                  | at Kansas City | 1/1     | 1/1     | 0/0     | 0/0     | 0/0      | 2/2    | 0/0      | 0/0     | 0/0     | 0/0     | 0/0      | 0/0   |
| TOTALS                                 |                | 1/1     | 1/1     | 0/0     | 0/0     | 0/0      | 2/2    | 0/0      | 0/0     | 0/0     | 0/0     | 0/0      | 0/0   |
|  |                | 100.0%  | 100.0%  | 0.0%    | 0.0%    | 0.0%     | 100.0% | 0.0%     | 0.0%    | 0.0%    | 0.0%    | 0.0%     | 0.0%  |

2021 REGULAR SEASON PITTSBURGH STEELERS DEFENSIVE SUMMARIES  
(THROUGH WEEK 18)

SEPTEMBER 12, 2021  
STEELERS @ BUFFALO BILLS  
W 23-16

| TOP TACKLERS   |     | SACKS      |     | INTS   |     | FORCED FUMBLES |     | RECOVERED FUMBLES |     |
|----------------|-----|------------|-----|--------|-----|----------------|-----|-------------------|-----|
| PLAYER         | NO. | PLAYER     | NO. | PLAYER | NO. | PLAYER         | NO. | PLAYER            | NO. |
| D. Bush        | 10  | T. Watt    | 2.0 |        |     | D. Bush        | 1   | C. Heyward        | 1   |
| M. Fitzpatrick | 10  | C. Heyward | 1.0 |        |     | J. Haden       | 1   |                   |     |
| J. Pierre      | 6   |            |     |        |     | C. Heyward     | 1   |                   |     |
| J. Schobert    | 6   |            |     |        |     | T. Watt        | 1   |                   |     |
| T. Alualu      | 5   |            |     |        |     |                |     |                   |     |
| T. Edmunds     | 5   |            |     |        |     |                |     |                   |     |
| J. Haden       | 5   |            |     |        |     |                |     |                   |     |
| T. Norwood     | 5   |            |     |        |     |                |     |                   |     |
| C. Sutton      | 5   |            |     |        |     |                |     |                   |     |
| C. Heyward     | 4   |            |     |        |     |                |     |                   |     |
| A. Highsmith   | 4   |            |     |        |     |                |     |                   |     |
| T. Watt        | 3   |            |     |        |     |                |     |                   |     |
| A. Maulet      | 2   |            |     |        |     |                |     |                   |     |
| I. Buggs       | 1   |            |     |        |     |                |     |                   |     |
| C. Davis       | 1   |            |     |        |     |                |     |                   |     |
| M. Ingram III  | 1   |            |     |        |     |                |     |                   |     |
| C. Wormley     | 1   |            |     |        |     |                |     |                   |     |

SEPTEMBER 19, 2021  
STEELERS VS. LAS VEGAS RAIDERS  
L 26-17

| TOP TACKLERS   |     | SACKS         |     | INTS   |     | FORCED FUMBLES |     | RECOVERED FUMBLES |     |
|----------------|-----|---------------|-----|--------|-----|----------------|-----|-------------------|-----|
| PLAYER         | NO. | PLAYER        | NO. | PLAYER | NO. | PLAYER         | NO. | PLAYER            | NO. |
| J. Schobert    | 10  | M. Ingram III | 1.0 |        |     | T. Watt        | 1   |                   |     |
| R. Spillane    | 10  | T. Watt       | 1.0 |        |     |                |     |                   |     |
| C. Heyward     | 7   |               |     |        |     |                |     |                   |     |
| T. Edmunds     | 6   |               |     |        |     |                |     |                   |     |
| M. Fitzpatrick | 6   |               |     |        |     |                |     |                   |     |
| J. Pierre      | 6   |               |     |        |     |                |     |                   |     |
| A. Highsmith   | 4   |               |     |        |     |                |     |                   |     |
| M. Ingram III  | 4   |               |     |        |     |                |     |                   |     |
| T. Watt        | 4   |               |     |        |     |                |     |                   |     |
| C. Sutton      | 3   |               |     |        |     |                |     |                   |     |
| J. Jones       | 1   |               |     |        |     |                |     |                   |     |
| J. Layne       | 1   |               |     |        |     |                |     |                   |     |
| I. Loudermilk  | 1   |               |     |        |     |                |     |                   |     |
| T. Norwood     | 1   |               |     |        |     |                |     |                   |     |
| C. Wormley     | 1   |               |     |        |     |                |     |                   |     |

SEPTEMBER 26, 2021  
STEELERS VS. CINCINNATI BENGALS  
L 24-10

| TOP TACKLERS   |     | SACKS  |     | INTS       |     | FORCED FUMBLES |     | RECOVERED FUMBLES |     |
|----------------|-----|--------|-----|------------|-----|----------------|-----|-------------------|-----|
| PLAYER         | NO. | PLAYER | NO. | PLAYER     | NO. | PLAYER         | NO. | PLAYER            | NO. |
| T. Edmunds     | 5   |        |     | T. Edmunds | 1   |                |     |                   |     |
| C. Heyward     | 5   |        |     |            |     |                |     |                   |     |
| J. Schobert    | 5   |        |     |            |     |                |     |                   |     |
| M. Fitzpatrick | 4   |        |     |            |     |                |     |                   |     |
| C. Wormley     | 4   |        |     |            |     |                |     |                   |     |
| I. Buggs       | 3   |        |     |            |     |                |     |                   |     |
| M. Ingram III  | 3   |        |     |            |     |                |     |                   |     |
| T. Norwood     | 3   |        |     |            |     |                |     |                   |     |
| D. Bush        | 2   |        |     |            |     |                |     |                   |     |
| J. Haden       | 2   |        |     |            |     |                |     |                   |     |
| A. Maulet      | 2   |        |     |            |     |                |     |                   |     |
| C. Sutton      | 2   |        |     |            |     |                |     |                   |     |
| D. Tuszka      | 2   |        |     |            |     |                |     |                   |     |
| I. Loudermilk  | 1   |        |     |            |     |                |     |                   |     |

OCTOBER 3, 2021  
STEELERS @ GREEN BAY PACKERS  
L 27-17

| TOP TACKLERS   |     | SACKS   |     | INTS   |     | FORCED FUMBLES |     | RECOVERED FUMBLES |     |
|----------------|-----|---------|-----|--------|-----|----------------|-----|-------------------|-----|
| PLAYER         | NO. | PLAYER  | NO. | PLAYER | NO. | PLAYER         | NO. | PLAYER            | NO. |
| M. Fitzpatrick | 8   | T. Watt | 2.0 |        |     | C. Wormley     | 1   | T. Watt           | 1   |
| C. Heyward     | 8   | D. Bush | 1.0 |        |     |                |     |                   |     |
| J. Schobert    | 8   |         |     |        |     |                |     |                   |     |
| T. Edmunds     | 7   |         |     |        |     |                |     |                   |     |
| D. Bush        | 6   |         |     |        |     |                |     |                   |     |
| J. Haden       | 5   |         |     |        |     |                |     |                   |     |
| A. Highsmith   | 5   |         |     |        |     |                |     |                   |     |
| A. Maulet      | 4   |         |     |        |     |                |     |                   |     |
| T. Watt        | 4   |         |     |        |     |                |     |                   |     |
| C. Wormley     | 4   |         |     |        |     |                |     |                   |     |
| I. Buggs       | 2   |         |     |        |     |                |     |                   |     |
| M. Ingram III  | 1   |         |     |        |     |                |     |                   |     |
| H. Mondeaux    | 1   |         |     |        |     |                |     |                   |     |
| J. Pierre      | 1   |         |     |        |     |                |     |                   |     |
| C. Sutton      | 1   |         |     |        |     |                |     |                   |     |

OCTOBER 10, 2021  
STEELERS VS. DENVER BRONCOS  
W 27-19

| TOP TACKLERS   |     | SACKS       |     | INTS      |     | FORCED FUMBLES |     | RECOVERED FUMBLES |     |
|----------------|-----|-------------|-----|-----------|-----|----------------|-----|-------------------|-----|
| PLAYER         | NO. | PLAYER      | NO. | PLAYER    | NO. | PLAYER         | NO. | PLAYER            | NO. |
| M. Fitzpatrick | 10  | D. Bush     | 1.0 | J. Pierre | 1   |                |     |                   |     |
| T. Edmunds     | 7   | H. Mondeaux | 1.0 |           |     |                |     |                   |     |
| J. Pierre      | 6   |             |     |           |     |                |     |                   |     |
| J. Haden       | 5   |             |     |           |     |                |     |                   |     |
| J. Schobert    | 5   |             |     |           |     |                |     |                   |     |
| C. Heyward     | 3   |             |     |           |     |                |     |                   |     |
| T. Watt        | 3   |             |     |           |     |                |     |                   |     |
| A. Maulet      | 2   |             |     |           |     |                |     |                   |     |
| T. Norwood     | 2   |             |     |           |     |                |     |                   |     |
| R. Spillane    | 2   |             |     |           |     |                |     |                   |     |
| I. Buggs       | 1   |             |     |           |     |                |     |                   |     |
| D. Bush        | 1   |             |     |           |     |                |     |                   |     |
| A. Highsmith   | 1   |             |     |           |     |                |     |                   |     |
| M. Ingram III  | 1   |             |     |           |     |                |     |                   |     |
| H. Mondeaux    | 1   |             |     |           |     |                |     |                   |     |
| C. Wormley     | 1   |             |     |           |     |                |     |                   |     |

OCTOBER 17, 2021  
STEELERS VS. SEATTLE SEAHAWKS  
W 23-20 (OT)

| TOP TACKLERS   |     | SACKS        |     | INTS   |     | FORCED FUMBLES |     | RECOVERED FUMBLES |     |
|----------------|-----|--------------|-----|--------|-----|----------------|-----|-------------------|-----|
| PLAYER         | NO. | PLAYER       | NO. | PLAYER | NO. | PLAYER         | NO. | PLAYER            | NO. |
| M. Fitzpatrick | 9   | T. Watt      | 2.0 |        |     | M. Fitzpatrick | 1   | D. Bush           | 1   |
| C. Heyward     | 9   | A. Highsmith | 1.5 |        |     | J. Pierre      | 1   |                   |     |
| A. Highsmith   | 7   | C. Heyward   | 1.0 |        |     | T. Watt        | 1   |                   |     |
| T. Watt        | 7   | C. Wormley   | 0.5 |        |     |                |     |                   |     |
| D. Bush        | 6   |              |     |        |     |                |     |                   |     |
| C. Wormley     | 5   |              |     |        |     |                |     |                   |     |
| T. Edmunds     | 3   |              |     |        |     |                |     |                   |     |
| J. Haden       | 3   |              |     |        |     |                |     |                   |     |
| A. Maulet      | 3   |              |     |        |     |                |     |                   |     |
| T. Norwood     | 3   |              |     |        |     |                |     |                   |     |
| J. Pierre      | 3   |              |     |        |     |                |     |                   |     |
| C. Sutton      | 3   |              |     |        |     |                |     |                   |     |
| J. Schobert    | 2   |              |     |        |     |                |     |                   |     |
| R. Spillane    | 2   |              |     |        |     |                |     |                   |     |
| I. Buggs       | 1   |              |     |        |     |                |     |                   |     |
| I. Loudermilk  | 1   |              |     |        |     |                |     |                   |     |

OCTOBER 31, 2021  
STEELERS @ CLEVELAND BROWNS  
W 15-10

| TOP TACKLERS   |     | SACKS         |     | INTS   |     | FORCED FUMBLES |     | RECOVERED FUMBLES |     |
|----------------|-----|---------------|-----|--------|-----|----------------|-----|-------------------|-----|
| PLAYER         | NO. | PLAYER        | NO. | PLAYER | NO. | PLAYER         | NO. | PLAYER            | NO. |
| J. Schobert    | 9   | T. Watt       | 1.5 |        |     | J. Schobert    | 1   | T. Watt           | 1   |
| T. Watt        | 6   | I. Loudermilk | 1.0 |        |     |                |     |                   |     |
| D. Bush        | 5   | C. Wormley    | 1.0 |        |     |                |     |                   |     |
| T. Edmunds     | 5   | C. Heyward    | 0.5 |        |     |                |     |                   |     |
| M. Fitzpatrick | 4   |               |     |        |     |                |     |                   |     |
| C. Heyward     | 4   |               |     |        |     |                |     |                   |     |
| A. Highsmith   | 4   |               |     |        |     |                |     |                   |     |
| A. Maulet      | 4   |               |     |        |     |                |     |                   |     |
| C. Wormley     | 4   |               |     |        |     |                |     |                   |     |
| C. Sutton      | 3   |               |     |        |     |                |     |                   |     |
| J. Haden       | 2   |               |     |        |     |                |     |                   |     |
| I. Loudermilk  | 2   |               |     |        |     |                |     |                   |     |
| T. Norwood     | 2   |               |     |        |     |                |     |                   |     |
| I. Buggs       | 1   |               |     |        |     |                |     |                   |     |
| H. Mondeaux    | 1   |               |     |        |     |                |     |                   |     |
| R. Spillane    | 1   |               |     |        |     |                |     |                   |     |
| D. Tuszka      | 1   |               |     |        |     |                |     |                   |     |

NOVEMBER 8, 2021  
STEELERS VS. CHICAGO BEARS  
W 29-27

| TOP TACKLERS   |     | SACKS   |     | INTS       |     | FORCED FUMBLES |     | RECOVERED FUMBLES |     |
|----------------|-----|---------|-----|------------|-----|----------------|-----|-------------------|-----|
| PLAYER         | NO. | PLAYER  | NO. | PLAYER     | NO. | PLAYER         | NO. | PLAYER            | NO. |
| M. Fitzpatrick | 8   | T. Watt | 3.0 | C. Heyward | 1   |                |     |                   |     |
| T. Watt        | 7   |         |     |            |     |                |     |                   |     |
| J. Schobert    | 5   |         |     |            |     |                |     |                   |     |
| T. Edmunds     | 4   |         |     |            |     |                |     |                   |     |
| A. Maulet      | 4   |         |     |            |     |                |     |                   |     |
| D. Bush        | 3   |         |     |            |     |                |     |                   |     |
| T. Charlton    | 3   |         |     |            |     |                |     |                   |     |
| A. Highsmith   | 3   |         |     |            |     |                |     |                   |     |
| C. Sutton      | 3   |         |     |            |     |                |     |                   |     |
| I. Buggs       | 2   |         |     |            |     |                |     |                   |     |
| C. Heyward     | 2   |         |     |            |     |                |     |                   |     |
| H. Mondeaux    | 2   |         |     |            |     |                |     |                   |     |
| J. Haden       | 1   |         |     |            |     |                |     |                   |     |
| T. Norwood     | 1   |         |     |            |     |                |     |                   |     |
| J. Pierre      | 1   |         |     |            |     |                |     |                   |     |
| C. Wormley     | 1   |         |     |            |     |                |     |                   |     |

NOVEMBER 14, 2021  
STEELERS VS. DETROIT LIONS  
T 16-16 (OT)

| TOP TACKLERS   |     | SACKS      |     | INTS   |     | FORCED FUMBLES |     | RECOVERED FUMBLES |     |
|----------------|-----|------------|-----|--------|-----|----------------|-----|-------------------|-----|
| PLAYER         | NO. | PLAYER     | NO. | PLAYER | NO. | PLAYER         | NO. | PLAYER            | NO. |
| J. Schobert    | 13  | C. Heyward | 2.0 |        |     |                |     |                   |     |
| A. Highsmith   | 11  | T. Edmunds | 1.0 |        |     |                |     |                   |     |
| D. Bush        | 9   | T. Watt    | 1.0 |        |     |                |     |                   |     |
| I. Buggs       | 5   |            |     |        |     |                |     |                   |     |
| T. Edmunds     | 5   |            |     |        |     |                |     |                   |     |
| M. Fitzpatrick | 5   |            |     |        |     |                |     |                   |     |
| C. Heyward     | 5   |            |     |        |     |                |     |                   |     |
| J. Pierre      | 5   |            |     |        |     |                |     |                   |     |
| T. Watt        | 5   |            |     |        |     |                |     |                   |     |
| T. Charlton    | 3   |            |     |        |     |                |     |                   |     |
| C. Wormley     | 3   |            |     |        |     |                |     |                   |     |
| I. Loudermilk  | 2   |            |     |        |     |                |     |                   |     |
| J. Haden       | 1   |            |     |        |     |                |     |                   |     |
| M. Killebrew   | 1   |            |     |        |     |                |     |                   |     |
| T. Norwood     | 1   |            |     |        |     |                |     |                   |     |

NOVEMBER 21, 2021  
STEELERS @ LOS ANGELES CHARGERS  
L 41-37

| TOP TACKLERS   |     | SACKS        |     | INTS      |     | FORCED FUMBLES |     | RECOVERED FUMBLES |     |
|----------------|-----|--------------|-----|-----------|-----|----------------|-----|-------------------|-----|
| PLAYER         | NO. | PLAYER       | NO. | PLAYER    | NO. | PLAYER         | NO. | PLAYER            | NO. |
| C. Sutton      | 10  | A. Highsmith | 1.5 | C. Sutton | 1   |                |     |                   |     |
| T. Norwood     | 7   | T. Charlton  | 0.5 |           |     |                |     |                   |     |
| A. Highsmith   | 6   |              |     |           |     |                |     |                   |     |
| J. Pierre      | 5   |              |     |           |     |                |     |                   |     |
| D. Bush        | 4   |              |     |           |     |                |     |                   |     |
| T. Edmunds     | 4   |              |     |           |     |                |     |                   |     |
| J. Schobert    | 4   |              |     |           |     |                |     |                   |     |
| C. Wormley     | 4   |              |     |           |     |                |     |                   |     |
| A. Maulet      | 3   |              |     |           |     |                |     |                   |     |
| D. Archibong   | 2   |              |     |           |     |                |     |                   |     |
| T. Charlton    | 2   |              |     |           |     |                |     |                   |     |
| C. Heyward     | 2   |              |     |           |     |                |     |                   |     |
| K. Joseph      | 2   |              |     |           |     |                |     |                   |     |
| A. Witherspoon | 2   |              |     |           |     |                |     |                   |     |
| I. Buggs       | 1   |              |     |           |     |                |     |                   |     |
| R. Spillane    | 1   |              |     |           |     |                |     |                   |     |
| D. Tuszka      | 1   |              |     |           |     |                |     |                   |     |

NOVEMBER 28, 2021  
STEELERS @ CINCINNATI BENGALS  
L 41-10

| TOP TACKLERS   |     | SACKS      |     | INTS           |     | FORCED FUMBLES |     | RECOVERED FUMBLES |     |
|----------------|-----|------------|-----|----------------|-----|----------------|-----|-------------------|-----|
| PLAYER         | NO. | PLAYER     | NO. | PLAYER         | NO. | PLAYER         | NO. | PLAYER            | NO. |
| J. Schobert    | 10  | C. Heyward | 1.0 | M. Fitzpatrick | 1   |                |     |                   |     |
| M. Fitzpatrick | 9   | C. Wormley | 1.0 |                |     |                |     |                   |     |
| C. Heyward     | 8   |            |     |                |     |                |     |                   |     |
| T. Edmunds     | 6   |            |     |                |     |                |     |                   |     |
| A. Maulet      | 6   |            |     |                |     |                |     |                   |     |
| D. Bush        | 5   |            |     |                |     |                |     |                   |     |
| A. Highsmith   | 5   |            |     |                |     |                |     |                   |     |
| J. Pierre      | 4   |            |     |                |     |                |     |                   |     |
| C. Sutton      | 4   |            |     |                |     |                |     |                   |     |
| C. Wormley     | 4   |            |     |                |     |                |     |                   |     |
| T. Charlton    | 2   |            |     |                |     |                |     |                   |     |
| H. Mondeaux    | 2   |            |     |                |     |                |     |                   |     |
| D. Tuszka      | 2   |            |     |                |     |                |     |                   |     |
| T. Watt        | 2   |            |     |                |     |                |     |                   |     |
| I. Loudermilk  | 1   |            |     |                |     |                |     |                   |     |
| T. Norwood     | 1   |            |     |                |     |                |     |                   |     |
| R. Spillane    | 1   |            |     |                |     |                |     |                   |     |
| A. Witherspoon | 1   |            |     |                |     |                |     |                   |     |

DECEMBER 5, 2021  
STEELERS VS. BALTIMORE RAVENS  
W 20-19

| TOP TACKLERS   |     | SACKS      |     | INTS           |     | FORCED FUMBLES |     | RECOVERED FUMBLES |     |
|----------------|-----|------------|-----|----------------|-----|----------------|-----|-------------------|-----|
| PLAYER         | NO. | PLAYER     | NO. | PLAYER         | NO. | PLAYER         | NO. | PLAYER            | NO. |
| M. Fitzpatrick | 9   | T. Watt    | 3.5 | M. Fitzpatrick | 1   | T. Watt        | 1   |                   |     |
| J. Schobert    | 7   | C. Wormley | 2.5 |                |     |                |     |                   |     |
| T. Watt        | 6   | C. Heyward | 1.0 |                |     |                |     |                   |     |
| A. Witherspoon | 5   |            |     |                |     |                |     |                   |     |
| C. Wormley     | 5   |            |     |                |     |                |     |                   |     |
| T. Edmunds     | 4   |            |     |                |     |                |     |                   |     |
| C. Heyward     | 4   |            |     |                |     |                |     |                   |     |
| C. Sutton      | 4   |            |     |                |     |                |     |                   |     |
| A. Highsmith   | 3   |            |     |                |     |                |     |                   |     |
| T. Norwood     | 3   |            |     |                |     |                |     |                   |     |
| M. Adams Sr.   | 2   |            |     |                |     |                |     |                   |     |
| D. Bush        | 2   |            |     |                |     |                |     |                   |     |
| J. Layne       | 2   |            |     |                |     |                |     |                   |     |
| A. Maulet      | 2   |            |     |                |     |                |     |                   |     |
| H. Mondeaux    | 2   |            |     |                |     |                |     |                   |     |
| D. Tuszka      | 2   |            |     |                |     |                |     |                   |     |
| T. Charlton    | 1   |            |     |                |     |                |     |                   |     |
| I. Loudermilk  | 1   |            |     |                |     |                |     |                   |     |

DECEMBER 9, 2021  
STEELERS @ MINNESOTA VIKINGS  
L 36-28

| TOP TACKLERS   |     | SACKS  |     | INTS           |     | FORCED FUMBLES |     | RECOVERED FUMBLES |     |
|----------------|-----|--------|-----|----------------|-----|----------------|-----|-------------------|-----|
| PLAYER         | NO. | PLAYER | NO. | PLAYER         | NO. | PLAYER         | NO. | PLAYER            | NO. |
| D. Bush        | 8   |        |     | A. Witherspoon | 2   |                |     |                   |     |
| J. Schobert    | 7   |        |     |                |     |                |     |                   |     |
| M. Fitzpatrick | 6   |        |     |                |     |                |     |                   |     |
| C. Heyward     | 6   |        |     |                |     |                |     |                   |     |
| T. Edmunds     | 5   |        |     |                |     |                |     |                   |     |
| T. Charlton    | 4   |        |     |                |     |                |     |                   |     |
| C. Sutton      | 4   |        |     |                |     |                |     |                   |     |
| A. Witherspoon | 4   |        |     |                |     |                |     |                   |     |
| M. Adams Sr.   | 2   |        |     |                |     |                |     |                   |     |
| M. Killebrew   | 2   |        |     |                |     |                |     |                   |     |
| I. Loudermilk  | 2   |        |     |                |     |                |     |                   |     |
| D. Tuszka      | 2   |        |     |                |     |                |     |                   |     |
| C. Wormley     | 2   |        |     |                |     |                |     |                   |     |
| M. Allen       | 1   |        |     |                |     |                |     |                   |     |
| A. Highsmith   | 1   |        |     |                |     |                |     |                   |     |
| J. Layne       | 1   |        |     |                |     |                |     |                   |     |
| A. Maulet      | 1   |        |     |                |     |                |     |                   |     |
| H. Mondeaux    | 1   |        |     |                |     |                |     |                   |     |
| T. Norwood     | 1   |        |     |                |     |                |     |                   |     |
| T. Watt        | 1   |        |     |                |     |                |     |                   |     |

DECEMBER 19, 2021  
STEELERS VS. TENNESSEE TITANS  
W 19-13

| TOP TACKLERS   |     | SACKS      |     | INTS        |     | FORCED FUMBLES |     | RECOVERED FUMBLES |     |
|----------------|-----|------------|-----|-------------|-----|----------------|-----|-------------------|-----|
| PLAYER         | NO. | PLAYER     | NO. | PLAYER      | NO. | PLAYER         | NO. | PLAYER            | NO. |
| M. Fitzpatrick | 14  | T. Watt    | 1.5 | J. Schobert | 1   | A. Maulet      | 1   | M. Fitzpatrick    | 1   |
| T. Edmunds     | 10  | D. Tuszka  | 1.0 |             |     | C. Sutton      | 1   | J. Haden          | 1   |
| J. Schobert    | 7   | C. Wormley | 1.0 |             |     | D. Tuszka      | 1   | T. Watt           | 1   |
| C. Heyward     | 6   | C. Heyward | 0.5 |             |     |                |     |                   |     |
| D. Bush        | 5   |            |     |             |     |                |     |                   |     |
| A. Maulet      | 5   |            |     |             |     |                |     |                   |     |
| T. Watt        | 5   |            |     |             |     |                |     |                   |     |
| C. Wormley     | 5   |            |     |             |     |                |     |                   |     |
| A. Highsmith   | 4   |            |     |             |     |                |     |                   |     |
| I. Loudermilk  | 4   |            |     |             |     |                |     |                   |     |
| R. Spillane    | 3   |            |     |             |     |                |     |                   |     |
| C. Sutton      | 3   |            |     |             |     |                |     |                   |     |
| D. Tuszka      | 3   |            |     |             |     |                |     |                   |     |
| T. Charlton    | 2   |            |     |             |     |                |     |                   |     |
| J. Haden       | 2   |            |     |             |     |                |     |                   |     |
| H. Mondeaux    | 2   |            |     |             |     |                |     |                   |     |
| A. Witherspoon | 2   |            |     |             |     |                |     |                   |     |
| M. Allen       | 1   |            |     |             |     |                |     |                   |     |
| C. Davis       | 1   |            |     |             |     |                |     |                   |     |
| M. Killebrew   | 1   |            |     |             |     |                |     |                   |     |
| T. Norwood     | 1   |            |     |             |     |                |     |                   |     |

DECEMBER 26, 2021  
STEELERS @ KANSAS CITY CHIEFS  
L 36-10



| TOP TACKLERS   |     | SACKS        |     | INTS   |     | FORCED FUMBLES |     | RECOVERED FUMBLES |     |
|----------------|-----|--------------|-----|--------|-----|----------------|-----|-------------------|-----|
| PLAYER         | NO. | PLAYER       | NO. | PLAYER | NO. | PLAYER         | NO. | PLAYER            | NO. |
| R. Spillane    | 13  | C. Heyward   | 1.0 |        |     | A. Highsmith   | 1   |                   |     |
| M. Fitzpatrick | 12  | A. Highsmith | 1.0 |        |     |                |     |                   |     |
| J. Schobert    | 10  |              |     |        |     |                |     |                   |     |
| C. Heyward     | 6   |              |     |        |     |                |     |                   |     |
| I. Loudermilk  | 6   |              |     |        |     |                |     |                   |     |
| T. Edmunds     | 5   |              |     |        |     |                |     |                   |     |
| A. Highsmith   | 5   |              |     |        |     |                |     |                   |     |
| J. Haden       | 4   |              |     |        |     |                |     |                   |     |
| A. Maulet      | 4   |              |     |        |     |                |     |                   |     |
| C. Davis       | 3   |              |     |        |     |                |     |                   |     |
| M. Adams Sr.   | 2   |              |     |        |     |                |     |                   |     |
| T. Charlton    | 1   |              |     |        |     |                |     |                   |     |
| U. Gilbert III | 1   |              |     |        |     |                |     |                   |     |
| H. Mondeaux    | 1   |              |     |        |     |                |     |                   |     |
| T. Norwood     | 1   |              |     |        |     |                |     |                   |     |
| D. Tuszka      | 1   |              |     |        |     |                |     |                   |     |
| T. Watt        | 1   |              |     |        |     |                |     |                   |     |

JANUARY 3, 2022  
STEELERS VS. CLEVELAND BROWNS  
W 26-14

| TOP TACKLERS   |     | SACKS        |     | INTS           |     | FORCED FUMBLES |     | RECOVERED FUMBLES |     |
|----------------|-----|--------------|-----|----------------|-----|----------------|-----|-------------------|-----|
| PLAYER         | NO. | PLAYER       | NO. | PLAYER         | NO. | PLAYER         | NO. | PLAYER            | NO. |
| R. Spillane    | 8   | T. Watt      | 4.0 | T. Norwood     | 1   |                |     |                   |     |
| A. Highsmith   | 7   | A. Highsmith | 2.0 | A. Witherspoon | 1   |                |     |                   |     |
| T. Edmunds     | 5   | C. Heyward   | 1.0 |                |     |                |     |                   |     |
| T. Watt        | 5   | H. Mondeaux  | 1.0 |                |     |                |     |                   |     |
| M. Allen       | 4   | D. Tuszka    | 1.0 |                |     |                |     |                   |     |
| M. Fitzpatrick | 4   |              |     |                |     |                |     |                   |     |
| J. Haden       | 4   |              |     |                |     |                |     |                   |     |
| C. Heyward     | 4   |              |     |                |     |                |     |                   |     |
| T. Norwood     | 3   |              |     |                |     |                |     |                   |     |
| H. Mondeaux    | 2   |              |     |                |     |                |     |                   |     |
| C. Sutton      | 2   |              |     |                |     |                |     |                   |     |
| D. Tuszka      | 2   |              |     |                |     |                |     |                   |     |
| U. Gilbert III | 1   |              |     |                |     |                |     |                   |     |
| I. Loudermilk  | 1   |              |     |                |     |                |     |                   |     |

JANUARY 9, 2022  
STEELERS @ BALTIMORE RAVENS  
W 16-13 (OT)

| TOP TACKLERS   |     | SACKS      |     | INTS       |     | FORCED FUMBLES |     | RECOVERED FUMBLES |     |
|----------------|-----|------------|-----|------------|-----|----------------|-----|-------------------|-----|
| PLAYER         | NO. | PLAYER     | NO. | PLAYER     | NO. | PLAYER         | NO. | PLAYER            | NO. |
| C. Wormley     | 7   | C. Heyward | 1.0 | T. Edmunds | 1   | T. Watt        | 1   | H. Mondeaux       | 1   |
| M. Fitzpatrick | 6   | T. Watt    | 1.0 | C. Sutton  | 1   |                |     |                   |     |
| C. Heyward     | 6   | C. Wormley | 1.0 |            |     |                |     |                   |     |
| C. Sutton      | 5   |            |     |            |     |                |     |                   |     |
| T. Watt        | 5   |            |     |            |     |                |     |                   |     |
| D. Bush        | 4   |            |     |            |     |                |     |                   |     |
| J. Haden       | 4   |            |     |            |     |                |     |                   |     |
| A. Highsmith   | 4   |            |     |            |     |                |     |                   |     |
| A. Maulet      | 4   |            |     |            |     |                |     |                   |     |
| J. Schobert    | 4   |            |     |            |     |                |     |                   |     |
| R. Spillane    | 4   |            |     |            |     |                |     |                   |     |
| T. Edmunds     | 3   |            |     |            |     |                |     |                   |     |
| M. Adams Sr.   | 2   |            |     |            |     |                |     |                   |     |
| M. Killebrew   | 2   |            |     |            |     |                |     |                   |     |
| M. Allen       | 1   |            |     |            |     |                |     |                   |     |
| I. Loudermilk  | 1   |            |     |            |     |                |     |                   |     |
| H. Mondeaux    | 1   |            |     |            |     |                |     |                   |     |
| A. Witherspoon | 1   |            |     |            |     |                |     |                   |     |

## 2021 POSTSEASON PITTSBURGH STEELERS DEFENSIVE SUMMARIES (WILD CARD PLAYOFF GAME)

JANUARY 16, 2022  
STEELERS @ KANSAS CITY CHIEFS  
L 42-21

| TOP TACKLERS   |     | SACKS        |     | INTS    |     | FORCED FUMBLES |     | RECOVERED FUMBLES |     |
|----------------|-----|--------------|-----|---------|-----|----------------|-----|-------------------|-----|
| PLAYER         | NO. | PLAYER       | NO. | PLAYER  | NO. | PLAYER         | NO. | PLAYER            | NO. |
| T. Edmunds     | 6   | M. Adams Sr. | 1.0 | D. Bush | 1   | C. Heyward     | 1   | T. Watt           | 1   |
| M. Fitzpatrick | 6   | A. Highsmith | 1.0 |         |     |                |     |                   |     |
| J. Haden       | 6   | T. Watt      | 1.0 |         |     |                |     |                   |     |
| R. Spillane    | 5   |              |     |         |     |                |     |                   |     |
| C. Sutton      | 5   |              |     |         |     |                |     |                   |     |
| C. Heyward     | 4   |              |     |         |     |                |     |                   |     |
| A. Highsmith   | 3   |              |     |         |     |                |     |                   |     |
| I. Loudermilk  | 3   |              |     |         |     |                |     |                   |     |
| T. Watt        | 3   |              |     |         |     |                |     |                   |     |
| M. Adams Sr.   | 2   |              |     |         |     |                |     |                   |     |
| T. Norwood     | 2   |              |     |         |     |                |     |                   |     |
| J. Schobert    | 2   |              |     |         |     |                |     |                   |     |
| A. Witherspoon | 2   |              |     |         |     |                |     |                   |     |
| C. Wormley     | 2   |              |     |         |     |                |     |                   |     |
| M. Allen       | 1   |              |     |         |     |                |     |                   |     |
| D. Bush        | 1   |              |     |         |     |                |     |                   |     |
| T. Charlton    | 1   |              |     |         |     |                |     |                   |     |
| M. Killebrew   | 1   |              |     |         |     |                |     |                   |     |
| H. Mondeaux    | 1   |              |     |         |     |                |     |                   |     |
| D. Tuszka      | 1   |              |     |         |     |                |     |                   |     |

| 2021 : REGULAR SEASON |                  |       |      |      |       |          |      |         |    |     |    |     |     |    |    |
|-----------------------|------------------|-------|------|------|-------|----------|------|---------|----|-----|----|-----|-----|----|----|
| DATE                  | OPPONENT         | TT    | SOLO | ASST | SACKS | SACK YDS | INTS | INT YDS | PD | DTD | DS | TFL | QBH | FF | FR |
| 9/12                  | at Buffalo       | 74    | 49   | 25   | 3     | 16.0     | 0    | 0.0     | 6  | 1   | 0  | 5   | 8   | 4  | 1  |
| 9/19                  | Las Vegas        | 65    | 45   | 20   | 2     | 9.0      | 0    | 0.0     | 4  | 0   | 0  | 6   | 5   | 1  | 0  |
| 9/26                  | Cincinnati       | 43    | 25   | 18   | 0     | 0.0      | 1    | 15.0    | 2  | 0   | 0  | 2   | 0   | 0  | 0  |
| 10/3                  | at Green Bay     | 65    | 44   | 21   | 3     | 12.0     | 0    | 0.0     | 4  | 0   | 0  | 7   | 7   | 1  | 1  |
| 10/10                 | Denver           | 51    | 34   | 17   | 2     | 20.0     | 1    | 0.0     | 7  | 0   | 0  | 4   | 5   | 0  | 0  |
| 10/17                 | Seattle          | 67    | 43   | 24   | 5     | 44.0     | 0    | 0.0     | 5  | 0   | 0  | 10  | 8   | 3  | 1  |
| 10/31                 | at Cleveland     | 58    | 39   | 19   | 4     | 15.0     | 0    | 0.0     | 2  | 0   | 0  | 4   | 6   | 1  | 1  |
| 11/8                  | Chicago          | 50    | 35   | 15   | 3     | 13.0     | 1    | 0.0     | 4  | 0   | 0  | 3   | 8   | 0  | 0  |
| 11/14                 | Detroit          | 74    | 47   | 27   | 4     | 37.0     | 0    | 0.0     | 4  | 0   | 0  | 9   | 6   | 0  | 0  |
| 11/21                 | at L.A. Chargers | 60    | 45   | 15   | 2     | 8.0      | 1    | 4.0     | 4  | 0   | 0  | 2   | 5   | 0  | 0  |
| 11/28                 | at Cincinnati    | 73    | 42   | 31   | 2     | 18.0     | 1    | 18.0    | 3  | 0   | 0  | 7   | 3   | 0  | 0  |
| 12/5                  | Baltimore        | 64    | 49   | 15   | 7     | 34.0     | 1    | 0.0     | 4  | 0   | 0  | 9   | 10  | 1  | 0  |
| 12/9                  | at Minnesota     | 61    | 36   | 25   | 0     | 0.0      | 2    | 45.0    | 8  | 0   | 0  | 4   | 6   | 0  | 0  |
| 12/19                 | Tennessee        | 86    | 61   | 25   | 4     | 36.0     | 1    | 23.0    | 3  | 0   | 0  | 4   | 8   | 3  | 3  |
| 12/26                 | at Kansas City   | 76    | 36   | 40   | 2     | 4.0      | 0    | 0.0     | 2  | 0   | 0  | 3   | 3   | 1  | 0  |
| 1/3                   | Cleveland        | 52    | 37   | 15   | 9     | 46.0     | 2    | 0.0     | 11 | 0   | 0  | 10  | 11  | 0  | 0  |
| 1/9                   | at Baltimore     | 64    | 47   | 17   | 3     | 9.0      | 2    | 0.0     | 7  | 0   | 0  | 5   | 7   | 1  | 1  |
|                       | 2021 TOTALS      | 1,083 | 714  | 369  | 55    | 321.0    | 13   | 105.0   | 80 | 1   | 0  | 94  | 106 | 16 | 8  |
| 2021 : POSTSEASON     |                  |       |      |      |       |          |      |         |    |     |    |     |     |    |    |
| DATE                  | OPPONENT         | TT    | SOLO | ASST | SACKS | SACK YDS | INTS | INT YDS | PD | DTD | DS | TFL | QBH | FF | FR |
| 1/16                  | at Kansas City   | 57    | 43   | 14   | 3     | 34.0     | 1    | 10.0    | 4  | 1   | 0  | 8   | 7   | 1  | 1  |
|                       | 2021 TOTALS      | 57    | 43   | 14   | 3     | 34.0     | 1    | 10.0    | 4  | 1   | 0  | 8   | 7   | 1  | 1  |

| AMERICAN FOOTBALL CONFERENCE     |           |           |          |           |           |          |
|----------------------------------|-----------|-----------|----------|-----------|-----------|----------|
|                                  | OFFENSE   |           |          | DEFENSE   |           |          |
|                                  | TOTAL     | RUSH      | PASS     | TOTAL     | RUSH      | PASS     |
| Baltimore Ravens .....           | 4         | 2         | 6        | 13        | *1        | 16       |
| Buffalo Bills .....              | 3         | 5         | 5        | *1        | 6         | *1       |
| Cincinnati Bengals .....         | 6         | 11        | 4        | 9         | 3         | 13       |
| Cleveland Browns .....           | 10        | 3         | 15       | 3         | 5         | 3        |
| Denver Broncos .....             | 11        | 7         | 10       | 4         | 8         | 4        |
| Houston Texans .....             | 16        | 16        | 16       | 15        | 15        | 11       |
| Indianapolis Colts .....         | 8         | *1        | 14       | 8         | 4         | 10       |
| Jacksonville Jaguars .....       | 15        | 10        | 12       | 10        | 12        | 9        |
| Kansas City Chiefs .....         | *1        | 8         | 2        | 14        | 10        | 14       |
| Las Vegas Raiders .....          | 5         | 13        | 3        | 6         | 9         | 7        |
| Los Angeles Chargers .....       | 2         | 9         | *1       | 11        | 14        | 6        |
| Miami Dolphins .....             | 13        | 15        | 9        | 7         | 7         | 8        |
| New England Patriots .....       | 7         | 6         | 7        | 2         | 11        | 2        |
| New York Jets .....              | 14        | 12        | 11       | 16        | 13        | 15       |
| <b>Pittsburgh Steelers .....</b> | <b>12</b> | <b>14</b> | <b>8</b> | <b>12</b> | <b>16</b> | <b>5</b> |
| Tennessee Titans .....           | 9         | 4         | 13       | 5         | 2         | 12       |

| NATIONAL FOOTBALL CONFERENCE   |         |      |      |         |      |      |
|--------------------------------|---------|------|------|---------|------|------|
|                                | OFFENSE |      |      | DEFENSE |      |      |
|                                | TOTAL   | RUSH | PASS | TOTAL   | RUSH | PASS |
| Arizona Cardinals .....        | 4       | 4    | 5    | 7       | 11   | 4    |
| Atlanta Falcons .....          | 14      | 16   | 8    | 13      | 15   | 9    |
| Carolina Panthers .....        | 15      | 12   | 13   | *1      | 10   | 2    |
| Chicago Bears .....            | 12      | 7    | 14   | 3       | 12   | *1   |
| Dallas Cowboys .....           | *1      | 3    | 2    | 10      | 8    | 10   |
| Detroit Lions .....            | 11      | 11   | 9    | 15      | 16   | 13   |
| Green Bay Packers .....        | 6       | 10   | 4    | 5       | 7    | 5    |
| Los Angeles Rams .....         | 5       | 14   | 3    | 9       | 3    | 12   |
| Minnesota Vikings .....        | 7       | 9    | 6    | 16      | 14   | 14   |
| New Orleans Saints .....       | 13      | 8    | 16   | 4       | 2    | 7    |
| New York Giants .....          | 16      | 13   | 15   | 11      | 13   | 8    |
| Philadelphia Eagles .....      | 8       | *1   | 12   | 6       | 6    | 6    |
| San Francisco 49ers .....      | 3       | 2    | 7    | 2       | 4    | 3    |
| Seattle Seahawks .....         | 9       | 5    | 11   | 14      | 9    | 16   |
| Tampa Bay Buccaneers .....     | 2       | 15   | *1   | 8       | *1   | 11   |
| Washington Football Team ..... | 10      | 6    | 10   | 12      | 5    | 15   |

| NATIONAL FOOTBALL LEAGUE         |           |           |           |           |           |          |
|----------------------------------|-----------|-----------|-----------|-----------|-----------|----------|
|                                  | OFFENSE   |           |           | DEFENSE   |           |          |
|                                  | TOTAL     | RUSH      | PASS      | TOTAL     | RUSH      | PASS     |
| Arizona Cardinals .....          | 8         | 10        | 10        | 11        | 20        | 7        |
| Atlanta Falcons .....            | 29        | 31        | 16        | 26        | 27        | 18       |
| Baltimore Ravens .....           | 6         | 3         | 13        | 25        | *1        | 32       |
| Buffalo Bills .....              | 5         | 6         | 9         | *1        | 13        | *1       |
| Carolina Panthers .....          | 30        | 20        | 29        | 2         | 18        | 4        |
| Chicago Bears .....              | 24        | 14        | 30        | 6         | 23        | T 3      |
| Cincinnati Bengals .....         | 13        | 23        | 7         | 18        | 5         | 26       |
| Cleveland Browns .....           | 18        | 4         | 27        | 5         | 12        | 5        |
| Dallas Cowboys .....             | *1        | 9         | 2         | T 19      | 16        | 20       |
| Denver Broncos .....             | 19        | 13        | 19        | 8         | 15        | 8        |
| Detroit Lions .....              | 22        | 19        | 18        | 29        | 28        | 24       |
| Green Bay Packers .....          | 10        | 18        | 8         | 9         | 11        | 10       |
| Houston Texans .....             | 32        | 32        | 28        | 31        | 31        | 23       |
| Indianapolis Colts .....         | 16        | 2         | 26        | 16        | 10        | 19       |
| Jacksonville Jaguars .....       | 27        | 22        | 22        | 20        | 23        | T 17     |
| Kansas City Chiefs .....         | 3         | 16        | 4         | 27        | 21        | 27       |
| Las Vegas Raiders .....          | 11        | 28        | 6         | 14        | 19        | 13       |
| Los Angeles Chargers .....       | 4         | 21        | 2         | T 23      | 30        | 12       |
| Los Angeles Rams .....           | 9         | 25        | 5         | 17        | 6         | 22       |
| Miami Dolphins .....             | 25        | 30        | 17        | 15        | 14        | 16       |
| Minnesota Vikings .....          | 12        | 17        | 11        | 30        | 26        | 28       |
| New England Patriots .....       | 15        | 8         | 14        | 4         | 22        | 2        |
| New Orleans Saints .....         | 28        | 15        | 32        | 7         | 4         | 14       |
| New York Giants .....            | 31        | 24        | 31        | 21        | 25        | 15       |
| New York Jets .....              | 26        | 27        | 20        | 32        | 29        | 30       |
| Philadelphia Eagles .....        | 14        | *1        | 25        | 10        | 9         | 11       |
| <b>Pittsburgh Steelers .....</b> | <b>23</b> | <b>29</b> | <b>15</b> | <b>24</b> | <b>32</b> | <b>9</b> |
| San Francisco 49ers .....        | 7         | 7         | 12        | 3         | 7         | 6        |
| Seattle Seahawks .....           | 20        | 11        | 23        | 28        | 17        | 31       |
| Tampa Bay Buccaneers .....       | 2         | 26        | *1        | 13        | 3         | 21       |
| Tennessee Titans .....           | 17        | 5         | 24        | 12        | 2         | 25       |
| Washington Football Team .....   | 21        | 12        | 21        | 22        | 8         | 29       |

\* = NFL leader | T = Tied for position

| 2021 REGULAR SEASON |                  |            |         |            |         |            |         |            |         |       |                  |            |         |            |         |            |         |     |     |
|---------------------|------------------|------------|---------|------------|---------|------------|---------|------------|---------|-------|------------------|------------|---------|------------|---------|------------|---------|-----|-----|
| NFL                 |                  |            |         |            |         |            |         |            |         | AFC   |                  |            |         |            |         |            |         |     |     |
|                     |                  | OFFENSE    |         |            |         | DEFENSE    |         |            |         |       |                  | OFFENSE    |         |            |         | DEFENSE    |         |     |     |
| DATE                | OPPONENT         | TOTAL RUSH | *POINTS | TOTAL RUSH | *POINTS | TOTAL RUSH | *POINTS | TOTAL RUSH | *POINTS | DATE  | OPPONENT         | TOTAL RUSH | *POINTS | TOTAL RUSH | *POINTS | TOTAL RUSH | *POINTS |     |     |
| 09/12               | at Buffalo       | T-29       | 23      | 28         | 18      | 13         | 18      | T-14       | T-7     | 09/12 | at Buffalo       | T-14       | 13      | 15         | 8       | 5          | 9       | T-6 | T-2 |
| 09/19               | Las Vegas        | 28         | 32      | 18         | T-24    | 22         | 10      | 29         | 9       | 09/19 | Las Vegas        | 15         | 16      | 8          | T-11    | 12         | 5       | 15  | 5   |
| 09/26               | Cincinnati       | 25         | 32      | 13         | 28      | 13         | 10      | 20         | 12      | 09/26 | Cincinnati       | 13         | 16      | 6          | 14      | 7          | 6       | 12  | 7   |
| 10/03               | at Green Bay     | 27         | 32      | 16         | T-28    | 16         | 11      | 19         | 13      | 10/03 | at Green Bay     | 13         | 16      | 6          | T-13    | 9          | 7       | 11  | 8   |
| 10/10               | Denver           | 27         | 31      | 19         | 27      | 16         | 9       | 19         | 10      | 10/10 | Denver           | 13         | 15      | 7          | 12      | 7          | 5       | 10  | 5   |
| 10/17               | Seattle          | 25         | 29      | 17         | 25      | 12         | T-9     | 15         | 12      | 10/17 | Seattle          | 12         | 13      | 8          | 12      | 5          | T-6     | 7   | 7   |
| [bye]               | -                | 27         | 29      | 15         | 26      | 13         | 12      | 15         | 12      | [bye] | -                | 13         | 13      | 8          | 12      | 6          | 8       | 7   | 6   |
| 10/31               | at Cleveland     | 24         | 28      | 16         | 26      | 11         | 12      | 13         | 7       | 10/31 | at Cleveland     | 13         | 12      | 8          | 12      | 4          | 7       | 6   | 4   |
| 11/08               | Chicago          | 25         | 28      | 17         | 23      | 14         | 15      | 15         | T-8     | 11/08 | Chicago          | 14         | 13      | 9          | 12      | 6          | 10      | 7   | 4   |
| 11/14               | Detroit          | 24         | 26      | 17         | 26      | T-12       | 25      | 9          | 8       | 11/14 | Detroit          | 14         | 12      | 9          | 12      | 5          | 12      | 5   | 4   |
| 11/21               | at L.A. Chargers | 22         | 27      | 14         | 20      | 23         | 26      | 15         | 14      | 11/21 | at L.A. Chargers | 13         | 12      | 8          | 11      | 12         | 12      | 7   | 6   |
| 11/28               | at Cincinnati    | 22         | 28      | 15         | 22      | 25         | 28      | 12         | 23      | 11/28 | at Cincinnati    | 13         | 13      | 9          | 12      | 14         | 14      | 6   | 11  |
| 12/05               | Baltimore        | 22         | 29      | 15         | 21      | 22         | 27      | 14         | 21      | 12/05 | Baltimore        | 13         | 13      | 8          | 11      | 12         | 13      | 8   | 10  |
| 12/09               | at Minnesota     | 21         | 28      | 13         | T-21    | 27         | 30      | 14         | 22      | 12/09 | at Minnesota     | 12         | 12      | 7          | 12      | 14         | 14      | 8   | 11  |
| 12/19               | Tennessee        | 21         | 31      | 14         | 20      | 27         | 31      | 12         | 22      | 12/19 | Tennessee        | 12         | 15      | 7          | 11      | 14         | 15      | 6   | 11  |
| 12/26               | at Kansas City   | 22         | 29      | 14         | 22      | 26         | 32      | 13         | 22      | 12/26 | at Kansas City   | 13         | 14      | 7          | 12      | 14         | 16      | 7   | 11  |
| 01/03               | Cleveland        | 24         | 28      | 16         | 21      | 21         | 31      | 12         | 22      | 01/03 | Cleveland        | 13         | 13      | 9          | 11      | 10         | 15      | 6   | 11  |
| 01/09               | at Baltimore     | 23         | 29      | 15         | 21      | 24         | 32      | 9          | 20      | 01/09 | at Baltimore     | 12         | 14      | 8          | 11      | 12         | 16      | 5   | 11  |

\*Points per game

| 2021 REGULAR SEASON STEELERS GAME-BY-GAME OFFENSE |       |       |       |       |       |       |       |        |       |       |       |       |        |       |       |       |        |        |
|---|-------|-------|-------|-------|-------|-------|-------|--------|-------|-------|-------|-------|--------|-------|-------|-------|--------|--------|
|   | 09/12 | 09/19 | 09/26 | 10/03 | 10/10 | 10/17 | 10/31 | 11/08  | 11/14 | 11/21 | 11/28 | 12/05 | 12/09  | 12/19 | 12/26 | 01/03 | 01/09  |        |
|   | @     | LV    | CIN   | @     | DEN   | SEA   | @     | CHI    | DET   | @     | @     | BAL   | @      | TEN   | @     | CLE   | @      | Totals |
| FIRST DOWNS                                       |       |       |       |       |       |       |       |        |       |       |       |       |        |       |       |       |        |        |
| Total   | 16    | 17    | 21    | 17    | 19    | 22    | 21    | 20     | 22    | 22    | 16    | 17    | 22     | 12    | 20    | 20    | 19     | 323    |
| Rushing   | 4     | 3     | 2     | 5     | 5     | 6     | 7     | 8      | 7     | 5     | 1     | 4     | 7      | 2     | 6     | 8     | 5      | 85     |
| Passing   | 9     | 13    | 16    | 11    | 12    | 14    | 13    | 8      | 13    | 14    | 15    | 11    | 11     | 7     | 13    | 10    | 14     | 204    |
| Penalty   | 3     | 1     | 3     | 1     | 2     | 2     | 1     | 4      | 2     | 3     | 0     | 2     | 4      | 3     | 1     | 2     | 0      | 34     |
| THIRD DOWNS                                       |       |       |       |       |       |       |       |        |       |       |       |       |        |       |       |       |        |        |
| Attempts  | 12    | 12    | 19    | 11    | 12    | 14    | 13    | 17     | 17    | 15    | 13    | 12    | 13     | 11    | 13    | 18    | 17     | 239    |
| Converted   | 4     | 5     | 9     | 4     | 7     | 5     | 4     | 6      | 7     | 8     | 7     | 5     | 4      | 2     | 5     | 5     | 6      | 93     |
| Percentage  | 33.3% | 41.7% | 47.4% | 36.4% | 58.3% | 35.7% | 30.8% | 35.3%  | 41.2% | 53.3% | 53.8% | 41.7% | 30.8%  | 18.2% | 38.5% | 27.8% | 35.3%  | 38.9%  |
| FOURTH DOWNS                                      |       |       |       |       |       |       |       |        |       |       |       |       |        |       |       |       |        |        |
| Attempts  | 0     | 1     | 2     | 2     | 0     | 0     | 4     | 2      | 0     | 2     | 0     | 0     | 2      | 0     | 3     | 2     | 1      | 21     |
| Converted   | 0     | 0     | 0     | 0     | 0     | 0     | 2     | 2      | 0     | 0     | 0     | 0     | 2      | 0     | 2     | 1     | 1      | 10     |
| Percentage  | 0     | 0.0%  | 0.0%  | 0.0%  | 0     | 0     | 50.0% | 100.0% | 0     | 0.0%  | 0     | 0     | 100.0% | 0     | 66.7% | 50.0% | 100.0% | 47.6%  |
| TOT. OFFENSE                                      |       |       |       |       |       |       |       |        |       |       |       |       |        |       |       |       |        |        |
| Net Yards   | 252   | 331   | 342   | 282   | 391   | 345   | 370   | 280    | 387   | 300   | 301   | 321   | 375    | 168   | 303   | 299   | 314    | 5,361  |
| Plays   | 55    | 56    | 77    | 58    | 61    | 71    | 69    | 66     | 81    | 65    | 59    | 57    | 69     | 45    | 70    | 79    | 75     | 1,113  |
| Avg./Play   | 4.6   | 5.9   | 4.4   | 4.9   | 6.4   | 4.9   | 5.4   | 4.2    | 4.8   | 4.6   | 5.1   | 5.6   | 5.4    | 3.7   | 4.3   | 3.8   | 4.2    | 4.8    |
| RUSHING   |       |       |       |       |       |       |       |        |       |       |       |       |        |       |       |       |        |        |
| Net Yards   | 75    | 39    | 45    | 62    | 147   | 119   | 115   | 105    | 145   | 55    | 51    | 85    | 106    | 35    | 130   | 190   | 79     | 1,583  |
| Rush. Att.  | 21    | 14    | 15    | 16    | 35    | 30    | 32    | 32     | 31    | 18    | 15    | 25    | 24     | 17    | 25    | 31    | 30     | 411    |
| Avg./Att.   | 3.6   | 2.8   | 3.0   | 3.9   | 4.2   | 4.0   | 3.6   | 3.3    | 4.7   | 3.1   | 3.4   | 3.4   | 4.4    | 2.1   | 5.2   | 6.1   | 2.6    | 3.9    |
| PASSING   |       |       |       |       |       |       |       |        |       |       |       |       |        |       |       |       |        |        |
| Net Yards   | 177   | 292   | 297   | 220   | 244   | 226   | 255   | 175    | 242   | 245   | 250   | 236   | 269    | 133   | 173   | 109   | 235    | 3,778  |
| Attempts  | 32    | 40    | 58    | 40    | 25    | 40    | 35    | 30     | 50    | 44    | 41    | 31    | 40     | 25    | 43    | 46    | 44     | 664    |
| Completions                                       | 18    | 27    | 38    | 26    | 15    | 29    | 22    | 21     | 30    | 28    | 24    | 21    | 28     | 16    | 28    | 24    | 30     | 425    |
| Intercepted                                       | 0     | 1     | 2     | 1     | 0     | 0     | 0     | 0      | 1     | 0     | 2     | 0     | 1      | 0     | 1     | 1     | 1      | 11     |
| Gross Yards                                       | 188   | 295   | 318   | 232   | 253   | 229   | 266   | 205    | 242   | 273   | 263   | 236   | 308    | 148   | 194   | 123   | 244    | 4,017  |
| Sacked  | 2.0   | 2.0   | 4.0   | 2.0   | 1.0   | 1.0   | 2.0   | 4.0    | 0.0   | 3.0   | 3.0   | 1.0   | 5.0    | 3.0   | 2.0   | 2.0   | 1.0    | 38.0   |
| Yards Lost  | 11    | 3     | 21    | 12    | 9     | 3     | 11    | 30     | 0     | 28    | 13    | 0     | 39     | 15    | 21    | 14    | 9      | 239    |
| ADVANCES  |       |       |       |       |       |       |       |        |       |       |       |       |        |       |       |       |        |        |
| Rushes  | 21    | 14    | 15    | 16    | 35    | 30    | 32    | 32     | 31    | 18    | 15    | 25    | 24     | 17    | 25    | 31    | 30     | 411    |
| Completions                                       | 18    | 27    | 38    | 26    | 15    | 29    | 22    | 21     | 30    | 28    | 24    | 21    | 28     | 16    | 28    | 24    | 30     | 425    |
| Totals  | 39    | 41    | 53    | 42    | 50    | 59    | 54    | 53     | 61    | 46    | 39    | 46    | 52     | 33    | 53    | 55    | 60     | 836    |
| Total Drives                                      | 11    | 11    | 11    | 11    | 10    | 13    | 10    | 12     | 14    | 11    | 12    | 10    | 14     | 12    | 11    | 14    | 15     | 202    |
| PENALTIES   |       |       |       |       |       |       |       |        |       |       |       |       |        |       |       |       |        |        |
| Number  | 5     | 5     | 10    | 5     | 8     | 5     | 8     | 5      | 7     | 8     | 4     | 5     | 10     | 5     | 5     | 5     | 6      | 106    |
| Yards   | 32    | 43    | 73    | 34    | 59    | 38    | 65    | 30     | 59    | 38    | 30    | 81    | 85     | 30    | 40    | 51    | 43     | 831    |
| FUMBLES   |       |       |       |       |       |       |       |        |       |       |       |       |        |       |       |       |        |        |
| Number  | 1     | 1     | 1     | 1     | 1     | 1     | 1     | 1      | 3     | 1     | 2     | 0     | 1      | 0     | 2     | 2     | 0      | 19     |
| Lost  | 0     | 0     | 0     | 1     | 1     | 1     | 0     | 1      | 2     | 0     | 1     | 0     | 0      | 0     | 2     | 0     | 0      | 9      |
| PUNTING   |       |       |       |       |       |       |       |        |       |       |       |       |        |       |       |       |        |        |
| Yards   | 207   | 197   | 162   | 102   | 119   | 335   | 176   | 196    | 280   | 46    | 190   | 217   | 258    | 199   | 121   | 244   | 298    | 3,347  |
| Punts   | 5     | 4     | 4     | 3     | 2     | 7     | 4     | 5      | 6     | 1     | 5     | 5     | 6      | 5     | 2     | 5     | 8      | 77     |
| Net Avg.  | 41.2  | 42.8  | 38.3  | 34.0  | 46.5  | 42.1  | 43.8  | 35.2   | 31.5  | 47.0  | 34.6  | 41.0  | 37.8   | 30.2  | 41.5  | 43.0  | 37.3   | 38.4   |
| Gross Avg.  | 41.4  | 49.3  | 40.5  | 34.0  | 59.5  | 47.9  | 44.0  | 39.2   | 46.7  | 46.0  | 38.0  | 43.4  | 43.0   | 39.8  | 60.5  | 48.8  | 37.3   | 43.5   |
| SCORING   |       |       |       |       |       |       |       |        |       |       |       |       |        |       |       |       |        |        |
| Points  | 23    | 17    | 10    | 17    | 27    | 23    | 15    | 29     | 16    | 37    | 10    | 20    | 28     | 19    | 10    | 26    | 16     | 343    |
| Q1  | 0     | 0     | 0     | 7     | 7     | 0     | 0     | 7      | 7     | 3     | 3     | 0     | 0      | 0     | 0     | 0     | 3      | 37     |
| Q2  | 0     | 7     | 7     | 3     | 10    | 14    | 3     | 7      | 3     | 7     | 0     | 3     | 0      | 3     | 0     | 10    | 0      | 77     |
| Q3  | 6     | 0     | 0     | 0     | 7     | 3     | 6     | 6      | 3     | 0     | 0     | 0     | 7      | 7     | 3     | 3     | 3      | 54     |
| Q4  | 17    | 10    | 3     | 7     | 3     | 3     | 6     | 9      | 3     | 27    | 7     | 17    | 21     | 9     | 7     | 13    | 7      | 169    |
| OT  | 0     | 0     | 0     | 0     | 0     | 3     | 0     | 0      | 0     | 0     | 0     | 0     | 0      | 0     | 0     | 0     | 3      | 6      |
| TD Rushing  | 0     | 1     | 0     | 1     | 1     | 1     | 1     | 1      | 0     | 1     | 0     | 0     | 1      | 1     | 0     | 1     | 0      | 10     |
| TD Passing  | 1     | 1     | 1     | 1     | 2     | 1     | 1     | 2      | 1     | 3     | 1     | 2     | 3      | 0     | 1     | 1     | 1      | 23     |
| TD KO Returns                                     | 0     | 0     | 0     | 0     | 0     | 0     | 0     | 0      | 0     | 0     | 0     | 0     | 0      | 0     | 0     | 0     | 0      | 0      |
| TD Punt Returns                                   | 0     | 0     | 0     | 0     | 0     | 0     | 0     | 0      | 0     | 0     | 0     | 0     | 0      | 0     | 0     | 0     | 0      | 0      |
| TD Sp. Teams                                      | 1     | 0     | 0     | 0     | 0     | 0     | 0     | 0      | 0     | 0     | 0     | 0     | 0      | 0     | 0     | 0     | 0      | 1      |
| TD Def. Returns                                   | 0     | 0     | 0     | 0     | 0     | 0     | 0     | 0      | 0     | 0     | 0     | 0     | 0      | 0     | 0     | 0     | 0      | 0      |
| FG Attempts                                       | 3     | 1     | 2     | 1     | 2     | 3     | 1     | 3      | 3     | 3     | 1     | 2     | 1      | 5     | 2     | 4     | 3      | 40     |
| FG Made   | 3     | 1     | 1     | 1     | 2     | 3     | 1     | 3      | 3     | 3     | 1     | 2     | 0      | 4     | 1     | 4     | 3      | 36     |
| Safety  | 0     | 0     | 0     | 0     | 0     | 0     | 0     | 0      | 0     | 0     | 0     | 0     | 0      | 0     | 0     | 0     | 0      | 0      |
| 2-Pt Attempts                                     | 0     | 0     | 0     | 0     | 0     | 0     | 2     | 0      | 0     | 0     | 0     | 1     | 2      | 0     | 0     | 0     | 0      | 5      |
| 2-Pt Made   | 0     | 0     | 0     | 0     | 0     | 0     | 0     | 0      | 0     | 0     | 0     | 1     | 1      | 0     | 0     | 0     | 0      | 2      |
| Time of Possession                                | 26:43 | 25:38 | 35:22 | 25:19 | 33:02 | 37:33 | 31:45 | 34:05  | 36:48 | 28:14 | 24:40 | 23:30 | 29:32  | 20:52 | 25:18 | 34:55 | 36:48  | 510:04 |

| 2021 POSTSEASON STEELERS GAME-BY-GAME OFFENSE |        |        |
|---|--------|--------|
|   | 01/16  |        |
|   | @      |        |
|   | KC     | Totals |
| FIRST DOWNS                                   |        |        |
| Total   | 19     | 19     |
| Rushing                                       | 3      | 3      |
| Passing                                       | 15     | 15     |
| Penalty                                       | 1      | 1      |
| THIRD DOWNS                                   |        |        |
| Attempts                                      | 16     | 16     |
| Converted                                     | 7      | 7      |
| Percentage                                    | 43.8%  | 43.8%  |
| FOURTH DOWNS                                  |        |        |
| Attempts                                      | 2      | 2      |
| Converted                                     | 2      | 2      |
| Percentage                                    | 100.0% | 100.0% |
| TOT. OFFENSE                                  |        |        |
| Net Yards                                     | 257    | 257    |
| Plays   | 66     | 66     |
| Avg./Play                                     | 3.9    | 3.9    |
| RUSHING                                       |        |        |
| Net Yards                                     | 56     | 56     |
| Rush. Att.                                    | 20     | 20     |
| Avg./Att.                                     | 2.8    | 2.8    |
| PASSING                                       |        |        |
| Net Yards                                     | 201    | 201    |
| Attempts                                      | 44     | 44     |
| Completions                                   | 29     | 29     |
| Intercepted                                   | 0      | 0      |
| Gross Yards                                   | 215    | 215    |
| Sacked  | 2.0    | 2.0    |
| Yards Lost                                    | 14     | 14     |
| ADVANCES                                      |        |        |
| Rushes  | 20     | 20     |
| Completions                                   | 29     | 29     |
| Totals  | 49     | 49     |
| Total Drives                                  | 12     | 12     |
| PENALTIES                                     |        |        |
| Number  | 4      | 4      |
| Yards   | 45     | 45     |
| FUMBLES                                       |        |        |
| Number  | 2      | 2      |
| Lost  | 1      | 1      |
| PUNTING                                       |        |        |
| Yards   | 348    | 348    |
| Punts   | 7      | 7      |
| Net Avg.                                      | 40.9   | 40.9   |
| Gross Avg.                                    | 49.7   | 49.7   |
| SCORING                                       |        |        |
| Points  | 21     | 21     |
| Q1  | 0      | 0      |
| Q2  | 7      | 7      |
| Q3  | 7      | 7      |
| Q4  | 7      | 7      |
| OT  | 0      | 0      |
| TD Rushing                                    | 0      | 0      |
| TD Passing                                    | 2      | 2      |
| TD KO Returns                                 | 0      | 0      |
| TD Punt Returns                               | 0      | 0      |
| TD Sp. Teams                                  | 0      | 0      |
| TD Def. Returns                               | 1      | 1      |
| FG Attempts                                   | 0      | 0      |
| FG Made                                       | 0      | 0      |
| Safety  | 0      | 0      |
| 2-Pt Attempts                                 | 0      | 0      |
| 2-Pt Made                                     | 0      | 0      |
| Time of Possession                            | 30:00  | 30:00  |

| 2021 REGULAR SEASON STEELERS GAME-BY-GAME DEFENSE |       |        |       |       |       |       |       |       |        |       |        |       |        |       |        |       |       |        |  |
|---|-------|--------|-------|-------|-------|-------|-------|-------|--------|-------|--------|-------|--------|-------|--------|-------|-------|--------|--|
|   | 09/12 | 09/19  | 09/26 | 10/03 | 10/10 | 10/17 | 10/31 | 11/08 | 11/14  | 11/21 | 11/28  | 12/05 | 12/09  | 12/19 | 12/26  | 01/03 | 01/09 |        |  |
|   | @ BUF | LV     | CIN   | @ GB  | DEN   | SEA   | @ CLE | CHI   | DET    | @ LAC | @ CIN  | BAL   | @ MIN  | TEN   | @ KC   | CLE   | @ BAL | Totals |  |
| <b>FIRST DOWNS</b>                                |       |        |       |       |       |       |       |       |        |       |        |       |        |       |        |       |       |        |  |
| Total   | 22    | 22     | 12    | 23    | 17    | 18    | 19    | 20    | 17     | 33    | 25     | 22    | 22     | 22    | 25     | 15    | 20    | 354    |  |
| Rushing   | 8     | 4      | 4     | 9     | 3     | 8     | 7     | 7     | 10     | 9     | 13     | 7     | 13     | 14    | 9      | 5     | 14    | 144    |  |
| Passing   | 13    | 17     | 7     | 13    | 14    | 9     | 10    | 11    | 5      | 19    | 11     | 12    | 8      | 8     | 16     | 8     | 5     | 186    |  |
| Penalty   | 1     | 1      | 1     | 1     | 0     | 1     | 2     | 2     | 2      | 5     | 1      | 3     | 1      | 0     | 0      | 2     | 1     | 24     |  |
| <b>THIRD DOWNS</b>                                |       |        |       |       |       |       |       |       |        |       |        |       |        |       |        |       |       |        |  |
| Attempts  | 18    | 13     | 9     | 15    | 12    | 12    | 10    | 12    | 18     | 12    | 11     | 16    | 14     | 18    | 11     | 17    | 14    | 232    |  |
| Converted   | 8     | 5      | 3     | 9     | 2     | 3     | 3     | 4     | 7      | 7     | 5      | 8     | 5      | 8     | 4      | 5     | 3     | 86     |  |
| Percentage  | 44.4% | 38.5%  | 33.3% | 60.0% | 16.7% | 25.0% | 30.0% | 33.3% | 22.2%  | 58.3% | 45.5%  | 50.0% | 35.7%  | 44.4% | 36.4%  | 29.4% | 21.4% | 37.1%  |  |
| <b>FOURTH DOWNS</b>                               |       |        |       |       |       |       |       |       |        |       |        |       |        |       |        |       |       |        |  |
| Attempts  | 3     | 1      | 0     | 1     | 4     | 0     | 2     | 0     | 2      | 1     | 1      | 0     | 1      | 2     | 1      | 3     | 2     | 24     |  |
| Converted   | 1     | 1      | 0     | 0     | 3     | 0     | 0     | 0     | 2      | 0     | 1      | 0     | 1      | 1     | 1      | 1     | 1     | 13     |  |
| Percentage  | 33.3% | 100.0% | 0     | 0.0%  | 75.0% | 0     | 0.0%  | 0     | 100.0% | 0.0%  | 100.0% | 0     | 100.0% | 50.0% | 100.0% | 33.3% | 50.0% | 54.2%  |  |
| <b>TOT. OFFENSE</b>                               |       |        |       |       |       |       |       |       |        |       |        |       |        |       |        |       |       |        |  |
| Net Yards   | 371   | 425    | 268   | 367   | 374   | 309   | 306   | 414   | 306    | 533   | 370    | 326   | 458    | 318   | 381    | 232   | 381   | 6,139  |  |
| Plays   | 79    | 64     | 42    | 72    | 58    | 64    | 58    | 68    | 69     | 65    | 69     | 67    | 78     | 67    | 78     | 67    | 71    | 1,116  |  |
| Avg./Play   | 4.7   | 6.6    | 6.4   | 5.1   | 6.4   | 4.8   | 5.3   | 7.1   | 4.5    | 7.7   | 5.7    | 4.7   | 6.8    | 4.1   | 5.7    | 3.5   | 5.4   | 5.5    |  |
| <b>RUSHING</b>                                    |       |        |       |       |       |       |       |       |        |       |        |       |        |       |        |       |       |        |  |
| Net Yards   | 117   | 52     | 96    | 131   | 106   | 144   | 96    | 136   | 229    | 159   | 198    | 107   | 242    | 201   | 127    | 93    | 249   | 2,483  |  |
| Rush. Att.  | 25    | 25     | 24    | 33    | 18    | 27    | 23    | 26    | 39     | 26    | 38     | 25    | 36     | 42    | 35     | 20    | 36    | 498    |  |
| Avg./Att.   | 4.7   | 2.1    | 4.0   | 4.0   | 5.9   | 5.3   | 4.2   | 5.2   | 5.9    | 6.1   | 5.2    | 4.3   | 6.7    | 4.8   | 3.6    | 4.7   | 6.9   | 5.0    |  |
| <b>PASSING</b>                                    |       |        |       |       |       |       |       |       |        |       |        |       |        |       |        |       |       |        |  |
| Net Yards   | 254   | 373    | 172   | 236   | 268   | 165   | 210   | 278   | 77     | 374   | 172    | 219   | 216    | 117   | 254    | 139   | 132   | 3,656  |  |
| Attempts  | 51    | 37     | 18    | 36    | 38    | 32    | 31    | 29    | 25     | 41    | 25     | 37    | 31     | 32    | 30     | 38    | 32    | 563    |  |
| Completions                                       | 30    | 28     | 14    | 20    | 24    | 23    | 20    | 17    | 14     | 30    | 20     | 23    | 14     | 23    | 23     | 16    | 16    | 355    |  |
| Intercepted                                       | 0     | 0      | 1     | 0     | 1     | 0     | 0     | 1     | 0      | 1     | 1      | 1     | 2      | 1     | 0      | 2     | 2     | 13     |  |
| Gross Yards                                       | 270   | 382    | 172   | 248   | 288   | 209   | 225   | 291   | 114    | 382   | 190    | 253   | 216    | 153   | 258    | 185   | 141   | 3,977  |  |
| Sacked  | 3.0   | 2.0    | 0.0   | 3.0   | 2.0   | 5.0   | 4.0   | 3.0   | 4.0    | 2.0   | 2.0    | 7.0   | 0.0    | 4.0   | 2.0    | 9.0   | 3.0   | 55.0   |  |
| Yards Lost  | 16    | 9      | 0     | 12    | 20    | 44    | 15    | 13    | 37     | 8     | 18     | 34    | 0      | 36    | 4      | 46    | 9     | 321    |  |
| <b>ADVANCES</b>                                   |       |        |       |       |       |       |       |       |        |       |        |       |        |       |        |       |       |        |  |
| Rushes  | 25    | 25     | 24    | 33    | 18    | 27    | 23    | 26    | 39     | 26    | 38     | 25    | 36     | 42    | 35     | 20    | 36    | 498    |  |
| Completions                                       | 30    | 28     | 14    | 20    | 24    | 23    | 20    | 17    | 14     | 30    | 20     | 23    | 14     | 23    | 23     | 16    | 16    | 355    |  |
| Totals  | 55    | 53     | 38    | 53    | 42    | 50    | 43    | 43    | 53     | 56    | 58     | 48    | 50     | 65    | 58     | 36    | 52    | 853    |  |
| Total Drives                                      | 11    | 10     | 12    | 11    | 9     | 14    | 9     | 12    | 15     | 11    | 10     | 10    | 13     | 11    | 10     | 13    | 14    | 195    |  |
| <b>PENALTIES</b>                                  |       |        |       |       |       |       |       |       |        |       |        |       |        |       |        |       |       |        |  |
| Number  | 8     | 5      | 10    | 3     | 7     | 6     | 5     | 12    | 8      | 12    | 3      | 10    | 11     | 7     | 5      | 10    | 1     | 123    |  |
| Yards   | 81    | 40     | 89    | 25    | 67    | 45    | 30    | 115   | 84     | 75    | 18     | 55    | 102    | 68    | 41     | 77    | 5     | 1,017  |  |
| <b>FUMBLES</b>                                    |       |        |       |       |       |       |       |       |        |       |        |       |        |       |        |       |       |        |  |
| Number  | 4     | 2      | 0     | 1     | 0     | 3     | 1     | 1     | 0      | 0     | 0      | 1     | 0      | 5     | 3      | 0     | 2     | 23     |  |
| Lost  | 1     | 0      | 0     | 1     | 0     | 1     | 1     | 1     | 0      | 0     | 0      | 0     | 0      | 3     | 0      | 0     | 1     | 9      |  |
| <b>PUNTING</b>                                    |       |        |       |       |       |       |       |       |        |       |        |       |        |       |        |       |       |        |  |
| Yards   | 137   | 190    | 241   | 138   | 176   | 364   | 197   | 234   | 464    | 0     | 139    | 203   | 146    | 143   | 91     | 342   | 268   | 3,473  |  |
| Punts   | 4     | 4      | 5     | 3     | 4     | 8     | 4     | 5     | 10     | 1     | 3      | 4     | 3      | 3     | 2      | 8     | 7     | 78     |  |
| Net Avg.  | 22.4  | 37.3   | 45.4  | 41.3  | 44.0  | 36.9  | 42.0  | 41.2  | 37.0   | 0.0   | 45.3   | 42.5  | 46.0   | 34.7  | 35.5   | 34.8  | 34.1  | 38.0   |  |
| Gross Avg.  | 34.3  | 47.5   | 48.2  | 46.0  | 44.0  | 45.5  | 49.3  | 46.8  | 46.4   | 0.0   | 46.3   | 50.8  | 48.7   | 47.7  | 45.5   | 42.8  | 38.3  | 44.5   |  |
| <b>SCORING</b>                                    |       |        |       |       |       |       |       |       |        |       |        |       |        |       |        |       |       |        |  |
| Points  | 16    | 26     | 24    | 27    | 19    | 20    | 10    | 27    | 16     | 41    | 41     | 19    | 36     | 13    | 36     | 14    | 13    | 398    |  |
| Q1  | 3     | 3      | 7     | 0     | 3     | 0     | 3     | 0     | 0      | 7     | 10     | 0     | 6      | 10    | 14     | 0     | 0     | 66     |  |
| Q2  | 7     | 6      | 7     | 17    | 3     | 0     | 0     | 3     | 10     | 10    | 21     | 7     | 17     | 3     | 9      | 0     | 3     | 123    |  |
| Q3  | 0     | 7      | 10    | 10    | 0     | 14    | 7     | 3     | 6      | 10    | 3      | 3     | 6      | 0     | 7      | 7     | 7     | 100    |  |
| Q4  | 6     | 10     | 0     | 0     | 13    | 6     | 0     | 21    | 0      | 14    | 7      | 9     | 7      | 0     | 6      | 7     | 3     | 109    |  |
| OT  | 0     | 0      | 0     | 0     | 0     | 0     | 0     | 0     | 0      | 0     | 0      | 0     | 0      | 0     | 0      | 0     | 0     | 0      |  |
| TD Rushing  | 0     | 0      | 0     | 1     | 0     | 1     | 1     | 1     | 2      | 2     | 3      | 1     | 2      | 1     | 1      | 0     | 1     | 17     |  |
| TD Passing  | 1     | 2      | 3     | 2     | 2     | 1     | 0     | 1     | 0      | 3     | 1      | 1     | 2      | 0     | 3      | 2     | 0     | 24     |  |
| TD KO Returns                                     | 0     | 0      | 0     | 0     | 0     | 0     | 0     | 0     | 0      | 0     | 0      | 0     | 0      | 0     | 0      | 0     | 0     | 0      |  |
| TD Punt Returns                                   | 0     | 0      | 0     | 0     | 0     | 0     | 0     | 0     | 0      | 0     | 0      | 0     | 0      | 0     | 0      | 0     | 0     | 0      |  |
| TD Sp. Teams                                      | 0     | 0      | 0     | 0     | 0     | 0     | 0     | 0     | 1      | 0     | 0      | 0     | 0      | 0     | 0      | 0     | 0     | 1      |  |
| TD Def. Returns                                   | 0     | 0      | 0     | 0     | 0     | 0     | 0     | 0     | 0      | 0     | 1      | 0     | 0      | 0     | 0      | 0     | 0     | 1      |  |
| FG Attempts                                       | 3     | 4      | 1     | 2     | 2     | 2     | 1     | 3     | 2      | 2     | 2      | 2     | 4      | 2     | 4      | 0     | 2     | 38     |  |
| FG Made   | 3     | 4      | 1     | 2     | 2     | 2     | 1     | 2     | 1      | 2     | 2      | 2     | 3      | 2     | 3      | 0     | 2     | 34     |  |
| Safety  | 0     | 0      | 0     | 0     | 0     | 0     | 0     | 0     | 0      | 0     | 0      | 0     | 0      | 0     | 0      | 0     | 0     | 0      |  |
| 2-PT Attempts                                     | 0     | 0      | 0     | 0     | 1     | 0     | 0     | 0     | 0      | 0     | 0      | 1     | 0      | 0     | 0      | 0     | 0     | 2      |  |
| 2-PT Made   | 0     | 0      | 0     | 0     | 0     | 0     | 0     | 0     | 0      | 0     | 0      | 0     | 0      | 0     | 0      | 0     | 0     | 0      |  |
| Time of Possession                                | 33:17 | 34:22  | 24:38 | 34:41 | 26:58 | 29:37 | 28:15 | 25:55 | 33:12  | 31:46 | 35:20  | 36:30 | 30:28  | 39:08 | 34:42  | 25:05 | 31:16 | 535:10 |  |



| 2021 POSTSEASON STEELERS GAME-BY-GAME DEFENSE |                  |        |
|---|------------------|--------|
|   | 01/16<br>@<br>KC | Totals |
| FIRST DOWNS                                   |                  |        |
| Total   | 26               | 26     |
| Rushing                                       | 6                | 6      |
| Passing                                       | 19               | 19     |
| Penalty                                       | 1                | 1      |
| THIRD DOWNS                                   |                  |        |
| Attempts                                      | 12               | 12     |
| Converted                                     | 8                | 8      |
| Percentage                                    | 66.7%            | 66.7%  |
| FOURTH DOWNS                                  |                  |        |
| Attempts                                      | 0                | 0      |
| Converted                                     | 0                | 0      |
| Percentage                                    | 0                | 0      |
| TOT. OFFENSE                                  |                  |        |
| Net Yards                                     | 478              | 478    |
| Plays   | 65               | 65     |
| Avg./Play                                     | 7.4              | 7.4    |
| RUSHING                                       |                  |        |
| Net Yards                                     | 106              | 106    |
| Rush. Att.                                    | 22               | 22     |
| Avg./Att.                                     | 4.8              | 4.8    |
| PASSING                                       |                  |        |
| Net Yards                                     | 372              | 372    |
| Attempts                                      | 40               | 40     |
| Completions                                   | 31               | 31     |
| Intercepted                                   | 1                | 1      |
| Gross Yards                                   | 406              | 406    |
| Sacked  | 3.0              | 3.0    |
| Yards Lost                                    | 34               | 34     |
| ADVANCES                                      |                  |        |
| Rushes  | 22               | 22     |
| Completions                                   | 31               | 31     |
| Totals  | 53               | 53     |
| Total Drives                                  | 12               | 12     |
| PENALTIES                                     |                  |        |
| Number  | 3                | 3      |
| Yards   | 25               | 25     |
| FUMBLES                                       |                  |        |
| Number  | 2                | 2      |
| Lost  | 1                | 1      |
| PUNTING                                       |                  |        |
| Yards   | 138              | 138    |
| Punts   | 4                | 4      |
| Net Avg.                                      | 31.3             | 31.3   |
| Gross Avg.                                    | 34.5             | 34.5   |
| SCORING                                       |                  |        |
| Points  | 42               | 42     |
| Q1  | 0                | 0      |
| Q2  | 21               | 21     |
| Q3  | 14               | 14     |
| Q4  | 7                | 7      |
| OT  | 0                | 0      |
| TD Rushing                                    | 0                | 0      |
| TD Passing                                    | 6                | 6      |
| TD KO Returns                                 | 0                | 0      |
| TD Punt Returns                               | 0                | 0      |
| TD Sp. Teams                                  | 0                | 0      |
| TD Def. Returns                               | 0                | 0      |
| FG Attempts                                   | 0                | 0      |
| FG Made                                       | 0                | 0      |
| Safety  | 0                | 0      |
| 2-Pt Attempts                                 | 0                | 0      |
| 2-Pt Made                                     | 0                | 0      |
| Time of Possession                            | 30:00            | 30:00  |

| 2021 REGULAR SEASON - DEFENSIVE TAKEAWAYS |                  |  |      |       |          |        |
|---|------------------|--|------|-------|----------|--------|
| DATE                                      | OPPONENT         | TAKEAWAY                                   | QTR. | SCORE | YD-LINE  | RESULT |
| 09/12                                     | at Buffalo       | C. Heyward FR (T. Watt FF)                 | 2    | 0-3   | PIT-45   | Punt   |
| 09/19                                     | Las Vegas        | None                                       |      |       |          |        |
| 09/26                                     | Cincinnati       | T. Edmunds INT (J. Burrow)                 | 1    | 0-0   | PIT-29   | INT    |
| 10/03                                     | at Green Bay     | T. Watt FR (C. Wormley FF)                 | 3    | 10-27 | PIT-35   | Punt   |
| 10/10                                     | Denver           | J. Pierre INT (T. Bridgewater: touchback)  | 4    | 27-19 | PIT-(-8) | EOG    |
| 10/17                                     | Seattle          | D. Bush FR (T. Watt FF)                    | 5    | 20-20 | SEA-16   | FG     |
| 10/31                                     | at Cleveland     | T. Watt FR (J. Schobert FF)                | 4    | 15-10 | PIT-20   | Punt   |
| 11/08                                     | Chicago          | C. Heyward INT (J. Fields)                 | 1    | 7-0   | CHI-36   | TD     |
| 11/14                                     | Detroit          | None                                       |      |       |          |        |
| 11/21                                     | at L.A. Chargers | C. Sutton INT (J. Herbert)                 | 4    | 27-34 | LAC-15   | TD     |
| 11/28                                     | at Cincinnati    | M. Fitzpatrick INT (J. Burrow)             | 2    | 3-24  | PIT-3    | INT    |
| 12/05                                     | Baltimore        | M. Fitzpatrick INT (L. Jackson: touchback) | 1    | 0-0   | PIT-(-5) | Punt   |
| 12/09                                     | at Minnesota     | A. Witherspoon INT (K. Cousins)            | 3    | 7-29  | MIN-46   | TD     |
|   |                  | A. Witherspoon INT (K. Cousins)            | 4    | 20-36 | PIT-38   | TD     |
| 12/19                                     | Tennessee        | M. Fitzpatrick FR (A. Maulet FF)           | 2    | 0-10  | TEN-35   | FG     |
|   |                  | J. Haden FR (C. Sutton FF)                 | 3    | 10-13 | TEN-41   | FG     |
|   |                  | J. Schobert INT (R. Tannehill)             | 4    | 13-13 | PIT-46   | FG     |
|   |                  | T. Watt FR (R. Tannehill fumble)           | 4    | 16-13 | TEN-35   | FG     |
| 12/26                                     | at Kansas City   | None                                       |      |       |          |        |
| 01/03                                     | Cleveland        | A. Witherspoon INT (B. Mayfield)           | 2    | 7-0   | CLV-43   | FG     |
|   |                  | T. Norwood INT (B. Mayfield)               | 4    | 26-14 | CLV-37   | EOG    |
| 01/09                                     | at Baltimore     | H. Mondeaux FR (T. Watt FF)                | 1    | 0-0   | BLT-39   | FG     |
|   |                  | T. Edmunds INT (T. Huntley)                | 1    | 3-0   | PIT-34   | INT    |
|   |                  | C. Sutton INT (T. Huntley: touchback)      | 4    | 6-10  | PIT-(-6) | Punt   |

| 2021 REGULAR SEASON - OFFENSIVE GIVEAWAYS |                  |   |      |       |         |           |
|---|------------------|---|------|-------|---------|-----------|
| DATE                                      | OPPONENT         | TAKEAWAY  | QTR. | SCORE | YD-LINE | RESULT    |
| 09/12                                     | at Buffalo       | None  |      |       |         |           |
| 09/19                                     | Las Vegas        | B. Roethlisberger INT (T. Mullen Jr.)                       | 1    | 0-0   | LV-43   | FG        |
| 09/26                                     | Cincinnati       | B. Roethlisberger INT (L. Wilson)                           | 1    | 0-0   | PIT-42  | TD        |
|   |                  | B. Roethlisberger INT (L. Wilson)                           | 3    | 7-17  | PIT-32  | TD        |
| 10/03                                     | at Green Bay     | B. Roethlisberger fumble (K. Keke FF; K. Clark FR)          | 2    | 7-7   | PIT-23  | TD        |
|   |                  | B. Roethlisberger INT (E. Stokes)                           | 4    | 17-27 | GB-42   | EOG       |
| 10/10                                     | Denver           | B. Roethlisberger fumble (M. Reed FF; A. Johnson FR)        | 1    | 7-0   | PIT-39  | FG        |
| 10/17                                     | Seattle          | B. Roethlisberger fumble (K. Hyder Jr. FR)                  | 4    | 17-17 | PIT-35  | Punt      |
| 10/31                                     | at Cleveland     | None  |      |       |         |           |
| 11/08                                     | Chicago          | None  |      |       |         |           |
| 11/14                                     | Detroit          | M. Rudolph INT (J. Okwara)                                  | 1    | 7-0   | DET-39  | Punt      |
|   |                  | D. Johnson fumble (M. Gilbert FF; A. Oruware FR)            | 5    | 16-16 | DET-45  | Missed FG |
|   |                  | P. Freiermuth fumble (W. Harris FF; T. Flowers FR)          | 5    | 16-16 | DET-38  | EOG       |
| 11/21                                     | at L.A. Chargers | None  |      |       |         |           |
| 11/28                                     | at Cincinnati    | B. Roethlisberger INT (E. Apple)                            | 1    | 0-7   | CIN-45  | FG        |
|   |                  | B. Roethlisberger INT (M. Hilton)                           | 2    | 3-31  | PIT-24  | TD        |
|   |                  | B. Roethlisberger fumble (T. Hendrickson FF; S. Hubbard FR) | 3    | 3-31  | PIT-45  | FG        |
| 12/05                                     | Baltimore        | None  |      |       |         |           |
| 12/09                                     | at Minnesota     | B. Roethlisberger INT (B. Breeland)                         | 3    | 0-26  | PIT-48  | FG        |
| 12/19                                     | Tennessee        | None  |      |       |         |           |
| 12/26                                     | at Kansas City   | B. Roethlisberger INT (C. Ward)                             | 1    | 0-7   | PIT-49  | TD        |
|   |                  | D. Johnson fumble (T. Mathieu FR)                           | 3    | 0-23  | KC-49   | TD        |
|   |                  | B. Roethlisberger fumble (T. Wharton FF; J. Reed FR)        | 4    | 3-33  | PIT-17  | FG        |
| 01/03                                     | Cleveland        | B. Roethlisberger INT (A. Green)                            | 3    | 10-0  | CLV-42  | Punt      |
| 01/09                                     | at Baltimore     | B. Roethlisberger INT (G. Stone)                            | 1    | 3-0   | BLT-25  | Downs     |

| 2021 REGULAR SEASON - SPECIAL TEAMS/MISC TAKEAWAYS |          |                              |      |       |         |        |
|--|----------|------------------------------|------|-------|---------|--------|
| DATE   | OPPONENT | TAKEAWAY                     | QTR. | SCORE | YD-LINE | RESULT |
| 11/08  | Chicago  | C. Boswell FR (J. Pierre FF) | 4    | 23-13 | CHI-42  | Punt   |

| 2021 REGULAR SEASON - SPECIAL TEAMS/MISC GIVEAWAYS |          |   |      |       |         |        |
|--|----------|---|------|-------|---------|--------|
| DATE   | OPPONENT | TAKEAWAY  | QTR. | SCORE | YD-LINE | RESULT |
| 11/08  | Chicago  | R. McCloud fumble (J. Iyiegbuniwe FF; D. Houston-Carson FR) | 4    | 23-20 | PIT-25  | TD     |

| 2021 REGULAR SEASON - TURNOVERS |  |  |
|---------------------------------|--|--|
| <b>Offense:</b>                 | 19 Giveaways<br>60 Points (6 TD, 6 FG)                                     | <b>Ratio</b><br>+2 (22 takes, 20 gives)                          |
| <b>Defense:</b>                 | 21 Takeaways<br>50 Points (4 TD, 7 FG)                                     |  |
| <b>Special Teams:</b>           | 1 Giveaway<br>7 Points (1 TD, 0 FG)<br>1 Takeaway<br>0 Points (0 TD, 0 FG) | <b>Points Off Turnovers Ratio</b><br>-17 (50 scored, 67 allowed) |

| 2021 POSTSEASON - DEFENSIVE TAKEAWAYS |                |                            |      |       |         |        |
|---------------------------------------|----------------|----------------------------|------|-------|---------|--------|
| DATE                                  | OPPONENT       | TAKEAWAY                   | QTR. | SCORE | YD-LINE | RESULT |
| 01/16                                 | at Kansas City | D. Bush INT (P. Mahomes)   | 1    | 0-0   | PIT-20  | Punt   |
|                                       |                | T. Watt FR (C. Heyward FF) | 2    | 7-0   | KC-26   | TD     |

| 2021 POSTSEASON - OFFENSIVE GIVEAWAYS |                |   |      |       |         |        |
|---------------------------------------|----------------|---|------|-------|---------|--------|
| DATE                                  | OPPONENT       | TAKEAWAY                                  | QTR. | SCORE | YD-LINE | RESULT |
| 01/16                                 | at Kansas City | N. Harris fumble (W. Gay FF; F. Clark FR) | 3    | 7-28  | PIT-29  | TD     |

| 2021 POSTSEASON - TURNOVERS |                                      |   |
|-----------------------------|--------------------------------------|---|
| Offense:                    | 1 Giveaway<br>7 Points (1 TD, 0 FG)  | Ratio<br>+1 (2 takes, 1 give)                         |
| Defense:                    | 2 Takeaways<br>7 Points (1 TD, 0 FG) |   |
| Special Teams:              | 0 Giveaways<br>0 Points (0 TD, 0 FG) | Points Off Turnovers Ratio<br>0 (7 scored, 7 allowed) |
|                             | 0 Takeaways<br>0 Points (0 TD, 0 FG) |   |

|       |                  | FORCED TURNOVERS |      |       | TURNOVERS CONVERTED |    |      |           |         | OUTCOME   |        |
|-------|------------------|------------------|------|-------|---------------------|----|------|-----------|---------|-----------|--------|
| DATE  | OPPONENT         | FUM              | INTS | TOTAL | TD                  | FG | PTS. | PTS. PCT. | TD PCT. | NET DIFF. | RESULT |
| 09/12 | Pittsburgh       | 1                | 0    | 1     | 0                   | 0  | 0    | 0.0       | 0.0     | +1        | W      |
|       | at Buffalo       | 0                | 0    | 0     | 0                   | 0  | 0    | 0.0       | 0.0     | -1        | L      |
| 09/19 | Pittsburgh       | 0                | 0    | 0     | 0                   | 0  | 0    | 0.0       | 0.0     | -1        | L      |
|       | Las Vegas        | 0                | 1    | 1     | 0                   | 1  | 3    | 100.0     | 0.0     | +1        | W      |
| 09/26 | Pittsburgh       | 0                | 1    | 1     | 0                   | 0  | 0    | 0.0       | 0.0     | -1        | L      |
|       | Cincinnati       | 0                | 2    | 2     | 2                   | 0  | 14   | 100.0     | 100.0   | +1        | W      |
| 10/03 | Pittsburgh       | 1                | 0    | 1     | 0                   | 0  | 0    | 0.0       | 0.0     | -1        | L      |
|       | at Green Bay     | 1                | 1    | 2     | 1                   | 0  | 7    | 50.0      | 100.0   | +1        | W      |
| 10/10 | Pittsburgh       | 0                | 1    | 1     | 0                   | 0  | 0    | 0.0       | 0.0     | 0         | W      |
|       | Denver           | 1                | 0    | 1     | 0                   | 1  | 3    | 100.0     | 0.0     | 0         | L      |
| 10/17 | Pittsburgh       | 1                | 0    | 1     | 0                   | 1  | 3    | 100.0     | 0.0     | 0         | W      |
|       | Seattle          | 1                | 0    | 1     | 0                   | 0  | 0    | 0.0       | 0.0     | 0         | L      |
| 10/31 | Pittsburgh       | 1                | 0    | 1     | 0                   | 0  | 0    | 0.0       | 0.0     | +1        | W      |
|       | at Cleveland     | 0                | 0    | 0     | 0                   | 0  | 0    | 0.0       | 0.0     | -1        | L      |
| 11/08 | Pittsburgh       | 1                | 1    | 2     | 1                   | 0  | 7    | 50.0      | 100.0   | +1        | W      |
|       | Chicago          | 1                | 0    | 1     | 1                   | 0  | 7    | 100.0     | 100.0   | -1        | L      |
| 11/14 | Pittsburgh       | 0                | 0    | 0     | 0                   | 0  | 0    | 0.0       | 0.0     | -3        | T-16   |
|       | Detroit          | 2                | 1    | 3     | 0                   | 0  | 0    | 0.0       | 0.0     | +3        | T      |
| 11/21 | Pittsburgh       | 0                | 1    | 1     | 1                   | 0  | 7    | 100.0     | 100.0   | +1        | L      |
|       | at L.A. Chargers | 0                | 0    | 0     | 0                   | 0  | 0    | 0.0       | 0.0     | -1        | W      |
| 11/28 | Pittsburgh       | 0                | 1    | 1     | 0                   | 0  | 0    | 0.0       | 0.0     | -2        | L      |
|       | at Cincinnati    | 1                | 2    | 3     | 1                   | 2  | 13   | 100.0     | 33.3    | +2        | W      |
| 12/05 | Pittsburgh       | 0                | 1    | 1     | 0                   | 0  | 0    | 0.0       | 0.0     | +1        | W      |
|       | Baltimore        | 0                | 0    | 0     | 0                   | 0  | 0    | 0.0       | 0.0     | -1        | L      |
| 12/09 | Pittsburgh       | 0                | 2    | 2     | 2                   | 0  | 15   | 100.0     | 100.0   | +1        | L      |
|       | at Minnesota     | 0                | 1    | 1     | 0                   | 1  | 3    | 100.0     | 0.0     | -1        | W      |
| 12/19 | Pittsburgh       | 3                | 1    | 4     | 0                   | 4  | 12   | 100.0     | 0.0     | +4        | W      |
|       | Tennessee        | 0                | 0    | 0     | 0                   | 0  | 0    | 0.0       | 0.0     | -4        | L      |
| 12/26 | Pittsburgh       | 0                | 0    | 0     | 0                   | 0  | 0    | 0.0       | 0.0     | -3        | L      |
|       | at Kansas City   | 2                | 1    | 3     | 2                   | 1  | 17   | 100.0     | 66.7    | +3        | W      |
| 01/03 | Pittsburgh       | 0                | 2    | 2     | 0                   | 1  | 3    | 50.0      | 0.0     | +1        | W      |
|       | Cleveland        | 0                | 1    | 1     | 0                   | 0  | 0    | 0.0       | 0.0     | -1        | L      |
| 01/09 | Pittsburgh       | 1                | 2    | 3     | 0                   | 1  | 3    | 33.3      | 0.0     | +2        | W      |
|       | at Baltimore     | 0                | 1    | 1     | 0                   | 0  | 0    | 0.0       | 0.0     | -2        | L      |
|       | STEELERS         | 9                | 13   | 22    | 4                   | 7  | 50   | 50.0      | 36.4    | +2        | 9-7    |
|       | OPPONENTS        | 9                | 11   | 20    | 7                   | 6  | 67   | 65.0      | 53.8    | -2        | 7-9    |
|       |                  | FORCED TURNOVERS |      |       | TURNOVERS CONVERTED |    |      |           |         | OUTCOME   |        |
| DATE  | OPPONENT         | FUM              | INTS | TOTAL | TD                  | FG | PTS. | PTS. PCT. | TD PCT. | NET DIFF. | RESULT |
| 01/16 | Pittsburgh       | 1                | 1    | 2     | 1                   | 0  | 7    | 50.0      | 100.0   | +1        | L      |
|       | at Kansas City   | 1                | 0    | 1     | 1                   | 0  | 7    | 100.0     | 100.0   | -1        | W      |
|       | STEELERS         | 1                | 1    | 2     | 1                   | 0  | 7    | 50.0      | 100.0   | +1        | 0-1    |
|       | OPPONENTS        | 1                | 0    | 1     | 1                   | 0  | 7    | 100.0     | 100.0   | -1        | 1-0    |

| 2021 REGULAR SEASON INDIVIDUAL GAME-BY-GAME STATS |                  |               |     |     |      |     |     |    |      |     |      |    |       |      |
|---|------------------|---------------|-----|-----|------|-----|-----|----|------|-----|------|----|-------|------|
| PASSING:  |                  | CHRIS BOSWELL |     |     |      |     |     |    |      |     |      |    |       |      |
| DATE  | OPP.             | ATT           | CMP | YDS | CMP% | Y/A | Y/C | TD | TD%  | INT | INT% | LG | SK/YD | RATE |
| 09/12   | at Buffalo       | 0             | 0   | 0   | 0.0% | 0.0 | 0.0 | 0  | 0.0% | 0   | 0.0% | 0  | 0/0   | 0.0  |
| 09/19   | Las Vegas        | 0             | 0   | 0   | 0.0% | 0.0 | 0.0 | 0  | 0.0% | 0   | 0.0% | 0  | 0/0   | 0.0  |
| 09/26   | Cincinnati       | 0             | 0   | 0   | 0.0% | 0.0 | 0.0 | 0  | 0.0% | 0   | 0.0% | 0  | 0/0   | 0.0  |
| 10/03   | at Green Bay     | 0             | 0   | 0   | 0.0% | 0.0 | 0.0 | 0  | 0.0% | 0   | 0.0% | 0  | 0/0   | 0.0  |
| 10/10   | Denver           | 0             | 0   | 0   | 0.0% | 0.0 | 0.0 | 0  | 0.0% | 0   | 0.0% | 0  | 0/0   | 0.0  |
| 10/17   | Seattle          | 0             | 0   | 0   | 0.0% | 0.0 | 0.0 | 0  | 0.0% | 0   | 0.0% | 0  | 0/0   | 0.0  |
| 10/31   | at Cleveland     | 1             | 0   | 0   | 0.0% | 0.0 | 0.0 | 0  | 0.0% | 0   | 0.0% | 0  | 0/0   | 39.6 |
| 11/08   | Chicago          | 0             | 0   | 0   | 0.0% | 0.0 | 0.0 | 0  | 0.0% | 0   | 0.0% | 0  | 0/0   | 0.0  |
| 11/14   | Detroit          | 0             | 0   | 0   | 0.0% | 0.0 | 0.0 | 0  | 0.0% | 0   | 0.0% | 0  | 0/0   | 0.0  |
| 11/21   | at L.A. Chargers | 0             | 0   | 0   | 0.0% | 0.0 | 0.0 | 0  | 0.0% | 0   | 0.0% | 0  | 0/0   | 0.0  |
| 11/28   | at Cincinnati    | 0             | 0   | 0   | 0.0% | 0.0 | 0.0 | 0  | 0.0% | 0   | 0.0% | 0  | 0/0   | 0.0  |
| 12/05   | Baltimore        | 0             | 0   | 0   | 0.0% | 0.0 | 0.0 | 0  | 0.0% | 0   | 0.0% | 0  | 0/0   | 0.0  |
| 12/09   | at Minnesota     | 0             | 0   | 0   | 0.0% | 0.0 | 0.0 | 0  | 0.0% | 0   | 0.0% | 0  | 0/0   | 0.0  |
| 12/19   | Tennessee        | 0             | 0   | 0   | 0.0% | 0.0 | 0.0 | 0  | 0.0% | 0   | 0.0% | 0  | 0/0   | 0.0  |
| 12/26   | at Kansas City   | 0             | 0   | 0   | 0.0% | 0.0 | 0.0 | 0  | 0.0% | 0   | 0.0% | 0  | 0/0   | 0.0  |
| 01/03   | Cleveland        | 0             | 0   | 0   | 0.0% | 0.0 | 0.0 | 0  | 0.0% | 0   | 0.0% | 0  | 0/0   | 0.0  |
| 01/09   | at Baltimore     | 0             | 0   | 0   | 0.0% | 0.0 | 0.0 | 0  | 0.0% | 0   | 0.0% | 0  | 0/0   | 0.0  |
| TOTALS  |                  | 1             | 0   | 0   | 0.0% | 0.0 | 0.0 | 0  | 0.0% | 0   | 0.0% | 0  | 0/0   | 39.6 |

| PASSING: |                  | JOSHUA DOBBS |     |     |      |     |     |    |      |     |      |    |       |      |
|----------|------------------|--------------|-----|-----|------|-----|-----|----|------|-----|------|----|-------|------|
| DATE     | OPP.             | ATT          | CMP | YDS | CMP% | Y/A | Y/C | TD | TD%  | INT | INT% | LG | SK/YD | RATE |
| 09/12    | at Buffalo       |              |     |     |      |     |     |    |      |     |      |    |       |      |
| 09/19    | Las Vegas        |              |     |     |      |     |     |    |      |     |      |    |       |      |
| 09/26    | Cincinnati       |              |     |     |      |     |     |    |      |     |      |    |       |      |
| 10/03    | at Green Bay     |              |     |     |      |     |     |    |      |     |      |    |       |      |
| 10/10    | Denver           |              |     |     |      |     |     |    |      |     |      |    |       |      |
| 10/17    | Seattle          |              |     |     |      |     |     |    |      |     |      |    |       |      |
| 10/31    | at Cleveland     |              |     |     |      |     |     |    |      |     |      |    |       |      |
| 11/08    | Chicago          |              |     |     |      |     |     |    |      |     |      |    |       |      |
| 11/14    | Detroit          |              |     |     |      |     |     |    |      |     |      |    |       |      |
| 11/21    | at L.A. Chargers |              |     |     |      |     |     |    |      |     |      |    |       |      |
| 11/28    | at Cincinnati    |              |     |     |      |     |     |    |      |     |      |    |       |      |
| 12/05    | Baltimore        |              |     |     |      |     |     |    |      |     |      |    |       |      |
| 12/09    | at Minnesota     |              |     |     |      |     |     |    |      |     |      |    |       |      |
| 12/19    | Tennessee        |              |     |     |      |     |     |    |      |     |      |    |       |      |
| 12/26    | at Kansas City   |              |     |     |      |     |     |    |      |     |      |    |       |      |
| 01/03    | Cleveland        |              |     |     |      |     |     |    |      |     |      |    |       |      |
| 01/09    | at Baltimore     |              |     |     |      |     |     |    |      |     |      |    |       |      |
| TOTALS   |                  | 0            | 0   | 0   | 0.0% | 0.0 | 0.0 | 0  | 0.0% | 0   | 0.0% | -- | 0/0   | 0.0  |

| PASSING: |                  | DWAYNE HASKINS |     |     |      |     |     |    |      |     |      |    |       |      |
|----------|------------------|----------------|-----|-----|------|-----|-----|----|------|-----|------|----|-------|------|
| DATE     | OPP.             | ATT            | CMP | YDS | CMP% | Y/A | Y/C | TD | TD%  | INT | INT% | LG | SK/YD | RATE |
| 09/12    | at Buffalo       |                |     |     |      |     |     |    |      |     |      |    |       |      |
| 09/19    | Las Vegas        |                |     |     |      |     |     |    |      |     |      |    |       |      |
| 09/26    | Cincinnati       |                |     |     |      |     |     |    |      |     |      |    |       |      |
| 10/03    | at Green Bay     |                |     |     |      |     |     |    |      |     |      |    |       |      |
| 10/10    | Denver           |                |     |     |      |     |     |    |      |     |      |    |       |      |
| 10/17    | Seattle          |                |     |     |      |     |     |    |      |     |      |    |       |      |
| 10/31    | at Cleveland     |                |     |     |      |     |     |    |      |     |      |    |       |      |
| 11/08    | Chicago          |                |     |     |      |     |     |    |      |     |      |    |       |      |
| 11/14    | Detroit          |                |     |     |      |     |     |    |      |     |      |    |       |      |
| 11/21    | at L.A. Chargers |                |     |     |      |     |     |    |      |     |      |    |       |      |
| 11/28    | at Cincinnati    |                |     |     |      |     |     |    |      |     |      |    |       |      |
| 12/05    | Baltimore        |                |     |     |      |     |     |    |      |     |      |    |       |      |
| 12/09    | at Minnesota     |                |     |     |      |     |     |    |      |     |      |    |       |      |
| 12/19    | Tennessee        |                |     |     |      |     |     |    |      |     |      |    |       |      |
| 12/26    | at Kansas City   |                |     |     |      |     |     |    |      |     |      |    |       |      |
| 01/03    | Cleveland        |                |     |     |      |     |     |    |      |     |      |    |       |      |
| 01/09    | at Baltimore     |                |     |     |      |     |     |    |      |     |      |    |       |      |
| TOTALS   |                  | 0              | 0   | 0   | 0.0% | 0.0 | 0.0 | 0  | 0.0% | 0   | 0.0% | -- | 0/0   | 0.0  |

| PASSING: |                  | JAMES MORGAN |     |     |      |     |     |    |      |     |      |    |       |      |
|----------|------------------|--------------|-----|-----|------|-----|-----|----|------|-----|------|----|-------|------|
| DATE     | OPP.             | ATT          | CMP | YDS | CMP% | Y/A | Y/C | TD | TD%  | INT | INT% | LG | SK/YD | RATE |
| 09/12    | at Buffalo       |              |     |     |      |     |     |    |      |     |      |    |       |      |
| 09/19    | Las Vegas        |              |     |     |      |     |     |    |      |     |      |    |       |      |
| 09/26    | Cincinnati       |              |     |     |      |     |     |    |      |     |      |    |       |      |
| 10/03    | at Green Bay     |              |     |     |      |     |     |    |      |     |      |    |       |      |
| 10/10    | Denver           |              |     |     |      |     |     |    |      |     |      |    |       |      |
| 10/17    | Seattle          |              |     |     |      |     |     |    |      |     |      |    |       |      |
| 10/31    | at Cleveland     |              |     |     |      |     |     |    |      |     |      |    |       |      |
| 11/08    | Chicago          |              |     |     |      |     |     |    |      |     |      |    |       |      |
| 11/14    | Detroit          |              |     |     |      |     |     |    |      |     |      |    |       |      |
| 11/21    | at L.A. Chargers |              |     |     |      |     |     |    |      |     |      |    |       |      |
| 11/28    | at Cincinnati    |              |     |     |      |     |     |    |      |     |      |    |       |      |
| 12/05    | Baltimore        |              |     |     |      |     |     |    |      |     |      |    |       |      |
| 12/09    | at Minnesota     |              |     |     |      |     |     |    |      |     |      |    |       |      |
| 12/19    | Tennessee        |              |     |     |      |     |     |    |      |     |      |    |       |      |
| 12/26    | at Kansas City   |              |     |     |      |     |     |    |      |     |      |    |       |      |
| 01/03    | Cleveland        |              |     |     |      |     |     |    |      |     |      |    |       |      |
| 01/09    | at Baltimore     |              |     |     |      |     |     |    |      |     |      |    |       |      |
| TOTALS   |                  | 0            | 0   | 0   | 0.0% | 0.0 | 0.0 | 0  | 0.0% | 0   | 0.0% | -- | 0/0   | 0.0  |

| PASSING: |                  | BEN ROETHLISBERGER |     |       |       |      |      |    |      |     |      |     |        |       |
|----------|------------------|--------------------|-----|-------|-------|------|------|----|------|-----|------|-----|--------|-------|
| DATE     | OPP.             | ATT                | CMP | YDS   | CMP%  | Y/A  | Y/C  | TD | TD%  | INT | INT% | LG  | SK/YD  | RATE  |
| 09/12    | at Buffalo       | 32                 | 18  | 188   | 56.3% | 5.9  | 10.4 | 1  | 3.1% | 0   | 0.0% | 24  | 2/11   | 83.9  |
| 09/19    | Las Vegas        | 40                 | 27  | 295   | 67.5% | 7.4  | 10.9 | 1  | 2.5% | 1   | 2.5% | 52  | 2/3    | 87.0  |
| 09/26    | Cincinnati       | 58                 | 38  | 318   | 65.5% | 5.5  | 8.4  | 1  | 1.7% | 2   | 3.4% | 29  | 4/21   | 70.9  |
| 10/03    | at Green Bay     | 40                 | 26  | 232   | 65.0% | 5.8  | 8.9  | 1  | 2.5% | 1   | 2.5% | 45t | 2/12   | 78.3  |
| 10/10    | Denver           | 25                 | 15  | 253   | 60.0% | 10.1 | 16.9 | 2  | 8.0% | 0   | 0.0% | 59  | 1/9    | 120.9 |
| 10/17    | Seattle          | 40                 | 29  | 229   | 72.5% | 5.7  | 7.9  | 1  | 2.5% | 0   | 0.0% | 23  | 1/3    | 94.7  |
| 10/31    | at Cleveland     | 34                 | 22  | 266   | 64.7% | 7.8  | 12.1 | 1  | 2.9% | 0   | 0.0% | 50  | 2/11   | 98.4  |
| 11/08    | Chicago          | 30                 | 21  | 205   | 70.0% | 6.8  | 9.8  | 2  | 6.7% | 0   | 0.0% | 42  | 4/30   | 111.1 |
| 11/14    | Detroit          | RESERVE/COVID-19   |     |       |       |      |      |    |      |     |      |     |        |       |
| 11/21    | at L.A. Chargers | 44                 | 28  | 273   | 63.6% | 6.2  | 9.8  | 3  | 6.8% | 0   | 0.0% | 37  | 3/28   | 103.7 |
| 11/28    | at Cincinnati    | 41                 | 24  | 263   | 58.5% | 6.4  | 11.0 | 1  | 2.4% | 2   | 4.9% | 41  | 3/13   | 65.4  |
| 12/05    | Baltimore        | 31                 | 21  | 236   | 67.7% | 7.6  | 11.2 | 2  | 6.5% | 0   | 0.0% | 40  | 1/0    | 111.8 |
| 12/09    | at Minnesota     | 40                 | 28  | 308   | 70.0% | 7.7  | 11.0 | 3  | 7.5% | 1   | 2.5% | 38  | 5/39   | 107.1 |
| 12/19    | Tennessee        | 25                 | 16  | 148   | 64.0% | 5.9  | 9.3  | 0  | 0.0% | 0   | 0.0% | 19  | 3/15   | 80.1  |
| 12/26    | at Kansas City   | 35                 | 23  | 159   | 65.7% | 4.5  | 6.9  | 1  | 2.9% | 1   | 2.9% | 24  | 2/21   | 73.4  |
| 01/03    | Cleveland        | 46                 | 24  | 123   | 52.2% | 2.7  | 5.1  | 1  | 2.2% | 1   | 2.2% | 13  | 2/14   | 56.2  |
| 01/09    | at Baltimore     | 44                 | 30  | 244   | 68.2% | 5.5  | 8.1  | 1  | 2.3% | 1   | 2.3% | 25  | 1/9    | 80.1  |
| TOTALS   |                  | 605                | 390 | 3,740 | 64.5% | 6.2  | 9.6  | 22 | 3.6% | 10  | 1.7% | 59  | 38/239 | 86.8  |

| PASSING: |                  | MASON RUDOLPH             |     |     |       |     |     |    |      |     |      |    |       |      |
|----------|------------------|---------------------------|-----|-----|-------|-----|-----|----|------|-----|------|----|-------|------|
| DATE     | OPP.             | ATT                       | CMP | YDS | CMP%  | Y/A | Y/C | TD | TD%  | INT | INT% | LG | SK/YD | RATE |
| 09/12    | at Buffalo       | DID NOT PLAY (NON-INJURY) |     |     |       |     |     |    |      |     |      |    |       |      |
| 09/19    | Las Vegas        | DID NOT PLAY (NON-INJURY) |     |     |       |     |     |    |      |     |      |    |       |      |
| 09/26    | Cincinnati       | DID NOT PLAY (NON-INJURY) |     |     |       |     |     |    |      |     |      |    |       |      |
| 10/03    | at Green Bay     | DID NOT PLAY (NON-INJURY) |     |     |       |     |     |    |      |     |      |    |       |      |
| 10/10    | Denver           | DID NOT PLAY (NON-INJURY) |     |     |       |     |     |    |      |     |      |    |       |      |
| 10/17    | Seattle          | DID NOT PLAY (NON-INJURY) |     |     |       |     |     |    |      |     |      |    |       |      |
| 10/31    | at Cleveland     | DID NOT PLAY (NON-INJURY) |     |     |       |     |     |    |      |     |      |    |       |      |
| 11/08    | Chicago          | DID NOT PLAY (NON-INJURY) |     |     |       |     |     |    |      |     |      |    |       |      |
| 11/14    | Detroit          | 50                        | 30  | 242 | 60.0% | 4.8 | 8.1 | 1  | 2.0% | 1   | 2.0% | 36 | 0/0   | 70.6 |
| 11/21    | at L.A. Chargers | DID NOT PLAY (NON-INJURY) |     |     |       |     |     |    |      |     |      |    |       |      |
| 11/28    | at Cincinnati    | DID NOT PLAY (NON-INJURY) |     |     |       |     |     |    |      |     |      |    |       |      |
| 12/05    | Baltimore        | DID NOT PLAY (NON-INJURY) |     |     |       |     |     |    |      |     |      |    |       |      |
| 12/09    | at Minnesota     | DID NOT PLAY (NON-INJURY) |     |     |       |     |     |    |      |     |      |    |       |      |
| 12/19    | Tennessee        | DID NOT PLAY (NON-INJURY) |     |     |       |     |     |    |      |     |      |    |       |      |
| 12/26    | at Kansas City   | 8                         | 5   | 35  | 62.5% | 4.4 | 7.0 | 0  | 0.0% | 0   | 0.0% | 12 | 0/0   | 72.4 |
| 01/03    | Cleveland        | DID NOT PLAY (NON-INJURY) |     |     |       |     |     |    |      |     |      |    |       |      |
| 01/09    | at Baltimore     | DID NOT PLAY (NON-INJURY) |     |     |       |     |     |    |      |     |      |    |       |      |
| TOTALS   |                  | 58                        | 35  | 277 | 60.3% | 4.8 | 7.9 | 1  | 1.7% | 1   | 1.7% | 36 | 0/0   | 70.8 |

| 2021 POSTSEASON INDIVIDUAL GAME-BY-GAME STATS |      |                           |     |     |       |     |     |    |      |     |      |    |       |      |
|---|------|---------------------------|-----|-----|-------|-----|-----|----|------|-----|------|----|-------|------|
| PASSING:                                      |      | JOSHUA DOBBS              |     |     |       |     |     |    |      |     |      |    |       |      |
| DATE  | OPP. | ATT                       | CMP | YDS | CMP%  | Y/A | Y/C | TD | TD%  | INT | INT% | LG | SK/YD | RATE |
| 01/16 at Kansas City                          |      | INJURED RESERVE           |     |     |       |     |     |    |      |     |      |    |       |      |
| TOTALS  |      | 0                         | 0   | 0   | 0.0%  | 0.0 | 0.0 | 0  | 0.0% | 0   | 0.0% | -- | 0/0   | 0.0  |
| PASSING:                                      |      | DWAYNE HASKINS            |     |     |       |     |     |    |      |     |      |    |       |      |
| DATE  | OPP. | ATT                       | CMP | YDS | CMP%  | Y/A | Y/C | TD | TD%  | INT | INT% | LG | SK/YD | RATE |
| 01/16 at Kansas City                          |      | INACTIVE                  |     |     |       |     |     |    |      |     |      |    |       |      |
| TOTALS  |      | 0                         | 0   | 0   | 0.0%  | 0.0 | 0.0 | 0  | 0.0% | 0   | 0.0% | -- | 0/0   | 0.0  |
| PASSING:                                      |      | BEN ROETHLISBERGER        |     |     |       |     |     |    |      |     |      |    |       |      |
| DATE  | OPP. | ATT                       | CMP | YDS | CMP%  | Y/A | Y/C | TD | TD%  | INT | INT% | LG | SK/YD | RATE |
| 01/16 at Kansas City                          |      | 44                        | 29  | 215 | 65.9% | 4.9 | 7.4 | 2  | 4.5% | 0   | 0.0% | 22 | 2/14  | 92.5 |
| TOTALS  |      | 44                        | 29  | 215 | 65.9% | 4.9 | 7.4 | 2  | 4.5% | 0   | 0.0% | 22 | 2/14  | 92.5 |
| PASSING:                                      |      | MASON RUDOLPH             |     |     |       |     |     |    |      |     |      |    |       |      |
| DATE  | OPP. | ATT                       | CMP | YDS | CMP%  | Y/A | Y/C | TD | TD%  | INT | INT% | LG | SK/YD | RATE |
| 01/16 at Kansas City                          |      | DID NOT PLAY (NON-INJURY) |     |     |       |     |     |    |      |     |      |    |       |      |
| TOTALS  |      | 0                         | 0   | 0   | 0.0%  | 0.0 | 0.0 | 0  | 0.0% | 0   | 0.0% | -- | 0/0   | 0.0  |

| 2021 REGULAR SEASON INDIVIDUAL GAME-BY-GAME STATS |                  |               |     |      |    |    |                  |     |      |    |    |                  |     |     |    |    |
|---|------------------|---------------|-----|------|----|----|------------------|-----|------|----|----|------------------|-----|-----|----|----|
| RUSHING:  |                  | KALEN BALLAGE |     |      |    |    | CHASE CLAYPOOL   |     |      |    |    | ERIC EBFRON      |     |     |    |    |
| DATE  | OPP              | NO.           | YDS | AVG  | LG | TD | NO.              | YDS | AVG  | LG | TD | NO.              | YDS | AVG | LG | TD |
| 09/12   | at Buffalo       | 0             | 0   | 0.0  | -- | 0  | 1                | 25  | 25.0 | 25 | 0  | 0                | 0   | 0.0 | -- | 0  |
| 09/19   | Las Vegas        | 0             | 0   | 0.0  | -- | 0  | 1                | -3  | -3.0 | -3 | 0  | 0                | 0   | 0.0 | -- | 0  |
| 09/26   | Cincinnati       | 0             | 0   | 0.0  | -- | 0  | 0                | 0   | 0.0  | -- | 0  | 0                | 0   | 0.0 | -- | 0  |
| 10/03   | at Green Bay     | 0             | 0   | 0.0  | -- | 0  | ON INACTIVE LIST |     |      |    |    | 0                | 0   | 0.0 | -- | 0  |
| 10/10   | Denver           | 4             | 0   | 0.0  | 3  | 0  | 0                | 0   | 0.0  | -- | 0  | 0                | 0   | 0.0 | -- | 0  |
| 10/17   | Seattle          | 2             | 15  | 7.5  | 11 | 0  | 0                | 0   | 0.0  | -- | 0  | 1                | 1   | 1.0 | 1t | 1  |
| 10/31   | at Cleveland     | 1             | -3  | -3.0 | -3 | 0  | 2                | 16  | 8.0  | 16 | 0  | ON INACTIVE LIST |     |     |    |    |
| 11/08   | Chicago          | 0             | 0   | 0.0  | -- | 0  | 2                | 13  | 6.5  | 11 | 0  | ON INACTIVE LIST |     |     |    |    |
| 11/14   | Detroit          | 0             | 0   | 0.0  | -- | 0  | ON INACTIVE LIST |     |      |    |    | 0                | 0   | 0.0 | -- | 0  |
| 11/21   | at L.A. Chargers | 1             | 3   | 3.0  | 3  | 0  | 2                | 1   | 0.5  | 3  | 0  | 0                | 0   | 0.0 | -- | 0  |
| 11/28   | at Cincinnati    | 3             | 21  | 7.0  | 13 | 0  | 0                | 0   | 0.0  | -- | 0  | INJURED RESERVE  |     |     |    |    |
| 12/05   | Baltimore        | 0             | 0   | 0.0  | -- | 0  | 1                | 2   | 2.0  | 2  | 0  | INJURED RESERVE  |     |     |    |    |
| 12/09   | at Minnesota     | 0             | 0   | 0.0  | -- | 0  | 1                | 2   | 2.0  | 2  | 0  | INJURED RESERVE  |     |     |    |    |
| 12/19   | Tennessee        | 0             | 0   | 0.0  | -- | 0  | 1                | 7   | 7.0  | 7  | 0  | INJURED RESERVE  |     |     |    |    |
| 12/26   | at Kansas City   | 0             | 0   | 0.0  | -- | 0  | 0                | 0   | 0.0  | -- | 0  | INJURED RESERVE  |     |     |    |    |
| 01/03   | Cleveland        | 0             | 0   | 0.0  | -- | 0  | 0                | 0   | 0.0  | -- | 0  | INJURED RESERVE  |     |     |    |    |
| 01/09   | at Baltimore     | 1             | 0   | 0.0  | -- | 0  | 3                | 33  | 11.0 | 17 | 0  | INJURED RESERVE  |     |     |    |    |
| TOTALS  |                  | 12            | 36  | 3.0  | 13 | 0  | 14               | 96  | 6.9  | 25 | 0  | 1                | 1   | 1.0 | 1T | 1  |

| RUSHING: |                  | NAJEE HARRIS |       |     |     |    | DIONTAE JOHNSON  |     |      |    |    | RAY RAY MCCLLOUD |     |      |    |    |
|----------|------------------|--------------|-------|-----|-----|----|------------------|-----|------|----|----|------------------|-----|------|----|----|
| DATE     | OPP              | NO.          | YDS   | AVG | LG  | TD | NO.              | YDS | AVG  | LG | TD | NO.              | YDS | AVG  | LG | TD |
| 09/12    | at Buffalo       | 16           | 45    | 2.8 | 18  | 0  | 0                | 0   | 0.0  | -- | 0  | 0                | 0   | 0.0  | -- | 0  |
| 09/19    | Las Vegas        | 10           | 38    | 3.8 | 14  | 0  | 0                | 0   | 0.0  | -- | 0  | 0                | 0   | 0.0  | -- | 0  |
| 09/26    | Cincinnati       | 14           | 40    | 2.9 | 20  | 0  | ON INACTIVE LIST |     |      |    |    | 0                | 0   | 0.0  | -- | 0  |
| 10/03    | at Green Bay     | 15           | 62    | 4.1 | 11  | 1  | 0                | 0   | 0.0  | -- | 0  | 0                | 0   | 0.0  | -- | 0  |
| 10/10    | Denver           | 23           | 122   | 5.3 | 20  | 1  | 0                | 0   | 0.0  | -- | 0  | 0                | 0   | 0.0  | -- | 0  |
| 10/17    | Seattle          | 24           | 81    | 3.4 | 10  | 0  | 1                | 25  | 25.0 | 25 | 0  | 0                | 0   | 0.0  | -- | 0  |
| 10/31    | at Cleveland     | 26           | 91    | 3.5 | 11  | 1  | 0                | 0   | 0.0  | -- | 0  | 1                | 10  | 10.0 | 10 | 0  |
| 11/08    | Chicago          | 22           | 62    | 2.8 | 13  | 1  | 2                | 11  | 5.5  | 11 | 0  | 0                | 0   | 0.0  | -- | 0  |
| 11/14    | Detroit          | 26           | 105   | 4.0 | 12  | 0  | 0                | 0   | 0.0  | -- | 0  | 0                | 0   | 0.0  | -- | 0  |
| 11/21    | at L.A. Chargers | 12           | 39    | 3.3 | 12  | 1  | 0                | 0   | 0.0  | -- | 0  | 1                | 5   | 5.0  | 5  | 0  |
| 11/28    | at Cincinnati    | 8            | 23    | 2.9 | 5   | 0  | 0                | 0   | 0.0  | -- | 0  | RESERVE/COVID-19 |     |      |    |    |
| 12/05    | Baltimore        | 21           | 71    | 3.4 | 13  | 0  | 0                | 0   | 0.0  | -- | 0  | 0                | 0   | 0.0  | -- | 0  |
| 12/09    | at Minnesota     | 20           | 94    | 4.7 | 23  | 1  | 1                | 7   | 7.0  | 7  | 0  | 0                | 0   | 0.0  | -- | 0  |
| 12/19    | Tennessee        | 12           | 18    | 1.5 | 7   | 0  | 1                | 10  | 10.0 | 10 | 0  | 0                | 0   | 0.0  | -- | 0  |
| 12/26    | at Kansas City   | 19           | 93    | 4.9 | 21  | 0  | 0                | 0   | 0.0  | -- | 0  | 0                | 0   | 0.0  | -- | 0  |
| 01/03    | Cleveland        | 28           | 188   | 6.7 | 37t | 1  | 0                | 0   | 0.0  | -- | 0  | 0                | 0   | 0.0  | -- | 0  |
| 01/09    | at Baltimore     | 11           | 28    | 2.5 | 15  | 0  | 0                | 0   | 0.0  | -- | 0  | 0                | 0   | 0.0  | -- | 0  |
| TOTALS   |                  | 307          | 1,200 | 3.9 | 37T | 7  | 5                | 53  | 10.6 | 25 | 0  | 2                | 15  | 7.5  | 10 | 0  |

| RUSHING: |                  | ANTHONY MCFARLAND JR.                   |     |     |    |    | BEN ROETHLISBERGER |     |      |    |    | MASON RUDOLPH             |     |      |    |    |
|----------|------------------|---|-----|-----|----|----|--------------------|-----|------|----|----|---------------------------|-----|------|----|----|
| DATE     | OPP              | NO.                                     | YDS | AVG | LG | TD | NO.                | YDS | AVG  | LG | TD | NO.                       | YDS | AVG  | LG | TD |
| 09/12    | at Buffalo       | INJURED RESERVE                         |     |     |    |    | 4                  | 5   | 1.3  | 8  | 0  | DID NOT PLAY (NON-INJURY) |     |      |    |    |
| 09/19    | Las Vegas        | INJURED RESERVE                         |     |     |    |    | 0                  | 0   | 0.0  | -- | 0  | DID NOT PLAY (NON-INJURY) |     |      |    |    |
| 09/26    | Cincinnati       | INJURED RESERVE                         |     |     |    |    | 1                  | 5   | 5.0  | 5  | 0  | DID NOT PLAY (NON-INJURY) |     |      |    |    |
| 10/03    | at Green Bay     | INJURED RESERVE                         |     |     |    |    | 0                  | 0   | 0.0  | -- | 0  | DID NOT PLAY (NON-INJURY) |     |      |    |    |
| 10/10    | Denver           | INJURED RESERVE                         |     |     |    |    | 1                  | -1  | -1.0 | -1 | 0  | DID NOT PLAY (NON-INJURY) |     |      |    |    |
| 10/17    | Seattle          | INJURED RESERVE - DESIGNATED FOR RETURN |     |     |    |    | 2                  | -3  | -1.5 | -- | 0  | DID NOT PLAY (NON-INJURY) |     |      |    |    |
| 10/31    | at Cleveland     | 1                                       | 1   | 1.0 | 1  | 0  | 1                  | 0   | 0.0  | -- | 0  | DID NOT PLAY (NON-INJURY) |     |      |    |    |
| 11/08    | Chicago          | ON INACTIVE LIST                        |     |     |    |    | 2                  | 0   | 0.0  | 1  | 0  | DID NOT PLAY (NON-INJURY) |     |      |    |    |
| 11/14    | Detroit          | ON INACTIVE LIST                        |     |     |    |    | RESERVE/COVID-19   |     |      |    |    | 4                         | 36  | 9.0  | 26 | 0  |
| 11/21    | at L.A. Chargers | ON INACTIVE LIST                        |     |     |    |    | 0                  | 0   | 0.0  | -- | 0  | DID NOT PLAY (NON-INJURY) |     |      |    |    |
| 11/28    | at Cincinnati    | 2                                       | 2   | 1.0 | 3  | 0  | 0                  | 0   | 0.0  | -- | 0  | DID NOT PLAY (NON-INJURY) |     |      |    |    |
| 12/05    | Baltimore        | ON INACTIVE LIST                        |     |     |    |    | 1                  | -1  | -1.0 | -1 | 0  | DID NOT PLAY (NON-INJURY) |     |      |    |    |
| 12/09    | at Minnesota     | INACTIVE                                |     |     |    |    | 1                  | 5   | 5.0  | 5  | 0  | DID NOT PLAY (NON-INJURY) |     |      |    |    |
| 12/19    | Tennessee        | ON INACTIVE LIST                        |     |     |    |    | 3                  | 0   | 0.0  | 1t | 1  | DID NOT PLAY (NON-INJURY) |     |      |    |    |
| 12/26    | at Kansas City   | RESERVE/COVID-19                        |     |     |    |    | 0                  | 0   | 0.0  | -- | 0  | 1                         | 17  | 17.0 | 17 | 0  |
| 01/03    | Cleveland        | RESERVE/COVID-19                        |     |     |    |    | 1                  | -1  | -1.0 | -1 | 0  | DID NOT PLAY (NON-INJURY) |     |      |    |    |
| 01/09    | at Baltimore     | ON INACTIVE LIST                        |     |     |    |    | 3                  | -4  | -1.3 | -1 | 0  | DID NOT PLAY (NON-INJURY) |     |      |    |    |
| TOTALS   |                  | 3                                       | 3   | 1.0 | 3  | 0  | 20                 | 5   | 0.3  | 8  | 1  | 5                         | 53  | 10.6 | 26 | 0  |

| RUSHING: |                  | JUJU SMITH-SCHUSTER |     |     |    |    | BENNY SNELL JR. |     |      |    |    | JAMES WASHINGTON |     |     |    |    |
|----------|------------------|---------------------|-----|-----|----|----|-----------------|-----|------|----|----|------------------|-----|-----|----|----|
| DATE     | OPP              | NO.                 | YDS | AVG | LG | TD | NO.             | YDS | AVG  | LG | TD | NO.              | YDS | AVG | LG | TD |
| 09/12    | at Buffalo       | 0                   | 0   | 0.0 | -- | 0  | 0               | 0   | 0.0  | -- | 0  | 0                | 0   | 0.0 | -- | 0  |
| 09/19    | Las Vegas        | 1                   | 3   | 3.0 | 3t | 1  | 2               | 1   | 0.5  | 1  | 0  | 0                | 0   | 0.0 | -- | 0  |
| 09/26    | Cincinnati       | 0                   | 0   | 0.0 | -- | 0  | 0               | 0   | 0.0  | -- | 0  | 0                | 0   | 0.0 | -- | 0  |
| 10/03    | at Green Bay     | 0                   | 0   | 0.0 | -- | 0  | 1               | 0   | 0.0  | -- | 0  | 0                | 0   | 0.0 | -- | 0  |
| 10/10    | Denver           | 2                   | 6   | 3.0 | 3  | 0  | 5               | 20  | 4.0  | 9  | 0  | ON INACTIVE LIST |     |     |    |    |
| 10/17    | Seattle          | INJURED RESERVE     |     |     |    |    | 0               | 0   | 0.0  | -- | 0  | 0                | 0   | 0.0 | -- | 0  |
| 10/31    | at Cleveland     | INJURED RESERVE     |     |     |    |    | 0               | 0   | 0.0  | -- | 0  | 0                | 0   | 0.0 | -- | 0  |
| 11/08    | Chicago          | INJURED RESERVE     |     |     |    |    | 2               | 6   | 3.0  | 5  | 0  | 2                | 13  | 6.5 | 12 | 0  |
| 11/14    | Detroit          | INJURED RESERVE     |     |     |    |    | 1               | 4   | 4.0  | 4  | 0  | 0                | 0   | 0.0 | -- | 0  |
| 11/21    | at L.A. Chargers | INJURED RESERVE     |     |     |    |    | 2               | 7   | 3.5  | 4  | 0  | 0                | 0   | 0.0 | -- | 0  |
| 11/28    | at Cincinnati    | INJURED RESERVE     |     |     |    |    | 2               | 5   | 2.5  | 4  | 0  | 0                | 0   | 0.0 | -- | 0  |
| 12/05    | Baltimore        | INJURED RESERVE     |     |     |    |    | 2               | 13  | 6.5  | 8  | 0  | 0                | 0   | 0.0 | -- | 0  |
| 12/09    | at Minnesota     | INJURED RESERVE     |     |     |    |    | 1               | -2  | -2.0 | -2 | 0  | 0                | 0   | 0.0 | -- | 0  |
| 12/19    | Tennessee        | INJURED RESERVE     |     |     |    |    | 0               | 0   | 0.0  | -- | 0  | 0                | 0   | 0.0 | -- | 0  |
| 12/26    | at Kansas City   | INJURED RESERVE     |     |     |    |    | 5               | 20  | 4.0  | 8  | 0  | 0                | 0   | 0.0 | -- | 0  |
| 01/03    | Cleveland        | INJURED RESERVE     |     |     |    |    | 1               | 2   | 2.0  | 2  | 0  | 0                | 0   | 0.0 | -- | 0  |
| 01/09    | at Baltimore     | INJURED RESERVE     |     |     |    |    | 12              | 22  | 1.8  | 9  | 0  | RESERVE/COVID-19 |     |     |    |    |
| TOTALS   |                  | 3                   | 9   | 3.0 | 3T | 1  | 36              | 98  | 2.7  | 9  | 0  | 2                | 13  | 6.5 | 12 | 0  |



| RUSHING: |                  | DEREK WATT |     |     |    |    |
|----------|------------------|------------|-----|-----|----|----|
| DATE     | OPP.             | NO.        | YDS | AVG | LG | TD |
| 09/12    | at Buffalo       | 0          | 0   | 0.0 | -- | 0  |
| 09/19    | Las Vegas        | 0          | 0   | 0.0 | -- | 0  |
| 09/26    | Cincinnati       | 0          | 0   | 0.0 | -- | 0  |
| 10/03    | at Green Bay     | 0          | 0   | 0.0 | -- | 0  |
| 10/10    | Denver           | 0          | 0   | 0.0 | -- | 0  |
| 10/17    | Seattle          | 0          | 0   | 0.0 | -- | 0  |
| 10/31    | at Cleveland     | 0          | 0   | 0.0 | -- | 0  |
| 11/08    | Chicago          | 0          | 0   | 0.0 | -- | 0  |
| 11/14    | Detroit          | 0          | 0   | 0.0 | -- | 0  |
| 11/21    | at L.A. Chargers | 0          | 0   | 0.0 | -- | 0  |
| 11/28    | at Cincinnati    | 0          | 0   | 0.0 | -- | 0  |
| 12/05    | Baltimore        | 0          | 0   | 0.0 | -- | 0  |
| 12/09    | at Minnesota     | 0          | 0   | 0.0 | -- | 0  |
| 12/19    | Tennessee        | 0          | 0   | 0.0 | -- | 0  |
| 12/26    | at Kansas City   | 0          | 0   | 0.0 | -- | 0  |
| 01/03    | Cleveland        | 1          | 1   | 1.0 | 1  | 0  |
| 01/09    | at Baltimore     | 0          | 0   | 0.0 | -- | 0  |
| TOTALS   |                  | 1          | 1   | 1.0 | 1  | 0  |

| 2021 POSTSEASON INDIVIDUAL GAME-BY-GAME STATS |                |               |     |     |    |    |              |     |     |    |    |                    |     |      |    |    |
|---|----------------|---------------|-----|-----|----|----|--------------|-----|-----|----|----|--------------------|-----|------|----|----|
| RUSHING:                                      |                | KALEN BALLAGE |     |     |    |    | NAJEE HARRIS |     |     |    |    | BEN ROETHLISBERGER |     |      |    |    |
| DATE  | OPP.           | NO.           | YDS | AVG | LG | TD | NO.          | YDS | AVG | LG | TD | NO.                | YDS | AVG  | LG | TD |
| 01/16   | at Kansas City | 4             | 13  | 3.3 | 5  | 0  | 12           | 29  | 2.4 | 8  | 0  | 2                  | -1  | -0.5 | -- | 0  |
| TOTALS  |                | 4             | 13  | 3.3 | 5  | 0  | 12           | 29  | 2.4 | 8  | 0  | 2                  | -1  | -0.5 | -- | 0  |

| RUSHING: |                | BENNY SNELL JR. |     |     |    |    |
|----------|----------------|-----------------|-----|-----|----|----|
| DATE     | OPP.           | NO.             | YDS | AVG | LG | TD |
| 01/16    | at Kansas City | 2               | 15  | 7.5 | 8  | 0  |
| TOTALS   |                | 2               | 15  | 7.5 | 8  | 0  |

| 2021 REGULAR SEASON INDIVIDUAL GAME-BY-GAME STATS |                  |               |     |     |    |    |                  |     |      |    |    |                  |     |      |    |    |
|---|------------------|---------------|-----|-----|----|----|------------------|-----|------|----|----|------------------|-----|------|----|----|
| RECEIVING:  |                  | KALEN BALLAGE |     |     |    |    | CHASE CAYPOOL    |     |      |    |    | ERIC EBFRON      |     |      |    |    |
| DATE  | OPP              | NO.           | YDS | AVG | LG | TD | NO.              | YDS | AVG  | LG | TD | NO.              | YDS | AVG  | LG | TD |
| 09/12   | at Buffalo       | 0             | 0   | 0.0 | -- | 0  | 3                | 45  | 15.0 | 22 | 0  | 1                | 19  | 19.0 | 19 | 0  |
| 09/19   | Las Vegas        | 0             | 0   | 0.0 | -- | 0  | 3                | 70  | 23.3 | 52 | 0  | 0                | 0   | 0.0  | -- | 0  |
| 09/26   | Cincinnati       | 0             | 0   | 0.0 | -- | 0  | 9                | 96  | 10.7 | 29 | 0  | 0                | 0   | 0.0  | -- | 0  |
| 10/03   | at Green Bay     | 0             | 0   | 0.0 | -- | 0  | ON INACTIVE LIST |     |      |    |    | 2                | 8   | 4.0  | 4  | 0  |
| 10/10   | Denver           | 0             | 0   | 0.0 | -- | 0  | 5                | 130 | 26.0 | 59 | 1  | 2                | 10  | 5.0  | 5  | 0  |
| 10/17   | Seattle          | 0             | 0   | 0.0 | -- | 0  | 2                | 17  | 8.5  | 12 | 0  | 2                | 10  | 5.0  | 6  | 0  |
| 10/31   | at Cleveland     | 0             | 0   | 0.0 | -- | 0  | 4                | 45  | 11.3 | 16 | 0  | ON INACTIVE LIST |     |      |    |    |
| 11/08   | Chicago          | 1             | 2   | 2.0 | 2  | 0  | 3                | 30  | 10.0 | 26 | 0  | ON INACTIVE LIST |     |      |    |    |
| 11/14   | Detroit          | 0             | 0   | 0.0 | -- | 0  | ON INACTIVE LIST |     |      |    |    | 2                | 13  | 6.5  | 9  | 0  |
| 11/21   | at L.A. Chargers | 0             | 0   | 0.0 | -- | 0  | 5                | 93  | 18.6 | 37 | 0  | 3                | 24  | 8.0  | 18 | 1  |
| 11/28   | at Cincinnati    | 1             | 6   | 6.0 | 6  | 0  | 3                | 82  | 27.3 | 41 | 0  | INJURED RESERVE  |     |      |    |    |
| 12/05   | Baltimore        | 0             | 0   | 0.0 | -- | 0  | 2                | 52  | 26.0 | 40 | 0  | INJURED RESERVE  |     |      |    |    |
| 12/09   | at Minnesota     | 0             | 0   | 0.0 | -- | 0  | 8                | 93  | 11.6 | 38 | 0  | INJURED RESERVE  |     |      |    |    |
| 12/19   | Tennessee        | 0             | 0   | 0.0 | -- | 0  | 0                | 12  | 0.0  | 12 | 0  | INJURED RESERVE  |     |      |    |    |
| 12/26   | at Kansas City   | 0             | 0   | 0.0 | -- | 0  | 4                | 41  | 10.3 | 24 | 0  | INJURED RESERVE  |     |      |    |    |
| 01/03   | Cleveland        | 0             | 0   | 0.0 | -- | 0  | 3                | 17  | 5.7  | 8  | 0  | INJURED RESERVE  |     |      |    |    |
| 01/09   | at Baltimore     | 0             | 0   | 0.0 | -- | 0  | 5                | 37  | 7.4  | 10 | 1  | INJURED RESERVE  |     |      |    |    |
| TOTALS  |                  | 2             | 8   | 4.0 | 6  | 0  | 59               | 860 | 14.6 | 59 | 2  | 12               | 84  | 7.0  | 19 | 1  |

| RECEIVING: |                  | PAT FREIERMUTH   |     |      |     |    | ZACH GENTRY |     |      |    |    | NAJEE HARRIS |     |      |     |    |
|------------|------------------|------------------|-----|------|-----|----|-------------|-----|------|----|----|--------------|-----|------|-----|----|
| DATE       | OPP              | NO.              | YDS | AVG  | LG  | TD | NO.         | YDS | AVG  | LG | TD | NO.          | YDS | AVG  | LG  | TD |
| 09/12      | at Buffalo       | 1                | 24  | 24.0 | 24  | 0  | 1           | -2  | -2.0 | -2 | 0  | 1            | 4   | 4.0  | 4   | 0  |
| 09/19      | Las Vegas        | 4                | 36  | 9.0  | 14  | 0  | 0           | 0   | 0.0  | -- | 0  | 5            | 43  | 8.6  | 25t | 1  |
| 09/26      | Cincinnati       | 3                | 22  | 7.3  | 15  | 1  | 0           | 0   | 0.0  | -- | 0  | 14           | 102 | 7.3  | 21  | 0  |
| 10/03      | at Green Bay     | 1                | 11  | 11.0 | 11  | 0  | 1           | 10  | 10.0 | 10 | 0  | 6            | 29  | 4.8  | 9   | 0  |
| 10/10      | Denver           | 2                | 7   | 3.5  | 4   | 0  | 1           | 13  | 13.0 | 13 | 0  | 2            | 20  | 10.0 | 14  | 0  |
| 10/17      | Seattle          | 7                | 58  | 8.3  | 12  | 0  | 0           | 0   | 0.0  | -- | 0  | 6            | 46  | 7.7  | 12  | 1  |
| 10/31      | at Cleveland     | 4                | 44  | 11.0 | 22  | 1  | 3           | 39  | 13.0 | 24 | 0  | 3            | 29  | 9.7  | 20  | 0  |
| 11/08      | Chicago          | 5                | 43  | 8.6  | 13  | 2  | 0           | 0   | 0.0  | -- | 0  | 3            | 16  | 5.3  | 9   | 0  |
| 11/14      | Detroit          | 5                | 31  | 6.2  | 10  | 0  | 0           | 0   | 0.0  | -- | 0  | 4            | 28  | 7.0  | 10  | 0  |
| 11/21      | at L.A. Chargers | 4                | 11  | 2.8  | 5t  | 1  | 0           | 0   | 0.0  | -- | 0  | 5            | 20  | 4.0  | 7   | 0  |
| 11/28      | at Cincinnati    | 4                | 40  | 10.0 | 15t | 1  | 1           | 10  | 10.0 | 10 | 0  | 3            | 14  | 4.7  | 12  | 0  |
| 12/05      | Baltimore        | 3                | 26  | 8.7  | 17  | 0  | 2           | 10  | 5.0  | 5  | 0  | 5            | 36  | 7.2  | 18  | 0  |
| 12/09      | at Minnesota     | 2                | 32  | 16.0 | 17  | 1  | 0           | 0   | 0.0  | -- | 0  | 3            | 10  | 3.3  | 6   | 1  |
| 12/19      | Tennessee        | 4                | 37  | 9.3  | 14  | 0  | 1           | 17  | 17.0 | 17 | 0  | 2            | 8   | 4.0  | 5   | 0  |
| 12/26      | at Kansas City   | ON INACTIVE LIST |     |      |     |    | 4           | 31  | 7.8  | 12 | 0  | 5            | 17  | 3.4  | 6   | 0  |
| 01/03      | Cleveland        | 5                | 22  | 4.4  | 12  | 0  | 1           | 0   | 0.0  | -- | 0  | 3            | 18  | 6.0  | 13  | 0  |
| 01/09      | at Baltimore     | 6                | 53  | 8.8  | 14  | 0  | 4           | 39  | 9.8  | 25 | 0  | 4            | 27  | 6.8  | 11  | 0  |
| TOTALS     |                  | 60               | 497 | 8.3  | 24  | 7  | 19          | 167 | 8.8  | 25 | 0  | 74           | 467 | 6.3  | 25T | 3  |

| RECEIVING: |                  | DIONTAE JOHNSON  |       |      |     |    | RAY-RAY MCCLOUD  |     |      |    |    | ANTHONY MCFARLAND JR.                   |     |      |    |    |
|------------|------------------|------------------|-------|------|-----|----|------------------|-----|------|----|----|---|-----|------|----|----|
| DATE       | OPP              | NO.              | YDS   | AVG  | LG  | TD | NO.              | YDS | AVG  | LG | TD | NO.                                     | YDS | AVG  | LG | TD |
| 09/12      | at Buffalo       | 5                | 36    | 7.2  | 14  | 1  | 0                | 0   | 0.0  | -- | 0  | INJURED RESERVE                         |     |      |    |    |
| 09/19      | Las Vegas        | 9                | 105   | 11.7 | 41  | 0  | 0                | 0   | 0.0  | -- | 0  | INJURED RESERVE                         |     |      |    |    |
| 09/26      | Cincinnati       | ON INACTIVE LIST |       |      |     |    | 3                | 33  | 11.0 | 24 | 0  | INJURED RESERVE                         |     |      |    |    |
| 10/03      | at Green Bay     | 9                | 92    | 10.2 | 45t | 1  | 1                | 2   | 2.0  | 2  | 0  | INJURED RESERVE                         |     |      |    |    |
| 10/10      | Denver           | 2                | 72    | 36.0 | 50t | 1  | 1                | 1   | 1.0  | 1  | 0  | INJURED RESERVE                         |     |      |    |    |
| 10/17      | Seattle          | 9                | 71    | 7.9  | 23  | 0  | 2                | 18  | 9.0  | 15 | 0  | INJURED RESERVE - DESIGNATED FOR RETURN |     |      |    |    |
| 10/31      | at Cleveland     | 6                | 98    | 16.3 | 50  | 0  | 0                | 0   | 0.0  | -- | 0  | 0                                       | 0   | 0.0  | -- | 0  |
| 11/08      | Chicago          | 5                | 56    | 11.2 | 22  | 0  | 1                | 12  | 12.0 | 12 | 0  | ON INACTIVE LIST                        |     |      |    |    |
| 11/14      | Detroit          | 7                | 83    | 11.9 | 36  | 0  | 9                | 63  | 7.0  | 17 | 0  | ON INACTIVE LIST                        |     |      |    |    |
| 11/21      | at L.A. Chargers | 7                | 101   | 14.4 | 32  | 1  | 2                | 12  | 6.0  | 8  | 0  | ON INACTIVE LIST                        |     |      |    |    |
| 11/28      | at Cincinnati    | 9                | 95    | 10.6 | 16  | 0  | RESERVE/COVID-19 |     |      |    |    | 1                                       | 11  | 11.0 | 11 | 0  |
| 12/05      | Baltimore        | 8                | 105   | 13.1 | 29t | 2  | 1                | 7   | 7.0  | 7  | 0  | ON INACTIVE LIST                        |     |      |    |    |
| 12/09      | at Minnesota     | 5                | 76    | 15.2 | 37  | 0  | 6                | 32  | 5.3  | 10 | 0  | INACTIVE                                |     |      |    |    |
| 12/19      | Tennessee        | 5                | 38    | 7.6  | 16  | 0  | 1                | 0   | 0.0  | -- | 0  | ON INACTIVE LIST                        |     |      |    |    |
| 12/26      | at Kansas City   | 6                | 51    | 8.5  | 18  | 1  | 4                | 25  | 6.3  | 17 | 0  | RESERVE/COVID-19                        |     |      |    |    |
| 01/03      | Cleveland        | 8                | 31    | 3.9  | 10  | 1  | 4                | 35  | 8.8  | 12 | 0  | RESERVE/COVID-19                        |     |      |    |    |
| 01/09      | at Baltimore     | 7                | 51    | 7.3  | 16  | 0  | 4                | 37  | 9.3  | 20 | 0  | ON INACTIVE LIST                        |     |      |    |    |
| TOTALS     |                  | 107              | 1,161 | 10.9 | 50T | 8  | 39               | 277 | 7.1  | 24 | 0  | 1                                       | 11  | 11.0 | 11 | 0  |

| RECEIVING: |                  | KEVIN RADER      |     |     |    |    | JUJU SMITH-SCHUSTER |     |      |    |    | BENNY SNELL JR. |     |     |    |    |
|------------|------------------|------------------|-----|-----|----|----|---------------------|-----|------|----|----|-----------------|-----|-----|----|----|
| DATE       | OPP              | NO.              | YDS | AVG | LG | TD | NO.                 | YDS | AVG  | LG | TD | NO.             | YDS | AVG | LG | TD |
| 09/12      | at Buffalo       | PRACTICE SQUAD   |     |     |    |    | 4                   | 52  | 13.0 | 24 | 0  | 0               | 0   | 0.0 | -- | 0  |
| 09/19      | Las Vegas        | PRACTICE SQUAD   |     |     |    |    | 6                   | 41  | 6.8  | 17 | 0  | 0               | 0   | 0.0 | -- | 0  |
| 09/26      | Cincinnati       | PRACTICE SQUAD   |     |     |    |    | 3                   | 25  | 8.3  | 16 | 0  | 0               | 0   | 0.0 | -- | 0  |
| 10/03      | at Green Bay     | PRACTICE SQUAD   |     |     |    |    | 2                   | 11  | 5.5  | 9  | 0  | 0               | 0   | 0.0 | -- | 0  |
| 10/10      | Denver           | PRACTICE SQUAD   |     |     |    |    | 0                   | 0   | 0.0  | -- | 0  | 0               | 0   | 0.0 | -- | 0  |
| 10/17      | Seattle          | PRACTICE SQUAD   |     |     |    |    | INJURED RESERVE     |     |      |    |    | 0               | 0   | 0.0 | -- | 0  |
| 10/31      | at Cleveland     | PRACTICE SQUAD   |     |     |    |    | INJURED RESERVE     |     |      |    |    | 1               | 7   | 7.0 | 7  | 0  |
| 11/08      | Chicago          | PRACTICE SQUAD   |     |     |    |    | INJURED RESERVE     |     |      |    |    | 0               | 0   | 0.0 | -- | 0  |
| 11/14      | Detroit          | PRACTICE SQUAD   |     |     |    |    | INJURED RESERVE     |     |      |    |    | 0               | 0   | 0.0 | -- | 0  |
| 11/21      | at L.A. Chargers | PRACTICE SQUAD   |     |     |    |    | INJURED RESERVE     |     |      |    |    | 0               | 0   | 0.0 | -- | 0  |
| 11/28      | at Cincinnati    | ON INACTIVE LIST |     |     |    |    | INJURED RESERVE     |     |      |    |    | 0               | 0   | 0.0 | -- | 0  |
| 12/05      | Baltimore        | 0                | 0   | 0.0 | -- | 0  | INJURED RESERVE     |     |      |    |    | 0               | 0   | 0.0 | -- | 0  |
| 12/09      | at Minnesota     | 0                | 0   | 0.0 | -- | 0  | INJURED RESERVE     |     |      |    |    | 0               | 0   | 0.0 | -- | 0  |
| 12/19      | Tennessee        | ON INACTIVE LIST |     |     |    |    | INJURED RESERVE     |     |      |    |    | 0               | 0   | 0.0 | -- | 0  |
| 12/26      | at Kansas City   | 1                | 7   | 7.0 | 7  | 0  | INJURED RESERVE     |     |      |    |    | 1               | 6   | 6.0 | 6  | 0  |
| 01/03      | Cleveland        | 0                | 0   | 0.0 | -- | 0  | INJURED RESERVE     |     |      |    |    | 0               | 0   | 0.0 | -- | 0  |
| 01/09      | at Baltimore     | 0                | 0   | 0.0 | -- | 0  | INJURED RESERVE     |     |      |    |    | 0               | 0   | 0.0 | -- | 0  |
| TOTALS     |                  | 1                | 7   | 7.0 | 7  | 0  | 15                  | 129 | 8.6  | 24 | 0  | 2               | 13  | 6.5 | 7  | 0  |

| RECEIVING: |                  | JAMES WASHINGTON |     |      |     |    | DEREK WATT |     |     |    |    | CODY WHITE     |     |     |    |    |
|------------|------------------|------------------|-----|------|-----|----|------------|-----|-----|----|----|----------------|-----|-----|----|----|
| DATE       | OPP.             | NO.              | YDS | AVG  | LG  | TD | NO.        | YDS | AVG | LG | TD | NO.            | YDS | AVG | LG | TD |
| 09/12      | at Buffalo       | 2                | 10  | 5.0  | 9   | 0  | 0          | 0   | 0.0 | -- | 0  | PRACTICE SQUAD |     |     |    |    |
| 09/19      | Las Vegas        | 0                | 0   | 0.0  | --  | 0  | 0          | 0   | 0.0 | -- | 0  | PRACTICE SQUAD |     |     |    |    |
| 09/26      | Cincinnati       | 3                | 20  | 6.7  | 8   | 0  | 1          | 3   | 3.0 | 3  | 0  | 2              | 17  | 8.5 | 11 | 0  |
| 10/03      | at Green Bay     | 4                | 69  | 17.3 | 30  | 0  | 0          | 0   | 0.0 | -- | 0  | 0              | 0   | 0.0 | -- | 0  |
| 10/10      | Denver           | ON INACTIVE LIST |     |      |     |    | 0          | 0   | 0.0 | -- | 0  | 0              | 0   | 0.0 | -- | 0  |
| 10/17      | Seattle          | 1                | 9   | 9.0  | 9   | 0  | 0          | 0   | 0.0 | -- | 0  | 0              | 0   | 0.0 | -- | 0  |
| 10/31      | at Cleveland     | 1                | 4   | 4.0  | 4   | 0  | 0          | 0   | 0.0 | -- | 0  | 0              | 0   | 0.0 | -- | 0  |
| 11/08      | Chicago          | 1                | 42  | 42.0 | 42  | 0  | 1          | 3   | 3.0 | 3  | 0  | 0              | 0   | 0.0 | -- | 0  |
| 11/14      | Detroit          | 2                | 15  | 7.5  | 9t  | 1  | 1          | 9   | 9.0 | 9  | 0  | 0              | 0   | 0.0 | -- | 0  |
| 11/21      | at L.A. Chargers | 2                | 12  | 6.0  | 7   | 0  | 0          | 0   | 0.0 | -- | 0  | 0              | 0   | 0.0 | -- | 0  |
| 11/28      | at Cincinnati    | 1                | 3   | 3.0  | 3   | 0  | 0          | 0   | 0.0 | -- | 0  | 0              | 0   | 0.0 | -- | 0  |
| 12/05      | Baltimore        | 0                | 0   | 0.0  | --  | 0  | 0          | 0   | 0.0 | -- | 0  | 0              | 0   | 0.0 | -- | 0  |
| 12/09      | at Minnesota     | 4                | 65  | 16.3 | 30t | 1  | 0          | 0   | 0.0 | -- | 0  | 0              | 0   | 0.0 | -- | 0  |
| 12/19      | Tennessee        | 3                | 36  | 12.0 | 19  | 0  | 0          | 0   | 0.0 | -- | 0  | 0              | 0   | 0.0 | -- | 0  |
| 12/26      | at Kansas City   | 0                | 0   | 0.0  | --  | 0  | 0          | 0   | 0.0 | -- | 0  | 3              | 16  | 5.3 | 6  | 0  |
| 01/03      | Cleveland        | 0                | 0   | 0.0  | --  | 0  | 0          | 0   | 0.0 | -- | 0  | 0              | 0   | 0.0 | -- | 0  |
| 01/09      | at Baltimore     | RESERVE/COVID-19 |     |      |     |    | 0          | 0   | 0.0 | -- | 0  | 0              | 0   | 0.0 | -- | 0  |
| TOTALS     |                  | 24               | 285 | 11.9 | 42  | 2  | 3          | 15  | 5.0 | 9  | 0  | 5              | 33  | 6.6 | 11 | 0  |

| 2021 POSTSEASON INDIVIDUAL GAME-BY-GAME STATS |                |                |     |     |    |    |                |     |     |    |    |             |     |     |    |    |
|---|----------------|----------------|-----|-----|----|----|----------------|-----|-----|----|----|-------------|-----|-----|----|----|
| RECEIVING:                                    |                | CHASE CLAYPOOL |     |     |    |    | PAT FREIERMUTH |     |     |    |    | ZACH GENTRY |     |     |    |    |
| DATE  | OPP.           | NO.            | YDS | AVG | LG | TD | NO.            | YDS | AVG | LG | TD | NO.         | YDS | AVG | LG | TD |
| 01/16   | at Kansas City | 3              | 25  | 8.3 | 16 | 0  | 4              | 25  | 6.3 | 9  | 0  | 4           | 33  | 8.3 | 11 | 0  |
| TOTALS  |                | 3              | 25  | 8.3 | 16 | 0  | 4              | 25  | 6.3 | 9  | 0  | 4           | 33  | 8.3 | 11 | 0  |

| RECEIVING: |                | NAJEE HARRIS |     |      |    |    | DIONTAE JOHNSON |     |     |     |    | RAY-RAY MCCLLOUD |     |      |    |    |
|------------|----------------|--------------|-----|------|----|----|-----------------|-----|-----|-----|----|------------------|-----|------|----|----|
| DATE       | OPP.           | NO.          | YDS | AVG  | LG | TD | NO.             | YDS | AVG | LG  | TD | NO.              | YDS | AVG  | LG | TD |
| 01/16      | at Kansas City | 2            | -1  | -0.5 | -- | 0  | 5               | 34  | 6.8 | 13t | 1  | 2                | 20  | 10.0 | 12 | 0  |
| TOTALS     |                | 2            | -1  | -0.5 | -- | 0  | 5               | 34  | 6.8 | 13T | 1  | 2                | 20  | 10.0 | 12 | 0  |

| RECEIVING: |                | JUJU SMITH-SCHUSTER |     |     |    |    | BENNY SNELL JR. |     |     |    |    | JAMES WASHINGTON |     |      |    |    |
|------------|----------------|---------------------|-----|-----|----|----|-----------------|-----|-----|----|----|------------------|-----|------|----|----|
| DATE       | OPP.           | NO.                 | YDS | AVG | LG | TD | NO.             | YDS | AVG | LG | TD | NO.              | YDS | AVG  | LG | TD |
| 01/16      | at Kansas City | 5                   | 26  | 5.2 | 7  | 0  | 2               | 16  | 8.0 | 11 | 0  | 2                | 37  | 18.5 | 22 | 1  |
| TOTALS     |                | 5                   | 26  | 5.2 | 7  | 0  | 2               | 16  | 8.0 | 11 | 0  | 2                | 37  | 18.5 | 22 | 1  |

| 2021 REGULAR SEASON INDIVIDUAL DEFENSIVE GAME-BY-GAME STATS |                  |                      |   |    |     |    |     |     |    |    |    |              |   |   |    |     |    |     |     |     |    |              |    |   |   |    |     |    |     |     |     |     |    |    |   |   |
|---|------------------|----------------------|---|----|-----|----|-----|-----|----|----|----|--------------|---|---|----|-----|----|-----|-----|-----|----|--------------|----|---|---|----|-----|----|-----|-----|-----|-----|----|----|---|---|
| DATE  | OPP.             | MONTRAVIUS ADAMS SR. |   |    |     |    |     |     |    |    |    | MARCUS ALLEN |   |   |    |     |    |     |     |     |    | TYSON ALUALU |    |   |   |    |     |    |     |     |     |     |    |    |   |   |
|   |                  | S                    | A | TK | TFL | SK | SKY | INT | FR | FF | PR | PD           | S | A | TK | TFL | SK | SKY | INT | FR  | FF | PR           | PD | S | A | TK | TFL | SK | SKY | INT | FR  | FF  | PR | PD |   |   |
| 09/12   | at Buffalo       |                      |   |    |     |    |     |     |    |    |    |              |   |   |    |     |    |     |     |     |    |              |    |   |   |    |     |    |     |     |     |     |    |    |   |   |
| 09/19   | Las Vegas        |                      |   |    |     |    |     |     |    |    |    |              |   |   |    |     |    |     |     |     |    |              |    |   |   |    |     |    |     |     |     |     |    |    |   |   |
| 09/26   | Cincinnati       |                      |   |    |     |    |     |     |    |    |    |              |   |   |    |     |    |     |     |     |    |              |    |   |   |    |     |    |     |     |     |     |    |    |   |   |
| 10/03   | at Green Bay     |                      |   |    |     |    |     |     |    |    |    |              |   |   |    |     |    |     |     |     |    |              |    |   |   |    |     |    |     |     |     |     |    |    |   |   |
| 10/10   | Denver           |                      |   |    |     |    |     |     |    |    |    |              |   |   |    |     |    |     |     |     |    |              |    |   |   |    |     |    |     |     |     |     |    |    |   |   |
| 10/17   | Seattle          |                      |   |    |     |    |     |     |    |    |    |              |   |   |    |     |    |     |     |     |    |              |    |   |   |    |     |    |     |     |     |     |    |    |   |   |
| 10/31   | at Cleveland     |                      |   |    |     |    |     |     |    |    |    |              |   |   |    |     |    |     |     |     |    |              |    |   |   |    |     |    |     |     |     |     |    |    |   |   |
| 11/08   | Chicago          |                      |   |    |     |    |     |     |    |    |    |              |   |   |    |     |    |     |     |     |    |              |    |   |   |    |     |    |     |     |     |     |    |    |   |   |
| 11/14   | Detroit          |                      |   |    |     |    |     |     |    |    |    |              |   |   |    |     |    |     |     |     |    |              |    |   |   |    |     |    |     |     |     |     |    |    |   |   |
| 11/21   | at L.A. Chargers |                      |   |    |     |    |     |     |    |    |    |              |   |   |    |     |    |     |     |     |    |              |    |   |   |    |     |    |     |     |     |     |    |    |   |   |
| 11/28   | at Cincinnati    |                      |   |    |     |    |     |     |    |    |    |              |   |   |    |     |    |     |     |     |    |              |    |   |   |    |     |    |     |     |     |     |    |    |   |   |
| 12/05   | Baltimore        | 1                    | 1 | 2  | 0   | 0  | 0.0 | 0.0 | 0  | 0  | 0  | 0            | 1 | 0 | 0  | 0   | 0  | 0.0 | 0.0 | 0   | 0  | 0            | 0  | 0 | 0 | 0  | 0   | 0  | 0.0 | 0.0 | 0   | 0   | 0  | 0  | 0 |   |
| 12/09   | at Minnesota     | 1                    | 1 | 2  | 1   | 3  | 0.0 | 0.0 | 0  | 0  | 0  | 2            | 0 | 0 | 1  | 1   | 0  | 0   | 0.0 | 0.0 | 0  | 0            | 0  | 0 | 0 | 0  | 0   | 0  | 0.0 | 0.0 | 0   | 0   | 0  | 0  | 0 | 0 |
| 12/19   | Tennessee        |                      |   |    |     |    |     |     |    |    |    |              |   |   |    |     |    |     |     |     |    |              |    |   |   |    |     |    |     |     |     |     |    |    |   |   |
| 12/26   | at Kansas City   | 2                    | 0 | 2  | 0   | 0  | 0.0 | 0.0 | 0  | 0  | 0  | 1            | 0 |   |    |     |    |     |     |     |    |              |    |   |   |    |     |    |     |     |     |     |    |    |   |   |
| 01/03   | Cleveland        | 0                    | 0 | 0  | 0   | 0  | 0.0 | 0.0 | 0  | 0  | 0  | 0            | 0 | 2 | 2  | 4   | 0  | 0   | 0.0 | 0.0 | 0  | 0            | 0  | 0 | 0 |    |     |    |     |     |     |     |    |    |   |   |
| 01/09   | at Baltimore     | 2                    | 0 | 2  | 0   | 0  | 0.0 | 0.0 | 0  | 0  | 0  | 0            | 0 | 0 | 1  | 1   | 0  | 0   | 0.0 | 0.0 | 0  | 0            | 0  | 0 | 0 |    |     |    |     |     |     |     |    |    |   |   |
| TOTALS  |                  | 6                    | 2 | 8  | 1   | 3  | 0.0 | 0.0 | 0  | 0  | 0  | 3            | 1 | 3 | 4  | 7   | 0  | 0   | 0.0 | 0.0 | 0  | 0            | 0  | 0 | 0 | 2  | 3   | 5  | 0   | 0   | 0.0 | 0.0 | 0  | 0  | 1 | 0 |

| DATE   | OPP.             | ISAIAH BUGGS     |    |    |     |    |     |     |    |    |    | DEVIN BUSH       |                  |    |    |     |     |     |      |    |    | TACO CHARLTON |               |   |                |    |     |     |     |     |     |     |    |    |   |   |   |   |   |   |
|--------|------------------|------------------|----|----|-----|----|-----|-----|----|----|----|------------------|------------------|----|----|-----|-----|-----|------|----|----|---------------|---------------|---|----------------|----|-----|-----|-----|-----|-----|-----|----|----|---|---|---|---|---|---|
|        |                  | S                | A  | TK | TFL | SK | SKY | INT | FR | FF | PR | PD               | S                | A  | TK | TFL | SK  | SKY | INT  | FR | FF | PR            | PD            | S | A              | TK | TFL | SK  | SKY | INT | FR  | FF  | PR | PD |   |   |   |   |   |   |
| 09/12  | at Buffalo       | 0                | 1  | 1  | 0   | 0  | 0.0 | 0   | 0  | 0  | 0  | 0                | 6                | 4  | 10 | 0   | 0   | 0.0 | 0.0  | 0  | 0  | 1             | 0             | 0 | NOT ON ROSTER  |    |     |     |     |     |     |     |    |    |   |   |   |   |   |   |
| 09/19  | Las Vegas        | 0                | 0  | 0  | 0   | 0  | 0.0 | 0   | 0  | 0  | 0  | 0                | ON INACTIVE LIST |    |    |     |     |     |      |    |    |               | NOT ON ROSTER |   |                |    |     |     |     |     |     |     |    |    |   |   |   |   |   |   |
| 09/26  | Cincinnati       | 1                | 2  | 3  | 0   | 0  | 0.0 | 0   | 0  | 0  | 0  | 0                | 0                | 2  | 2  | 0   | 0   | 0.0 | 0.0  | 0  | 0  | 0             | 0             | 0 | PRACTICE SQUAD |    |     |     |     |     |     |     |    |    |   |   |   |   |   |   |
| 10/03  | at Green Bay     | 1                | 1  | 2  | 1   | 1  | 0.0 | 0   | 0  | 0  | 0  | 0                | 5                | 1  | 6  | 1   | 6   | 1.0 | 6.0  | 0  | 0  | 0             | 2             | 0 | PRACTICE SQUAD |    |     |     |     |     |     |     |    |    |   |   |   |   |   |   |
| 10/10  | Denver           | 0                | 1  | 1  | 0   | 0  | 0.0 | 0   | 0  | 0  | 0  | 0                | 1                | 0  | 1  | 1   | 12  | 1.0 | 12.0 | 0  | 0  | 0             | 2             | 0 | PRACTICE SQUAD |    |     |     |     |     |     |     |    |    |   |   |   |   |   |   |
| 10/17  | Seattle          | 1                | 0  | 1  | 1   | 0  | 0.0 | 0   | 0  | 0  | 0  | 0                | 3                | 3  | 6  | 0   | 0   | 0.0 | 0.0  | 0  | 1  | 0             | 0             | 0 | PRACTICE SQUAD |    |     |     |     |     |     |     |    |    |   |   |   |   |   |   |
| 10/31  | at Cleveland     | 0                | 1  | 1  | 0   | 0  | 0.0 | 0   | 0  | 0  | 0  | 0                | 3                | 2  | 5  | 0   | 0   | 0.0 | 0.0  | 0  | 0  | 0             | 0             | 0 | PRACTICE SQUAD |    |     |     |     |     |     |     |    |    |   |   |   |   |   |   |
| 11/08  | Chicago          | 0                | 2  | 2  | 0   | 0  | 0.0 | 0   | 0  | 0  | 0  | 0                | 2                | 1  | 3  | 0   | 0   | 0.0 | 0.0  | 0  | 0  | 0             | 1             | 2 | 1              | 3  | 0   | 0   | 0.0 | 0.0 | 0   | 0   | 0  | 0  | 0 |   |   |   |   |   |
| 11/14  | Detroit          | 2                | 3  | 5  | 0   | 0  | 0.0 | 0   | 0  | 0  | 0  | 0                | 5                | 4  | 9  | 0   | 0   | 0.0 | 0.0  | 0  | 0  | 0             | 0             | 0 | 0              | 0  | 0   | 0.0 | 0.0 | 0   | 0   | 0   | 0  | 0  | 0 |   |   |   |   |   |
| 11/21  | at L.A. Chargers | 0                | 1  | 1  | 0   | 0  | 0.0 | 0   | 0  | 0  | 0  | 1                | 4                | 0  | 4  | 0   | 0   | 0.0 | 0.0  | 0  | 0  | 0             | 0             | 0 | 1              | 1  | 2   | 0   | 0   | 0.5 | 2.0 | 0   | 0  | 0  | 1 | 0 |   |   |   |   |
| 11/28  | at Cincinnati    | ON INACTIVE LIST |    |    |     |    |     |     |    |    |    | 2                | 3                | 5  | 0  | 0   | 0.0 | 0.0 | 0    | 0  | 0  | 0             | 0             | 0 | 1              | 1  | 2   | 0   | 0   | 0.0 | 0.0 | 0   | 0  | 0  | 0 | 0 | 0 |   |   |   |
| 12/05  | Baltimore        | ON INACTIVE LIST |    |    |     |    |     |     |    |    |    | 2                | 0                | 2  | 0  | 0   | 0.0 | 0.0 | 0    | 0  | 0  | 0             | 0             | 0 | 0              | 1  | 1   | 0   | 0   | 0.0 | 0.0 | 0   | 0  | 0  | 0 | 0 | 0 |   |   |   |
| 12/09  | at Minnesota     | INACTIVE         |    |    |     |    |     |     |    |    |    | 3                | 5                | 8  | 0  | 0   | 0.0 | 0.0 | 0    | 0  | 0  | 0             | 0             | 2 | 2              | 2  | 4   | 0   | 0   | 0.0 | 0.0 | 0   | 0  | 0  | 1 | 0 | 0 |   |   |   |
| 12/19  | Tennessee        | ON INACTIVE LIST |    |    |     |    |     |     |    |    |    | 3                | 2                | 5  | 0  | 0   | 0.0 | 0.0 | 0    | 0  | 0  | 0             | 0             | 1 | 0              | 2  | 2   | 0   | 0   | 0.0 | 0.0 | 0   | 0  | 0  | 0 | 1 | 0 |   |   |   |
| 12/26  | at Kansas City   | RESERVE/COVID-19 |    |    |     |    |     |     |    |    |    | RESERVE/COVID-19 |                  |    |    |     |     |     |      |    |    | 0             | 1             | 1 | 0              | 0  | 0.0 | 0.0 | 0   | 0   | 0   | 0   | 0  | 0  | 0 | 0 | 0 | 0 | 0 |   |
| 01/03  | Cleveland        | ON INACTIVE LIST |    |    |     |    |     |     |    |    |    | RESERVE/COVID-19 |                  |    |    |     |     |     |      |    |    | 0             | 0             | 0 | 0              | 0  | 0.0 | 0.0 | 0   | 0   | 0   | 0   | 0  | 0  | 0 | 0 | 0 | 0 | 0 | 0 |
| 01/09  | at Baltimore     | DID NOT PLAY     |    |    |     |    |     |     |    |    |    | 2                | 2                | 4  | 0  | 0   | 0.0 | 0.0 | 0    | 0  | 0  | 0             | 0             | 0 | 0              | 0  | 0   | 0   | 0   | 0   | 0.0 | 0.0 | 0  | 0  | 0 | 0 | 0 | 0 | 0 | 0 |
| TOTALS |                  | 5                | 12 | 17 | 2   | 2  | 0.0 | 0   | 0  | 0  | 0  | 1                | 41               | 29 | 70 | 2   | 18  | 2.0 | 18.0 | 0  | 1  | 1             | 4             | 4 | 7              | 11 | 18  | 0   | 0   | 0.5 | 2.0 | 0   | 0  | 0  | 2 | 1 | 0 |   |   |   |

| DATE   | OPP.             | CARLOS DAVIS     |   |    |     |    |     |     |    |    |    | TERRELL EDMUNDS |    |    |    |     |     |      |      |    |    | MINKAH FITZPATRICK |    |                  |    |    |     |     |     |     |     |    |    |    |   |   |
|--------|------------------|------------------|---|----|-----|----|-----|-----|----|----|----|-----------------|----|----|----|-----|-----|------|------|----|----|--------------------|----|------------------|----|----|-----|-----|-----|-----|-----|----|----|----|---|---|
|        |                  | S                | A | TK | TFL | SK | SKY | INT | FR | FF | PR | PD              | S  | A  | TK | TFL | SK  | SKY  | INT  | FR | FF | PR                 | PD | S                | A  | TK | TFL | SK  | SKY | INT | FR  | FF | PR | PD |   |   |
| 09/12  | at Buffalo       | 1                | 0 | 1  | 0   | 0  | 0.0 | 0.0 | 0  | 0  | 0  | 0               | 4  | 1  | 5  | 0   | 0   | 0.0  | 0    | 0  | 0  | 0                  | 0  | 6                | 4  | 10 | 0   | 0   | 0.0 | 0.0 | 0   | 0  | 0  | 0  | 0 |   |
| 09/19  | Las Vegas        | ON INACTIVE LIST |   |    |     |    |     |     |    |    |    | 5               | 1  | 6  | 2  | 2   | 0.0 | 0.0  | 0    | 0  | 0  | 0                  | 0  | 4                | 2  | 6  | 0   | 0   | 0.0 | 0.0 | 0   | 0  | 0  | 0  | 0 | 0 |
| 09/26  | Cincinnati       | ON INACTIVE LIST |   |    |     |    |     |     |    |    |    | 2               | 3  | 5  | 1  | 0   | 0.0 | 0    | 1    | 0  | 0  | 0                  | 1  | 3                | 1  | 4  | 0   | 0   | 0.0 | 0.0 | 0   | 0  | 0  | 0  | 0 |   |
| 10/03  | at Green Bay     | ON INACTIVE LIST |   |    |     |    |     |     |    |    |    | 6               | 1  | 7  | 0  | 0   | 0.0 | 0    | 0    | 0  | 0  | 0                  | 0  | 6                | 2  | 8  | 0   | 0   | 0.0 | 0.0 | 0   | 0  | 0  | 0  | 0 | 0 |
| 10/10  | Denver           | ON INACTIVE LIST |   |    |     |    |     |     |    |    |    | 4               | 3  | 7  | 0  | 0   | 0.0 | 0    | 0    | 0  | 0  | 0                  | 0  | 5                | 5  | 10 | 1   | 1   | 0.0 | 0   | 0   | 0  | 0  | 0  | 0 |   |
| 10/17  | Seattle          | ON INACTIVE LIST |   |    |     |    |     |     |    |    |    | 2               | 1  | 3  | 0  | 0   | 0.0 | 0    | 0    | 0  | 0  | 0                  | 0  | 7                | 2  | 9  | 0   | 0   | 0.0 | 0   | 0   | 1  | 0  | 0  | 0 |   |
| 10/31  | at Cleveland     | INJURED RESERVE  |   |    |     |    |     |     |    |    |    | 4               | 1  | 5  | 0  | 0   | 0.0 | 0    | 0    | 0  | 0  | 0                  | 0  | 3                | 1  | 4  | 0   | 0   | 0.0 | 0.0 | 0   | 0  | 0  | 0  | 1 |   |
| 11/08  | Chicago          | INJURED RESERVE  |   |    |     |    |     |     |    |    |    | 4               | 0  | 4  | 0  | 0   | 0.0 | 0    | 0    | 0  | 0  | 0                  | 0  | 8                | 0  | 8  | 0   | 0   | 0.0 | 0.0 | 0   | 0  | 0  | 0  | 0 |   |
| 11/14  | Detroit          | INJURED RESERVE  |   |    |     |    |     |     |    |    |    | 4               | 1  | 5  | 2  | 16  | 1.0 | 13.0 | 0    | 0  | 0  | 1                  | 1  | 2                | 3  | 5  | 0   | 0   | 0.0 | 0.0 | 0   | 0  | 0  | 0  | 0 | 0 |
| 11/21  | at L.A. Chargers | INJURED RESERVE  |   |    |     |    |     |     |    |    |    | 3               | 1  | 4  | 0  | 0   | 0.0 | 0    | 0    | 0  | 0  | 0                  | 0  | RESERVE/COVID-19 |    |    |     |     |     |     |     |    |    |    |   |   |
| 11/28  | at Cincinnati    | INJURED RESERVE  |   |    |     |    |     |     |    |    |    | 5               | 1  | 6  | 1  | 4   | 0.0 | 0.0  | 0    | 0  | 0  | 0                  | 0  | 5                | 4  | 9  | 0   | 0   | 0.0 | 0.0 | 1   | 0  | 0  | 0  | 1 |   |
| 12/05  | Baltimore        | ON INACTIVE LIST |   |    |     |    |     |     |    |    |    | 3               | 1  | 4  | 0  | 0   | 0.0 | 0    | 0    | 0  | 0  | 0                  | 0  | 7                | 2  | 9  | 0   | 0   | 0.0 | 0.0 | 1   | 0  | 0  | 0  | 1 |   |
| 12/09  | at Minnesota     | INACTIVE         |   |    |     |    |     |     |    |    |    | 4               | 1  | 5  | 0  | 0   | 0.0 | 0    | 0    | 0  | 0  | 0                  | 1  | 3                | 3  | 6  | 0   | 0   | 0.0 | 0.0 | 0   | 0  | 0  | 0  | 1 |   |
| 12/19  | Tennessee        | 1                | 0 | 1  | 0   | 0  | 0.0 | 0.0 | 0  | 0  | 0  | 0               | 7  | 3  | 10 | 2   | 7   | 0.0  | 0    | 0  | 0  | 0                  | 0  | 12               | 2  | 14 | 0   | 0   | 0.0 | 0.0 | 1   | 0  | 0  | 0  |   |   |
| 12/26  | at Kansas City   | 1                | 2 | 3  | 1   | 0  | 0.0 | 0   | 0  | 0  | 0  | 0               | 2  | 3  | 5  | 0   | 0   | 0.0  | 0    | 0  | 0  | 0                  | 0  | 5                | 7  | 12 | 0   | 0   | 0.0 | 0.0 | 0   | 0  | 0  | 1  |   |   |
| 01/03  | Cleveland        | 0                | 0 | 0  | 0   | 0  | 0.0 | 0   | 0  | 0  | 0  | 0               | 1  | 4  | 5  | 0   | 0   | 0.0  | 0    | 0  | 0  | 0                  | 0  | 3                | 1  | 4  | 0   | 0   | 0.0 | 0.0 | 0   | 0  | 0  | 1  |   |   |
| 01/09  | at Baltimore     | ON INACTIVE LIST |   |    |     |    |     |     |    |    |    | 3               | 3  | 0  | 0  | 0   | 0.0 | 0    | 1    | 0  | 0  | 0                  | 3  | 5                | 1  | 0  | 0   | 0.0 | 0.0 | 0   | 0   | 0  | 0  | 0  | 0 |   |
| TOTALS |                  | 3                | 2 | 5  | 1   | 0  | 0.0 | 0.0 | 0  | 0  | 0  | 0               | 63 | 26 | 89 | 8   | 29  | 1.0  | 13.0 | 2  | 0  | 0                  | 1  | 6                | 84 | 40 | 124 | 1   | 1   | 0.0 | 0.0 | 2  | 1  | 1  | 7 |   |

| DATE   | OPP.             | ALEX HIGHSMITH   |    |    |     |    |     |      |    |    |    |    | MELVIN INGRAM III |   |    |     |     |     |     |     |    |    |    | JAMIR JONES |   |    |     |     |     |     |    |    |    |    |   |
|--------|------------------|------------------|----|----|-----|----|-----|------|----|----|----|----|-------------------|---|----|-----|-----|-----|-----|-----|----|----|----|-------------|---|----|-----|-----|-----|-----|----|----|----|----|---|
|        |                  | S                | A  | TK | TFL | TK | SKY | INT  | FR | FF | PR | PD | S                 | A | TK | TFL | TK  | SKY | INT | FR  | FF | PR | PD | S           | A | TK | TFL | TK  | SKY | INT | FR | FF | PR | PD |   |
| 09/12  | at Buffalo       | 3                | 1  | 4  | 0   | 0  | 0.0 | 0.0  | 0  | 0  | 0  | 0  | 1                 | 0 | 1  | 3   | 0.0 | 0.0 | 0   | 0   | 0  | 1  | 1  | 0           | 0 | 0  | 0   | 0.0 | 0   | 0   | 0  | 0  | 0  | 0  | 0 |
| 09/19  | Las Vegas        | 3                | 1  | 4  | 1   | 4  | 0.0 | 0.0  | 0  | 0  | 0  | 0  | 1                 | 3 | 4  | 1   | 8   | 1.0 | 8.0 | 0   | 0  | 0  | 3  | 1           | 0 | 1  | 0   | 0   | 0.0 | 0   | 0  | 0  | 0  | 1  | 0 |
| 09/26  | Cincinnati       | ON INACTIVE LIST |    |    |     |    |     |      |    |    |    |    | 2                 | 1 | 3  | 0   | 0.0 | 0.0 | 0   | 0   | 0  | 0  | 0  | 0           | 0 | 0  | 0   | 0   | 0   | 0   | 0  | 0  | 0  | 0  | 0 |
| 10/03  | at Green Bay     | 2                | 3  | 5  | 0   | 0  | 0.0 | 0.0  | 0  | 0  | 0  | 0  | 1                 | 0 | 1  | 0   | 0.0 | 0.0 | 0   | 0   | 0  | 2  | 0  | Rams        |   |    |     |     |     |     |    |    |    |    |   |
| 10/10  | Denver           | 1                | 0  | 1  | 0   | 0  | 0.0 | 0.0  | 0  | 0  | 0  | 0  | 0                 | 1 | 1  | 0   | 0.0 | 0.0 | 0   | 0   | 0  | 0  | 0  | Rams        |   |    |     |     |     |     |    |    |    |    |   |
| 10/17  | Seattle          | 2                | 5  | 7  | 2   | 9  | 1.5 | 15.5 | 0  | 0  | 4  | 0  | 0                 | 0 | 0  | 0   | 0.0 | 0.0 | 0   | 0   | 0  | 0  | 0  | Rams        |   |    |     |     |     |     |    |    |    |    |   |
| 10/31  | at Cleveland     | 1                | 3  | 4  | 1   | 1  | 0.0 | 0.0  | 0  | 0  | 0  | 0  | ON INACTIVE LIST  |   |    |     |     |     |     |     |    |    |    | Rams        |   |    |     |     |     |     |    |    |    |    |   |
| 11/08  | Chicago          | 0                | 3  | 3  | 0   | 0  | 0.0 | 0.0  | 0  | 0  | 2  | 0  | Chiefs            |   |    |     |     |     |     |     |    |    |    | Rams        |   |    |     |     |     |     |    |    |    |    |   |
| 11/14  | Detroit          | 8                | 3  | 11 | 2   | 9  | 0.0 | 0.0  | 0  | 0  | 1  | 0  | Chiefs            |   |    |     |     |     |     |     |    |    |    | Rams        |   |    |     |     |     |     |    |    |    |    |   |
| 11/21  | at L.A. Chargers | 3                | 3  | 6  | 1   | 4  | 1.5 | 6.0  | 0  | 0  | 3  | 0  | Chiefs            |   |    |     |     |     |     |     |    |    |    | Rams        |   |    |     |     |     |     |    |    |    |    |   |
| 11/28  | at Cincinnati    | 3                | 2  | 5  | 2   | 8  | 0.0 | 0.0  | 0  | 0  | 0  | 0  | Chiefs            |   |    |     |     |     |     |     |    |    |    | Rams        |   |    |     |     |     |     |    |    |    |    |   |
| 12/05  | Baltimore        | 3                | 0  | 3  | 2   | 3  | 0.0 | 0.0  | 0  | 0  | 0  | 0  | Chiefs            |   |    |     |     |     |     |     |    |    |    | Rams        |   |    |     |     |     |     |    |    |    |    |   |
| 12/09  | at Minnesota     | 1                | 0  | 1  | 1   | 0  | 0.0 | 0.0  | 0  | 0  | 0  | 0  | Chiefs            |   |    |     |     |     |     |     |    |    |    | Rams        |   |    |     |     |     |     |    |    |    |    |   |
| 12/19  | Tennessee        | 4                | 0  | 4  | 0   | 0  | 0.0 | 0.0  | 0  | 0  | 1  | 0  | Chiefs            |   |    |     |     |     |     |     |    |    |    | Rams        |   |    |     |     |     |     |    |    |    |    |   |
| 12/26  | at Kansas City   | 2                | 3  | 5  | 0   | 0  | 1.0 | 0.0  | 0  | 0  | 1  | 1  | Chiefs            |   |    |     |     |     |     |     |    |    |    | Rams        |   |    |     |     |     |     |    |    |    |    |   |
| 01/03  | Cleveland        | 7                | 0  | 7  | 3   | 16 | 2.0 | 14.0 | 0  | 0  | 2  | 0  | Chiefs            |   |    |     |     |     |     |     |    |    |    | Jaguars     |   |    |     |     |     |     |    |    |    |    |   |
| 01/09  | at Baltimore     | 3                | 1  | 4  | 0   | 0  | 0.0 | 0.0  | 0  | 0  | 1  | 0  | Chiefs            |   |    |     |     |     |     |     |    |    |    | Jaguars     |   |    |     |     |     |     |    |    |    |    |   |
| TOTALS |                  | 46               | 28 | 74 | 15  | 54 | 6.0 | 35.5 | 0  | 0  | 1  | 15 | 0                 | 5 | 5  | 10  | 2   | 11  | 1.0 | 8.0 | 0  | 0  | 0  | 6           | 1 | 1  | 0   | 1   | 0   | 0   | 0  | 0  | 0  | 1  | 0 |

| DATE   | OPP.             | MILES KILLEBREW |   |    |     |    |     |     |    |    |    | JUSTIN LAYNE |   |   |    |     |     |     |     |    |    | ISAIAH LOUDERMILK |    |                  |    |    |     |    |     |     |    |    |    |    |   |
|--------|------------------|-----------------|---|----|-----|----|-----|-----|----|----|----|--------------|---|---|----|-----|-----|-----|-----|----|----|-------------------|----|------------------|----|----|-----|----|-----|-----|----|----|----|----|---|
|        |                  | S               | A | TK | TFL | TK | SKY | INT | FR | FF | PR | PD           | S | A | TK | TFL | TK  | SKY | INT | FR | FF | PR                | PD | S                | A  | TK | TFL | TK | SKY | INT | FR | FF | PR | PD |   |
| 09/12  | at Buffalo       | 0               | 0 | 0  | 0   | 0  | 0.0 | 0   | 0  | 0  | 0  | 0            | 0 | 0 | 0  | 0   | 0.0 | 0   | 0   | 0  | 0  | 0                 | 0  | ON INACTIVE LIST |    |    |     |    |     |     |    |    |    |    |   |
| 09/19  | Las Vegas        | 0               | 0 | 0  | 0   | 0  | 0.0 | 0   | 0  | 0  | 0  | 0            | 1 | 0 | 1  | 0   | 0.0 | 0   | 0   | 0  | 0  | 0                 | 0  | 0                | 1  | 1  | 0   | 0  | 0.0 | 0   | 0  | 0  | 0  | 0  | 0 |
| 09/26  | Cincinnati       | 0               | 0 | 0  | 0   | 0  | 0.0 | 0   | 0  | 0  | 0  | 0            | 0 | 0 | 0  | 0   | 0.0 | 0   | 0   | 0  | 0  | 0                 | 0  | 0                | 1  | 0  | 1   | 0  | 0.0 | 0   | 0  | 0  | 0  | 0  | 0 |
| 10/03  | at Green Bay     | 0               | 0 | 0  | 0   | 0  | 0.0 | 0   | 0  | 0  | 0  | 0            | 0 | 0 | 0  | 0   | 0.0 | 0   | 0   | 0  | 0  | 0                 | 0  | 0                | 0  | 0  | 0   | 0  | 0.0 | 0   | 0  | 0  | 0  | 1  |   |
| 10/10  | Denver           | 0               | 0 | 0  | 0   | 0  | 0.0 | 0   | 0  | 0  | 0  | 0            | 0 | 0 | 0  | 0   | 0.0 | 0   | 0   | 0  | 0  | 0                 | 0  | 0                | 0  | 0  | 0   | 0  | 0.0 | 0   | 0  | 0  | 0  | 0  |   |
| 10/17  | Seattle          | 0               | 0 | 0  | 0   | 0  | 0.0 | 0   | 0  | 0  | 0  | 0            | 0 | 0 | 0  | 0   | 0.0 | 0   | 0   | 0  | 0  | 0                 | 0  | 0                | 1  | 0  | 1   | 0  | 0.0 | 0   | 0  | 0  | 0  | 0  |   |
| 10/31  | at Cleveland     | 0               | 0 | 0  | 0   | 0  | 0.0 | 0   | 0  | 0  | 0  | 0            | 0 | 0 | 0  | 0   | 0.0 | 0   | 0   | 0  | 0  | 0                 | 0  | 0                | 2  | 0  | 2   | 0  | 1.0 | 0   | 0  | 0  | 0  | 0  |   |
| 11/08  | Chicago          | 0               | 0 | 0  | 0   | 0  | 0.0 | 0   | 0  | 0  | 0  | 0            | 0 | 0 | 0  | 0   | 0.0 | 0   | 0   | 0  | 0  | 0                 | 0  | 0                | 0  | 0  | 0   | 0  | 0.0 | 0   | 0  | 0  | 0  | 0  |   |
| 11/14  | Detroit          | 1               | 0 | 1  | 0   | 0  | 0.0 | 0   | 0  | 0  | 0  | 0            | 0 | 0 | 0  | 0   | 0.0 | 0   | 0   | 0  | 0  | 0                 | 0  | 0                | 2  | 0  | 2   | 0  | 0.0 | 0   | 0  | 0  | 0  | 0  |   |
| 11/21  | at L.A. Chargers | 0               | 0 | 0  | 0   | 0  | 0.0 | 0   | 0  | 0  | 0  | 0            | 0 | 0 | 0  | 0   | 0.0 | 0   | 0   | 0  | 0  | 0                 | 0  | ON INACTIVE LIST |    |    |     |    |     |     |    |    |    |    |   |
| 11/28  | at Cincinnati    | 0               | 0 | 0  | 0   | 0  | 0.0 | 0   | 0  | 0  | 0  | 0            | 0 | 0 | 0  | 0   | 0.0 | 0   | 0   | 0  | 0  | 0                 | 0  | 0                | 0  | 1  | 0   | 0  | 0.0 | 0   | 0  | 0  | 0  | 1  |   |
| 12/05  | Baltimore        | 0               | 0 | 0  | 0   | 0  | 0.0 | 0   | 0  | 0  | 0  | 0            | 2 | 0 | 2  | 0   | 0.0 | 0   | 0   | 0  | 0  | 0                 | 0  | 0                | 1  | 0  | 1   | 0  | 0.0 | 0   | 0  | 0  | 0  | 0  |   |
| 12/09  | at Minnesota     | 2               | 0 | 2  | 1   | 0  | 0.0 | 0   | 0  | 0  | 0  | 0            | 0 | 1 | 1  | 0   | 0.0 | 0   | 0   | 0  | 0  | 0                 | 0  | 0                | 1  | 1  | 2   | 0  | 0.0 | 0   | 0  | 0  | 0  | 0  |   |
| 12/19  | Tennessee        | 1               | 0 | 1  | 0   | 0  | 0.0 | 0   | 0  | 0  | 0  | 0            | 0 | 0 | 0  | 0   | 0.0 | 0   | 0   | 0  | 0  | 0                 | 0  | 0                | 4  | 0  | 4   | 0  | 0.0 | 0   | 0  | 0  | 0  | 0  |   |
| 12/26  | at Kansas City   | 0               | 0 | 0  | 0   | 0  | 0.0 | 0   | 0  | 0  | 0  | 0            | 0 | 0 | 0  | 0   | 0.0 | 0   | 0   | 0  | 0  | 0                 | 0  | 0                | 3  | 3  | 6   | 0  | 0.0 | 0   | 0  | 0  | 0  | 0  |   |
| 01/03  | Cleveland        | 0               | 0 | 0  | 0   | 0  | 0.0 | 0   | 0  | 0  | 0  | 0            | 0 | 0 | 0  | 0   | 0.0 | 0   | 0   | 0  | 0  | 0                 | 0  | 0                | 0  | 1  | 1   | 0  | 0.0 | 0   | 0  | 0  | 0  | 1  |   |
| 01/09  | at Baltimore     | 1               | 1 | 2  | 0   | 0  | 0.0 | 0   | 0  | 0  | 0  | 0            | 0 | 0 | 0  | 0   | 0.0 | 0   | 0   | 0  | 0  | 0                 | 0  | 0                | 1  | 0  | 1   | 0  | 0.0 | 0   | 0  | 0  | 0  | 0  |   |
| TOTALS |                  | 5               | 1 | 6  | 1   | 0  | 0.0 | 0   | 0  | 0  | 0  | 0            | 3 | 1 | 4  | 0   | 0   | 0.0 | 0   | 0  | 0  | 0                 | 0  | 0                | 16 | 7  | 23  | 0  | 1.0 | 0.0 | 0  | 0  | 0  | 0  | 3 |

| DATE   | OPP.             | ARTHUR MAULET    |   |    |     |    |     |     |    |    |    |    | HENRY MONDEAUX |   |    |     |     |     |     |    |    |    |    | TRE NORWOOD |    |    |     |    |     |     |     |    |    |    |   |   |   |   |   |
|--------|------------------|------------------|---|----|-----|----|-----|-----|----|----|----|----|----------------|---|----|-----|-----|-----|-----|----|----|----|----|-------------|----|----|-----|----|-----|-----|-----|----|----|----|---|---|---|---|---|
|        |                  | S                | A | TK | TFL | TK | SKY | INT | FR | FF | PR | PD | S              | A | TK | TFL | TK  | SKY | INT | FR | FF | PR | PD | S           | A  | TK | TFL | TK | SKY | INT | FR  | FF | PR | PD |   |   |   |   |   |
| 09/12  | at Buffalo       | 1                | 1 | 2  | 0   | 0  | 0.0 | 0   | 0  | 0  | 0  | 0  | PRACTICE SQUAD |   |    |     |     |     |     |    |    |    |    | 4           | 1  | 5  | 0   | 0  | 0.0 | 0   | 0   | 0  | 0  | 0  | 0 | 0 | 0 | 0 | 0 |
| 09/19  | Las Vegas        | 0                | 0 | 0  | 0   | 0  | 0.0 | 0   | 0  | 0  | 0  | 0  | DID NOT PLAY   |   |    |     |     |     |     |    |    |    |    | 1           | 0  | 1  | 0   | 0  | 0.0 | 0   | 0   | 0  | 0  | 0  | 0 | 0 | 0 | 0 | 0 |
| 09/26  | Cincinnati       | 2                | 0 | 2  | 1   | 2  | 0.0 | 0   | 0  | 0  | 0  | 0  | 0              | 0 | 0  | 0   | 0.0 | 0   | 0   | 0  | 0  | 0  | 0  | 0           | 3  | 0  | 3   | 0  | 0   | 0.0 | 0   | 0  | 0  | 0  | 0 | 0 |   |   |   |
| 10/03  | at Green Bay     | 3                | 1 | 4  | 2   | 5  | 0.0 | 0   | 0  | 0  | 0  | 0  | 0              | 1 | 1  | 0   | 0.0 | 0   | 0   | 0  | 0  | 0  | 0  | 0           | 0  | 0  | 0   | 0  | 0   | 0.0 | 0   | 0  | 0  | 0  | 0 | 0 |   |   |   |
| 10/10  | Denver           | 1                | 1 | 2  | 0   | 0  | 0.0 | 0   | 0  | 0  | 0  | 1  | 1              | 0 | 1  | 8   | 1.0 | 8.0 | 0   | 0  | 0  | 1  | 0  | 0           | 2  | 0  | 2   | 0  | 0   | 0.0 | 0   | 0  | 0  | 0  | 0 | 0 |   |   |   |
| 10/17  | Seattle          | 3                | 0 | 3  | 1   | 3  | 0.0 | 0   | 0  | 0  | 0  | 0  | 0              | 0 | 0  | 0   | 0.0 | 0   | 0   | 0  | 0  | 0  | 0  | 0           | 3  | 0  | 3   | 1  | 4   | 0.0 | 0   | 0  | 0  | 0  | 1 |   |   |   |   |
| 10/31  | at Cleveland     | 3                | 1 | 4  | 0   | 0  | 0.0 | 0   | 0  | 0  | 0  | 0  | 0              | 1 | 1  | 0   | 0.0 | 0.0 | 0   | 0  | 0  | 0  | 0  | 0           | 2  | 0  | 2   | 0  | 0   | 0.0 | 0   | 0  | 0  | 0  | 0 |   |   |   |   |
| 11/08  | Chicago          | 4                | 0 | 4  | 0   | 0  | 0.0 | 0   | 0  | 0  | 0  | 0  | 1              | 1 | 2  | 0   | 0.0 | 0.0 | 0   | 0  | 0  | 0  | 0  | 0           | 1  | 0  | 1   | 0  | 0   | 0.0 | 0   | 0  | 0  | 0  | 0 |   |   |   |   |
| 11/14  | Detroit          | 0                | 0 | 0  | 0   | 0  | 0.0 | 0   | 0  | 0  | 0  | 0  | 0              | 0 | 0  | 0   | 0.0 | 0.0 | 0   | 0  | 0  | 0  | 0  | 0           | 1  | 0  | 1   | 0  | 0   | 0.0 | 0   | 0  | 0  | 0  | 2 |   |   |   |   |
| 11/21  | at L.A. Chargers | 3                | 0 | 3  | 0   | 0  | 0.0 | 0   | 0  | 0  | 0  | 1  | 0              | 0 | 0  | 0   | 0.0 | 0.0 | 0   | 0  | 0  | 0  | 0  | 0           | 6  | 1  | 7   | 0  | 0   | 0.0 | 0   | 0  | 0  | 0  | 0 |   |   |   |   |
| 11/28  | at Cincinnati    | 3                | 3 | 6  | 0   | 0  | 0.0 | 0   | 0  | 0  | 0  | 0  | 0              | 2 | 2  | 0   | 0.0 | 0.0 | 0   | 0  | 0  | 0  | 0  | 0           | 1  | 0  | 1   | 1  | 0   | 0.0 | 0   | 0  | 0  | 0  | 0 |   |   |   |   |
| 12/05  | Baltimore        | 1                | 1 | 2  | 0   | 0  | 0.0 | 0   | 0  | 0  | 0  | 0  | 1              | 1 | 2  | 0   | 0.0 | 0.0 | 0   | 0  | 0  | 0  | 0  | 0           | 1  | 2  | 3   | 0  | 0   | 0.0 | 0   | 0  | 0  | 0  | 0 |   |   |   |   |
| 12/09  | at Minnesota     | 1                | 0 | 1  | 0   | 0  | 0.0 | 0   | 0  | 0  | 0  | 0  | 1              | 0 | 1  | 0   | 0.0 | 0.0 | 0   | 0  | 0  | 0  | 0  | 0           | 1  | 0  | 1   | 0  | 0   | 0.0 | 0   | 0  | 0  | 0  | 0 |   |   |   |   |
| 12/19  | Tennessee        | 5                | 0 | 5  | 0   | 0  | 0.0 | 0   | 0  | 0  | 1  | 0  | 0              | 2 | 2  | 0   | 0.0 | 0.0 | 0   | 0  | 0  | 0  | 0  | 0           | 1  | 0  | 1   | 0  | 0   | 0.0 | 0   | 0  | 0  | 0  | 0 |   |   |   |   |
| 12/26  | at Kansas City   | 3                | 1 | 4  | 0   | 0  | 0.0 | 0   | 0  | 0  | 0  | 0  | 0              | 1 | 1  | 0   | 0.0 | 0.0 | 0   | 0  | 0  | 0  | 0  | 0           | 1  | 0  | 1   | 0  | 0   | 0.0 | 0   | 0  | 0  | 0  | 0 |   |   |   |   |
| 01/03  | Cleveland        | RESERVE/COVID-19 |   |    |     |    |     |     |    |    |    |    | 2              | 0 | 2  | 1   | 1   | 0.0 | 1.0 | 0  | 0  | 0  | 0  | 1           | 0  | 1  | 3   | 0  | 0   | 0.0 | 1   | 0  | 0  | 1  |   |   |   |   |   |
| 01/09  | at Baltimore     | 4                | 0 | 4  | 1   | 5  | 0.0 | 0   | 0  | 0  | 1  | 0  | 0              | 1 | 1  | 0   | 0.0 | 0.0 | 0   | 1  | 0  | 0  | 0  | 0           | 0  | 0  | 0   | 0  | 0   | 0.0 | 0   | 0  | 0  | 0  | 0 |   |   |   |   |
| TOTALS |                  | 37               | 9 | 46 | 5   | 15 | 0.0 | 0   | 0  | 0  | 1  | 2  | 1              | 6 | 10 | 2   | 9   | 2.0 | 9.0 | 1  | 1  | 0  | 2  | 0           | 30 | 5  | 35  | 2  | 4   | 0   | 0.0 | 1  | 0  | 0  | 4 |   |   |   |   |

| DATE   | OPP.             | CAMERON SUTTON   |   |    |     |       |     |     |     |    |    |    |    | DERREK TUSZKA  |   |    |     |       |     |      |     |    |    |    |    | T.J. WATT        |    |    |     |       |      |       |      |    |    |    |    |   |
|--------|------------------|------------------|---|----|-----|-------|-----|-----|-----|----|----|----|----|----------------|---|----|-----|-------|-----|------|-----|----|----|----|----|------------------|----|----|-----|-------|------|-------|------|----|----|----|----|---|
|        |                  | S                | A | TK | TFL | TFL Y | SK  | SKY | INT | FR | FF | PR | PD | S              | A | TK | TFL | TFL Y | SK  | SKY  | INT | FR | FF | PR | PD | S                | A  | TK | TFL | TFL Y | SK   | SKY   | INT  | FR | FF | PR | PD |   |
| 09/12  | at Buffalo       | 5                | 0 | 5  | 2   | 9     | 0.0 | 0.0 | 0   | 0  | 0  | 0  | 2  | PRACTICE SQUAD |   |    |     |       |     |      |     |    |    |    |    | 3                | 0  | 3  | 1   | 5     | 2.0  | 10.0  | 0    | 0  | 1  | 5  | 0  |   |
| 09/19  | Las Vegas        | 2                | 1 | 3  | 0   | 0     | 0.0 | 0.0 | 0   | 0  | 0  | 0  | 0  | PRACTICE SQUAD |   |    |     |       |     |      |     |    |    |    |    | 3                | 1  | 4  | 0   | 0     | 1.0  | 1.0   | 0    | 0  | 1  | 1  | 0  |   |
| 09/26  | Cincinnati       | 2                | 0 | 2  | 0   | 0     | 0.0 | 0.0 | 0   | 0  | 0  | 0  | 0  | PRACTICE SQUAD |   |    |     |       |     |      |     |    |    |    |    | ON INACTIVE LIST |    |    |     |       |      |       |      |    |    |    |    |   |
| 10/03  | at Green Bay     | 1                | 0 | 1  | 0   | 0     | 0.0 | 0.0 | 0   | 0  | 0  | 0  | 1  | 0              | 0 | 0  | 0   | 0.0   | 0.0 | 0    | 0   | 0  | 0  | 0  | 0  | 3                | 1  | 4  | 2   | 6     | 2.0  | 6.0   | 0    | 1  | 0  | 2  | 0  |   |
| 10/10  | Denver           | ON INACTIVE LIST |   |    |     |       |     |     |     |    |    |    |    | 0              | 0 | 0  | 0   | 0.0   | 0.0 | 0    | 0   | 0  | 0  | 0  | 0  | 0                | 3  | 0  | 3   | 1     | 4    | 0.0   | 0.0  | 0  | 0  | 0  | 2  | 0 |
| 10/17  | Seattle          | 2                | 1 | 3  | 0   | 0     | 0.0 | 0.0 | 0   | 0  | 0  | 0  | 0  | 0              | 0 | 0  | 0   | 0.0   | 0.0 | 0    | 0   | 0  | 0  | 0  | 0  | 6                | 1  | 7  | 3   | 14    | 2.0  | 13.0  | 0    | 0  | 1  | 2  | 3  |   |
| 10/31  | at Cleveland     | 3                | 0 | 3  | 1   | 2     | 0.0 | 0.0 | 0   | 0  | 0  | 0  | 0  | 1              | 0 | 1  | 0   | 0     | 0.0 | 0.0  | 0   | 0  | 0  | 0  | 0  | 4                | 2  | 6  | 1   | 5     | 1.5  | 7.5   | 0    | 1  | 0  | 3  | 0  |   |
| 11/08  | Chicago          | 3                | 0 | 3  | 0   | 0     | 0.0 | 0.0 | 0   | 0  | 0  | 0  | 0  | 0              | 0 | 0  | 0   | 0.0   | 0.0 | 0    | 0   | 0  | 0  | 0  | 0  | 4                | 3  | 7  | 3   | 13    | 3.0  | 13.0  | 0    | 0  | 0  | 3  | 1  |   |
| 11/14  | Detroit          | 0                | 0 | 0  | 0   | 0     | 0.0 | 0.0 | 0   | 0  | 0  | 0  | 0  | 0              | 0 | 0  | 0   | 0.0   | 0.0 | 0    | 0   | 0  | 0  | 0  | 0  | 3                | 2  | 5  | 2   | 7     | 1.0  | 6.0   | 0    | 0  | 0  | 2  | 0  |   |
| 11/21  | at L.A. Chargers | 7                | 3 | 10 | 1   | 2     | 0.0 | 0.0 | 1   | 0  | 0  | 1  | 1  | 0              | 1 | 0  | 1   | 0     | 0.0 | 0.0  | 0   | 0  | 0  | 0  | 0  | ON INACTIVE LIST |    |    |     |       |      |       |      |    |    |    |    |   |
| 11/28  | at Cincinnati    | 3                | 1 | 4  | 0   | 0     | 0.0 | 0.0 | 0   | 0  | 0  | 0  | 0  | 2              | 2 | 0  | 0   | 0.0   | 0.0 | 0    | 0   | 0  | 0  | 1  | 0  | 1                | 1  | 2  | 0   | 0     | 0.0  | 0.0   | 0    | 0  | 0  | 0  | 0  |   |
| 12/05  | Baltimore        | 4                | 0 | 4  | 0   | 0     | 0.0 | 0.0 | 0   | 0  | 0  | 0  | 0  | 1              | 1 | 2  | 0   | 0.0   | 0.0 | 0    | 0   | 0  | 0  | 0  | 0  | 5                | 1  | 6  | 3   | 8     | 3.5  | 12.0  | 0    | 0  | 1  | 6  | 0  |   |
| 12/09  | at Minnesota     | 4                | 0 | 4  | 0   | 0     | 0.0 | 0.0 | 0   | 0  | 0  | 0  | 1  | 0              | 2 | 2  | 0   | 0.0   | 0.0 | 0    | 0   | 0  | 0  | 0  | 0  | 0                | 1  | 1  | 0   | 0     | 0.0  | 0.0   | 0    | 0  | 0  | 1  | 0  |   |
| 12/19  | Tennessee        | 2                | 1 | 3  | 0   | 0     | 0.0 | 0.0 | 0   | 0  | 1  | 0  | 0  | 1              | 2 | 3  | 0   | 1.0   | 8.0 | 0    | 0   | 0  | 0  | 0  | 0  | 4                | 1  | 5  | 1   | 10    | 1.5  | 15.0  | 0    | 1  | 0  | 4  | 0  |   |
| 12/26  | at Kansas City   | 0                | 0 | 0  | 0   | 0     | 0.0 | 0.0 | 0   | 0  | 0  | 0  | 0  | 0              | 1 | 1  | 0   | 0.0   | 0.0 | 0    | 0   | 0  | 0  | 0  | 0  | 1                | 0  | 1  | 0   | 0     | 0.0  | 0.0   | 0    | 0  | 0  | 0  | 0  |   |
| 01/03  | Cleveland        | 1                | 1 | 2  | 0   | 0     | 0.0 | 0.0 | 0   | 0  | 0  | 0  | 0  | 2              | 0 | 2  | 1   | 5     | 1.0 | 5.0  | 0   | 0  | 0  | 0  | 1  | 0                | 5  | 0  | 5   | 3     | 25   | 4.0   | 25.0 | 0  | 0  | 0  | 5  | 2 |
| 01/09  | at Baltimore     | 5                | 0 | 5  | 0   | 0     | 0.0 | 0.0 | 1   | 0  | 0  | 1  | 0  | 0              | 0 | 0  | 0   | 0.0   | 0.0 | 0    | 0   | 0  | 0  | 0  | 0  | 3                | 2  | 5  | 1   | 3     | 1.0  | 3.0   | 0    | 0  | 1  | 3  | 1  |   |
| TOTALS |                  | 44               | 8 | 52 | 4   | 13    |     |     | 2   | 0  | 1  | 0  | 6  | 6              | 8 | 14 | 1   | 5     | 2.0 | 13.0 | 0   | 0  | 1  | 2  | 0  | 48               | 16 | 64 | 21  | 100   | 22.5 | 111.5 | 0    | 3  | 5  | 39 | 7  |   |

|        |                  | AHKELLO WITHERSPOON |   |    |     |   |     |     |     |    |    |    | CHRIS WORMLEY |                           |    |    |     |     |     |      |     |    |    |    |    |   |
|--------|------------------|---------------------|---|----|-----|---|-----|-----|-----|----|----|----|---------------|---------------------------|----|----|-----|-----|-----|------|-----|----|----|----|----|---|
| DATE   | OPP.             | TFL                 |   |    |     |   |     |     |     |    |    |    | TFL           |                           |    |    |     |     |     |      |     |    |    |    |    |   |
|        |                  | S                   | A | TK | TFL | Y | SK  | SKY | INT | FR | FF | PR | PD            | S                         | A  | TK | TFL | Y   | SK  | SKY  | INT | FR | FF | PR | PD |   |
| 09/12  | at Buffalo       | ON INACTIVE LIST    |   |    |     |   |     |     |     |    |    |    | 0             | 1                         | 1  | 0  | 0   | 0.0 | 0.0 | 0    | 0   | 0  | 0  | 0  | 0  | 0 |
| 09/19  | Las Vegas        | 0                   | 0 | 0  | 0   | 0 | 0.0 | 0.0 | 0   | 0  | 0  | 0  | 0             | 1                         | 0  | 1  | 0   | 0   | 0.0 | 0.0  | 0   | 0  | 0  | 0  | 0  |   |
| 09/26  | Cincinnati       | ON INACTIVE LIST    |   |    |     |   |     |     |     |    |    |    | 2             | 2                         | 4  | 0  | 0   | 0.0 | 0.0 | 0    | 0   | 0  | 0  | 0  | 0  | 0 |
| 10/03  | at Green Bay     | ON INACTIVE LIST    |   |    |     |   |     |     |     |    |    |    | 3             | 1                         | 4  | 0  | 0   | 0.0 | 0.0 | 0    | 0   | 0  | 1  | 0  | 0  | 0 |
| 10/10  | Denver           | ON INACTIVE LIST    |   |    |     |   |     |     |     |    |    |    | 1             | 0                         | 1  | 0  | 0   | 0.0 | 0.0 | 0    | 0   | 0  | 0  | 0  | 0  | 0 |
| 10/17  | Seattle          | ON INACTIVE LIST    |   |    |     |   |     |     |     |    |    |    | 2             | 3                         | 5  | 0  | 0   | 0.5 | 7.5 | 0    | 0   | 0  | 0  | 0  | 1  | 1 |
| 10/31  | at Cleveland     | ON INACTIVE LIST    |   |    |     |   |     |     |     |    |    |    | 2             | 2                         | 4  | 1  | 5   | 1.0 | 5.0 | 0    | 0   | 0  | 0  | 1  | 0  | 1 |
| 11/08  | Chicago          | ON INACTIVE LIST    |   |    |     |   |     |     |     |    |    |    | 0             | 1                         | 1  | 0  | 0   | 0.0 | 0.0 | 0    | 0   | 0  | 0  | 0  | 0  | 0 |
| 11/14  | Detroit          | ON INACTIVE LIST    |   |    |     |   |     |     |     |    |    |    | 2             | 1                         | 3  | 0  | 0   | 0.0 | 0.0 | 0    | 0   | 0  | 0  | 0  | 0  | 0 |
| 11/21  | at L.A. Chargers | 2                   | 0 | 2  | 0   | 0 | 0.0 | 0.0 | 0   | 0  | 0  | 0  | 0             | 3                         | 1  | 4  | 0   | 0   | 0.0 | 0.0  | 0   | 0  | 0  | 0  | 0  |   |
| 11/28  | at Cincinnati    | 1                   | 0 | 1  | 1   | 1 | 0.0 | 0.0 | 0   | 0  | 0  | 0  | 1             | 2                         | 2  | 4  | 1   | 12  | 1.0 | 12.0 | 0   | 0  | 0  | 1  | 0  |   |
| 12/05  | Baltimore        | 5                   | 0 | 5  | 0   | 0 | 0.0 | 0.0 | 0   | 0  | 0  | 0  | 1             | 3                         | 2  | 5  | 2   | 18  | 2.5 | 19.0 | 0   | 0  | 0  | 3  | 0  |   |
| 12/09  | at Minnesota     | 4                   | 0 | 4  | 0   | 0 | 0.0 | 0.0 | 2   | 0  | 0  | 0  | 3             | 1                         | 1  | 2  | 0   | 0   | 0.0 | 0.0  | 0   | 0  | 0  | 2  | 0  |   |
| 12/19  | Tennessee        | 2                   | 0 | 2  | 0   | 0 | 0.0 | 0.0 | 0   | 0  | 0  | 0  | 0             | 4                         | 1  | 5  | 1   | 8   | 1.0 | 8.0  | 0   | 0  | 0  | 1  | 0  |   |
| 12/26  | at Kansas City   | 0                   | 0 | 0  | 0   | 0 | 0.0 | 0.0 | 0   | 0  | 0  | 0  | 1             | DID NOT PLAY (NON-INJURY) |    |    |     |     |     |      |     |    |    |    |    |   |
| 01/03  | Cleveland        | 0                   | 0 | 0  | 0   | 0 | 0.0 | 0.0 | 1   | 0  | 0  | 0  | 3             | RESERVE/COVID-19          |    |    |     |     |     |      |     |    |    |    |    |   |
| 01/09  | at Baltimore     | 0                   | 1 | 1  | 0   | 0 | 0.0 | 0.0 | 0   | 0  | 0  | 0  | 0             | 3                         | 4  | 7  | 1   | 4   | 1.0 | 4.0  | 0   | 0  | 0  | 1  | 1  |   |
| TOTALS |                  | 14                  | 1 | 15 | 1   | 1 | 0.0 | 0.0 | 3   | 0  | 0  | 0  | 9             | 29                        | 22 | 51 | 6   | 47  | 7.0 | 55.5 | 0   | 0  | 1  | 10 | 3  |   |

| 2021 POSTSEASON INDIVIDUAL DEFENSIVE GAME-BY-GAME STATS |                |                      |   |    |     |       |     |      |     |    |    |              |    |   |   |    |     |       |     |     |     |            |    |    |    |   |   |    |     |       |     |     |     |    |    |    |    |
|---|----------------|----------------------|---|----|-----|-------|-----|------|-----|----|----|--------------|----|---|---|----|-----|-------|-----|-----|-----|------------|----|----|----|---|---|----|-----|-------|-----|-----|-----|----|----|----|----|
|   |                | MONTRAVIUS ADAMS SR. |   |    |     |       |     |      |     |    |    | MARCUS ALLEN |    |   |   |    |     |       |     |     |     | DEVIN RUSH |    |    |    |   |   |    |     |       |     |     |     |    |    |    |    |
| DATE  | OPP.           | S                    | A | TK | TFL | TFL Y | SK  | SKY  | INT | FR | FF | PR           | PD | S | A | TK | TFL | TFL Y | SK  | SKY | INT | FR         | FF | PR | PD | S | A | TK | TFL | TFL Y | SK  | SKY | INT | FR | FF | PR | PD |
| 01/16   | at Kansas City | 2                    | 0 | 2  | 1   | 10    | 1.0 | 10.0 | 0   | 0  | 0  | 1            | 0  | 0 | 1 | 1  | 0   | 0     | 0.0 | 0.0 | 0   | 0          | 0  | 0  | 0  | 1 | 0 | 1  | 0   | 0     | 0.0 | 0.0 | 1   | 0  | 0  | 0  | 1  |
| TOTALS  |                | 2                    | 0 | 2  | 1   | 10    | 1.0 | 10.0 | 0   | 0  | 0  | 1            | 0  | 0 | 1 | 1  | 0   | 0     | 0.0 | 0.0 | 0   | 0          | 0  | 0  | 0  | 1 | 0 | 1  | 0   | 0     | 0.0 | 0.0 | 1   | 0  | 0  | 0  | 1  |

|        |                | TACO CHARLTON |   |    |     |       |     |     |     |    |    | TERRELL EDMUNDS |    |   |   |    |     |       |     |     |     | MINKAH FITZPATRICK |    |    |    |   |   |    |     |       |     |     |     |    |    |    |    |
|--------|----------------|---------------|---|----|-----|-------|-----|-----|-----|----|----|-----------------|----|---|---|----|-----|-------|-----|-----|-----|--------------------|----|----|----|---|---|----|-----|-------|-----|-----|-----|----|----|----|----|
| DATE   | OPP.           | S             | A | TK | TFL | TFL Y | SK  | SKY | INT | FR | FF | PR              | PD | S | A | TK | TFL | TFL Y | SK  | SKY | INT | FR                 | FF | PR | PD | S | A | TK | TFL | TFL Y | SK  | SKY | INT | FR | FF | PR | PD |
| 01/16  | at Kansas City | 1             | 0 | 1  | 0   | 0     | 0.0 | 0.0 | 0   | 0  | 0  | 1               | 0  | 6 | 0 | 6  | 0   | 0     | 0.0 | 0.0 | 0   | 0                  | 0  | 0  | 0  | 5 | 1 | 6  | 0   | 0     | 0.0 | 0.0 | 0   | 0  | 0  | 0  | 0  |
| TOTALS |                | 1             | 0 | 1  | 0   | 0     | 0.0 | 0.0 | 0   | 0  | 0  | 1               | 0  | 6 | 0 | 6  | 0   | 0     | 0.0 | 0.0 | 0   | 0                  | 0  | 0  | 0  | 5 | 1 | 6  | 0   | 0     | 0.0 | 0.0 | 0   | 0  | 0  | 0  | 0  |

|        |                | JOE HADEN |   |    |     |       |     |     |     |    |    | CAMERON HEYWARD |    |   |   |    |     |       |     |     |     | ALEX HIGHSMITH |    |    |    |   |   |    |     |       |     |      |     |    |    |    |    |
|--------|----------------|-----------|---|----|-----|-------|-----|-----|-----|----|----|-----------------|----|---|---|----|-----|-------|-----|-----|-----|----------------|----|----|----|---|---|----|-----|-------|-----|------|-----|----|----|----|----|
| DATE   | OPP.           | S         | A | TK | TFL | TFL Y | SK  | SKY | INT | FR | FF | PR              | PD | S | A | TK | TFL | TFL Y | SK  | SKY | INT | FR             | FF | PR | PD | S | A | TK | TFL | TFL Y | SK  | SKY  | INT | FR | FF | PR | PD |
| 01/16  | at Kansas City | 4         | 2 | 6  | 0   | 0     | 0.0 | 0.0 | 0   | 0  | 0  | 0               | 0  | 2 | 2 | 4  | 0   | 0     | 0.0 | 0.0 | 0   | 0              | 1  | 0  | 0  | 2 | 1 | 3  | 1   | 10    | 1.0 | 10.0 | 0   | 0  | 0  | 1  | 0  |
| TOTALS |                | 4         | 2 | 6  | 0   | 0     | 0.0 | 0.0 | 0   | 0  | 0  | 0               | 0  | 2 | 2 | 4  | 0   | 0     | 0.0 | 0.0 | 0   | 0              | 1  | 0  | 0  | 2 | 1 | 3  | 1   | 10    | 1.0 | 10.0 | 0   | 0  | 0  | 1  | 0  |

|        |                | MILES KILLEBREW |   |    |     |       |     |     |     |    |    | ISAIAHH LOUDERMILK |    |   |   |    |     |       |     |     |     | HENRY MONDEAUX |    |    |    |   |   |    |     |       |     |     |     |    |    |    |    |
|--------|----------------|-----------------|---|----|-----|-------|-----|-----|-----|----|----|--------------------|----|---|---|----|-----|-------|-----|-----|-----|----------------|----|----|----|---|---|----|-----|-------|-----|-----|-----|----|----|----|----|
| DATE   | OPP.           | S               | A | TK | TFL | TFL Y | SK  | SKY | INT | FR | FF | PR                 | PD | S | A | TK | TFL | TFL Y | SK  | SKY | INT | FR             | FF | PR | PD | S | A | TK | TFL | TFL Y | SK  | SKY | INT | FR | FF | PR | PD |
| 01/16  | at Kansas City | 0               | 1 | 1  | 0   | 0     | 0.0 | 0.0 | 0   | 0  | 0  | 0                  | 0  | 1 | 2 | 3  | 0   | 0     | 0.0 | 0.0 | 0   | 0              | 0  | 0  | 0  | 0 | 1 | 1  | 0   | 0     | 0.0 | 0.0 | 0   | 0  | 0  | 0  | 0  |
| TOTALS |                | 0               | 1 | 1  | 0   | 0     | 0.0 | 0.0 | 0   | 0  | 0  | 0                  | 0  | 1 | 2 | 3  | 0   | 0     | 0.0 | 0.0 | 0   | 0              | 0  | 0  | 0  | 0 | 1 | 1  | 0   | 0     | 0.0 | 0.0 | 0   | 0  | 0  | 0  | 0  |

|        |                | TRE NORWOOD |   |    |     |       |     |     |     |    |    | JOE SCHOBERT |    |   |   |    |     |       |     |     |     | ROBERT SPILLANE |    |    |    |   |   |    |     |       |     |     |     |    |    |    |    |
|--------|----------------|-------------|---|----|-----|-------|-----|-----|-----|----|----|--------------|----|---|---|----|-----|-------|-----|-----|-----|-----------------|----|----|----|---|---|----|-----|-------|-----|-----|-----|----|----|----|----|
| DATE   | OPP.           | S           | A | TK | TFL | TFL Y | SK  | SKY | INT | FR | FF | PR           | PD | S | A | TK | TFL | TFL Y | SK  | SKY | INT | FR              | FF | PR | PD | S | A | TK | TFL | TFL Y | SK  | SKY | INT | FR | FF | PR | PD |
| 01/16  | at Kansas City | 0           | 2 | 2  | 0   | 0     | 0.0 | 0.0 | 0   | 0  | 0  | 0            | 2  | 1 | 1 | 2  | 1   | 2     | 0.0 | 0.0 | 0   | 0               | 0  | 0  | 0  | 5 | 0 | 5  | 0   | 0     | 0.0 | 0.0 | 0   | 0  | 0  | 0  | 0  |
| TOTALS |                | 0           | 2 | 2  | 0   | 0     | 0.0 | 0.0 | 0   | 0  | 0  | 0            | 2  | 1 | 1 | 2  | 1   | 2     | 0.0 | 0.0 | 0   | 0               | 0  | 0  | 0  | 5 | 0 | 5  | 0   | 0     | 0.0 | 0.0 | 0   | 0  | 0  | 0  | 0  |

|        |                | CAMERON SUTTON |   |    |     |       |     |     |     |    |    | DERREK TUSZKA |    |   |   |    |     |       |     |     |     | T.J. WATT |    |    |    |   |   |    |     |       |     |      |     |    |    |    |    |
|--------|----------------|----------------|---|----|-----|-------|-----|-----|-----|----|----|---------------|----|---|---|----|-----|-------|-----|-----|-----|-----------|----|----|----|---|---|----|-----|-------|-----|------|-----|----|----|----|----|
| DATE   | OPP.           | S              | A | TK | TFL | TFL Y | SK  | SKY | INT | FR | FF | PR            | PD | S | A | TK | TFL | TFL Y | SK  | SKY | INT | FR        | FF | PR | PD | S | A | TK | TFL | TFL Y | SK  | SKY  | INT | FR | FF | PR | PD |
| 01/16  | at Kansas City | 5              | 0 | 5  | 1   | 4     | 0.0 | 0.0 | 0   | 0  | 0  | 0             | 0  | 1 | 0 | 1  | 1   | 4     | 0.0 | 0.0 | 0   | 0         | 0  | 0  | 0  | 3 | 0 | 3  | 2   | 16    | 1.0 | 14.0 | 0   | 1  | 0  | 3  | 1  |
| TOTALS |                | 5              | 0 | 5  | 1   | 4     | 0.0 | 0.0 | 0   | 0  | 0  | 0             | 0  | 1 | 0 | 1  | 1   | 4     | 0.0 | 0.0 | 0   | 0         | 0  | 0  | 0  | 3 | 0 | 3  | 2   | 16    | 1.0 | 14.0 | 0   | 1  | 0  | 3  | 1  |

|        |                | AHKELLO WITHERSPOON |   |    |     |       |     |     |     |    |    | CHRIS WORMLEY |    |   |   |    |     |       |     |     |     |    |    |    |    |  |  |  |  |  |  |  |  |
|--------|----------------|---------------------|---|----|-----|-------|-----|-----|-----|----|----|---------------|----|---|---|----|-----|-------|-----|-----|-----|----|----|----|----|--|--|--|--|--|--|--|--|
| DATE   | OPP.           | S                   | A | TK | TFL | TFL Y | SK  | SKY | INT | FR | FF | PR            | PD | S | A | TK | TFL | TFL Y | SK  | SKY | INT | FR | FF | PR | PD |  |  |  |  |  |  |  |  |
| 01/16  | at Kansas City | 2                   | 0 | 2  | 0   | 0     | 0.0 | 0.0 | 0   | 0  | 0  | 0             | 0  | 2 | 0 | 2  | 1   | 1     | 0.0 | 0.0 | 0   | 0  | 0  | 1  | 0  |  |  |  |  |  |  |  |  |
| TOTALS |                | 2                   | 0 | 2  | 0   | 0     | 0.0 | 0.0 | 0   | 0  | 0  | 0             | 0  | 2 | 0 | 2  | 1   | 1     | 0.0 | 0.0 | 0   | 0  | 0  | 1  | 0  |  |  |  |  |  |  |  |  |

| 2021 REGULAR SEASON INDIVIDUAL GAME-BY-GAME STATS |                  |               |     |     |    |    |                  |     |     |    |    |                    |     |      |    |    |
|---|------------------|---------------|-----|-----|----|----|------------------|-----|-----|----|----|--------------------|-----|------|----|----|
| FUMBLE RETURNS:                                   |                  | CHRIS BOSWELL |     |     |    |    | DEVIN BUSH       |     |     |    |    | MINKAH FITZPATRICK |     |      |    |    |
| DATE  | OPP              | NO.           | YDS | AVG | LG | TD | NO.              | YDS | AVG | LG | TD | NO.                | YDS | AVG  | LG | TD |
| 09/12   | at Buffalo       | 0             | 0   | 0.0 | -- | 0  | 0                | 0   | 0.0 | -- | 0  | 0                  | 0   | 0.0  | -- | 0  |
| 09/19   | Las Vegas        | 0             | 0   | 0.0 | -- | 0  | ON INACTIVE LIST |     |     |    |    | 0                  | 0   | 0.0  | -- | 0  |
| 09/26   | Cincinnati       | 0             | 0   | 0.0 | -- | 0  | 0                | 0   | 0.0 | -- | 0  | 0                  | 0   | 0.0  | -- | 0  |
| 10/03   | at Green Bay     | 0             | 0   | 0.0 | -- | 0  | 0                | 0   | 0.0 | -- | 0  | 0                  | 0   | 0.0  | -- | 0  |
| 10/10   | Denver           | 0             | 0   | 0.0 | -- | 0  | 0                | 0   | 0.0 | -- | 0  | 0                  | 0   | 0.0  | -- | 0  |
| 10/17   | Seattle          | 0             | 0   | 0.0 | -- | 0  | 1                | 0   | 0.0 | -- | 0  | 0                  | 0   | 0.0  | -- | 0  |
| 10/31   | at Cleveland     | 0             | 0   | 0.0 | -- | 0  | 0                | 0   | 0.0 | -- | 0  | 0                  | 0   | 0.0  | -- | 0  |
| 11/08   | Chicago          | 1             | 0   | 0.0 | -- | 0  | 0                | 0   | 0.0 | -- | 0  | 0                  | 0   | 0.0  | -- | 0  |
| 11/14   | Detroit          | 0             | 0   | 0.0 | -- | 0  | 0                | 0   | 0.0 | -- | 0  | 0                  | 0   | 0.0  | -- | 0  |
| 11/21   | at L.A. Chargers | 0             | 0   | 0.0 | -- | 0  | 0                | 0   | 0.0 | -- | 0  | RESERVE/COVID-19   |     |      |    |    |
| 11/28   | at Cincinnati    | 0             | 0   | 0.0 | -- | 0  | 0                | 0   | 0.0 | -- | 0  | 0                  | 0   | 0.0  | -- | 0  |
| 12/05   | Baltimore        | 0             | 0   | 0.0 | -- | 0  | 0                | 0   | 0.0 | -- | 0  | 0                  | 0   | 0.0  | -- | 0  |
| 12/09   | at Minnesota     | 0             | 0   | 0.0 | -- | 0  | 0                | 0   | 0.0 | -- | 0  | 0                  | 0   | 0.0  | -- | 0  |
| 12/19   | Tennessee        | 0             | 0   | 0.0 | -- | 0  | 0                | 0   | 0.0 | -- | 0  | 1                  | -1  | -1.0 | -1 | 0  |
| 12/26   | at Kansas City   | 0             | 0   | 0.0 | -- | 0  | RESERVE/COVID-19 |     |     |    |    | 0                  | 0   | 0.0  | -- | 0  |
| 01/03   | Cleveland        | 0             | 0   | 0.0 | -- | 0  | RESERVE/COVID-19 |     |     |    |    | 0                  | 0   | 0.0  | -- | 0  |
| 01/09   | at Baltimore     | 0             | 0   | 0.0 | -- | 0  | 0                | 0   | 0.0 | -- | 0  | 0                  | 0   | 0.0  | -- | 0  |
| TOTALS  |                  | 1             | 0   | 0.0 | -- | 0  | 1                | 0   | 0.0 | -- | 0  | 1                  | -1  | -1.0 | -1 | 0  |

| FUMBLE RETURNS: |                  | CAMERON HEYWARD |     |     |    |    | HENRY MONDEAUX |     |     |    |    | T.J. WATT        |     |     |    |    |
|-----------------|------------------|-----------------|-----|-----|----|----|----------------|-----|-----|----|----|------------------|-----|-----|----|----|
| DATE            | OPP              | NO.             | YDS | AVG | LG | TD | NO.            | YDS | AVG | LG | TD | NO.              | YDS | AVG | LG | TD |
| 09/12           | at Buffalo       | 1               | 0   | 0.0 | -- | 0  | PRACTICE SQUAD |     |     |    |    | 0                | 0   | 0.0 | -- | 0  |
| 09/19           | Las Vegas        | 0               | 0   | 0.0 | -- | 0  | DID NOT PLAY   |     |     |    |    | 0                | 0   | 0.0 | -- | 0  |
| 09/26           | Cincinnati       | 0               | 0   | 0.0 | -- | 0  | 0              | 0   | 0.0 | -- | 0  | ON INACTIVE LIST |     |     |    |    |
| 10/03           | at Green Bay     | 0               | 0   | 0.0 | -- | 0  | 0              | 0   | 0.0 | -- | 0  | 1                | 0   | 0.0 | -- | 0  |
| 10/10           | Denver           | 0               | 0   | 0.0 | -- | 0  | 0              | 0   | 0.0 | -- | 0  | 0                | 0   | 0.0 | -- | 0  |
| 10/17           | Seattle          | 0               | 0   | 0.0 | -- | 0  | 0              | 0   | 0.0 | -- | 0  | 0                | 0   | 0.0 | -- | 0  |
| 10/31           | at Cleveland     | 0               | 0   | 0.0 | -- | 0  | 0              | 0   | 0.0 | -- | 0  | 1                | 0   | 0.0 | -- | 0  |
| 11/08           | Chicago          | 0               | 0   | 0.0 | -- | 0  | 0              | 0   | 0.0 | -- | 0  | 0                | 0   | 0.0 | -- | 0  |
| 11/14           | Detroit          | 0               | 0   | 0.0 | -- | 0  | 0              | 0   | 0.0 | -- | 0  | 0                | 0   | 0.0 | -- | 0  |
| 11/21           | at L.A. Chargers | 0               | 0   | 0.0 | -- | 0  | 0              | 0   | 0.0 | -- | 0  | ON INACTIVE LIST |     |     |    |    |
| 11/28           | at Cincinnati    | 0               | 0   | 0.0 | -- | 0  | 0              | 0   | 0.0 | -- | 0  | 0                | 0   | 0.0 | -- | 0  |
| 12/05           | Baltimore        | 0               | 0   | 0.0 | -- | 0  | 0              | 0   | 0.0 | -- | 0  | 0                | 0   | 0.0 | -- | 0  |
| 12/09           | at Minnesota     | 0               | 0   | 0.0 | -- | 0  | 0              | 0   | 0.0 | -- | 0  | 0                | 0   | 0.0 | -- | 0  |
| 12/19           | Tennessee        | 0               | 0   | 0.0 | -- | 0  | 0              | 0   | 0.0 | -- | 0  | 1                | 0   | 0.0 | -- | 0  |
| 12/26           | at Kansas City   | 0               | 0   | 0.0 | -- | 0  | 0              | 0   | 0.0 | -- | 0  | 0                | 0   | 0.0 | -- | 0  |
| 01/03           | Cleveland        | 0               | 0   | 0.0 | -- | 0  | 0              | 0   | 0.0 | -- | 0  | 0                | 0   | 0.0 | -- | 0  |
| 01/09           | at Baltimore     | 0               | 0   | 0.0 | -- | 0  | 1              | 0   | 0.0 | -- | 0  | 0                | 0   | 0.0 | -- | 0  |
| TOTALS          |                  | 1               | 0   | 0.0 | -- | 0  | 1              | 0   | 0.0 | -- | 0  | 3                | 0   | 0.0 | -- | 0  |

| 2021 POSTSEASON INDIVIDUAL GAME-BY-GAME STATS |                |           |     |  |  |      |  |  |     |  |  |    |  |  |  |  |
|---|----------------|-----------|-----|--|--|------|--|--|-----|--|--|----|--|--|--|--|
| FUMBLE RETURNS:                               |                | T.J. WATT |     |  |  |      |  |  |     |  |  |    |  |  |  |  |
| DATE  | OPP.           | NO.       | YDS |  |  | AVG  |  |  | LG  |  |  | TD |  |  |  |  |
| 01/16   | at Kansas City | 1         | 26  |  |  | 26.0 |  |  | 26t |  |  | 1  |  |  |  |  |
| TOTALS  |                | 1         | 26  |  |  | 26.0 |  |  | 26t |  |  | 1  |  |  |  |  |



| 2021 REGULAR SEASON INDIVIDUAL GAME-BY-GAME STATS |                  |                 |     |      |    |    |                    |     |      |    |    |                 |     |     |    |    |             |     |     |    |    |
|---|------------------|-----------------|-----|------|----|----|--------------------|-----|------|----|----|-----------------|-----|-----|----|----|-------------|-----|-----|----|----|
| INTERCEPTION RETURNS:                             |                  | TERRELL EDMUNDS |     |      |    |    | MINKAH FITZPATRICK |     |      |    |    | CAMERON HEYWARD |     |     |    |    | TRE NORWOOD |     |     |    |    |
| DATE  | OPP.             | NO.             | YDS | AVG  | LG | TD | NO.                | YDS | AVG  | LG | TD | NO.             | YDS | AVG | LG | TD | NO.         | YDS | AVG | LG | TD |
| 09/12   | at Buffalo       | 0               | 0   | 0.0  | -- | 0  | 0                  | 0   | 0.0  | -- | 0  | 0               | 0   | 0.0 | -- | 0  | 0           | 0   | 0.0 | -- | 0  |
| 09/19   | Las Vegas        | 0               | 0   | 0.0  | -- | 0  | 0                  | 0   | 0.0  | -- | 0  | 0               | 0   | 0.0 | -- | 0  | 0           | 0   | 0.0 | -- | 0  |
| 09/26   | Cincinnati       | 1               | 15  | 15.0 | 15 | 0  | 0                  | 0   | 0.0  | -- | 0  | 0               | 0   | 0.0 | -- | 0  | 0           | 0   | 0.0 | -- | 0  |
| 10/03   | at Green Bay     | 0               | 0   | 0.0  | -- | 0  | 0                  | 0   | 0.0  | -- | 0  | 0               | 0   | 0.0 | -- | 0  | 0           | 0   | 0.0 | -- | 0  |
| 10/10   | Denver           | 0               | 0   | 0.0  | -- | 0  | 0                  | 0   | 0.0  | -- | 0  | 0               | 0   | 0.0 | -- | 0  | 0           | 0   | 0.0 | -- | 0  |
| 10/17   | Seattle          | 0               | 0   | 0.0  | -- | 0  | 0                  | 0   | 0.0  | -- | 0  | 0               | 0   | 0.0 | -- | 0  | 0           | 0   | 0.0 | -- | 0  |
| 10/31   | at Cleveland     | 0               | 0   | 0.0  | -- | 0  | 0                  | 0   | 0.0  | -- | 0  | 0               | 0   | 0.0 | -- | 0  | 0           | 0   | 0.0 | -- | 0  |
| 11/08   | Chicago          | 0               | 0   | 0.0  | -- | 0  | 0                  | 0   | 0.0  | -- | 0  | 1               | 0   | 0.0 | -- | 0  | 0           | 0   | 0.0 | -- | 0  |
| 11/14   | Detroit          | 0               | 0   | 0.0  | -- | 0  | 0                  | 0   | 0.0  | -- | 0  | 0               | 0   | 0.0 | -- | 0  | 0           | 0   | 0.0 | -- | 0  |
| 11/21   | at L.A. Chargers | 0               | 0   | 0.0  | -- | 0  | RESERVE/COVID-19   |     |      |    |    | 0               | 0   | 0.0 | -- | 0  | 0           | 0   | 0.0 | -- | 0  |
| 11/28   | at Cincinnati    | 0               | 0   | 0.0  | -- | 0  | 1                  | 18  | 18.0 | 18 | 0  | 0               | 0   | 0.0 | -- | 0  | 0           | 0   | 0.0 | -- | 0  |
| 12/05   | Baltimore        | 0               | 0   | 0.0  | -- | 0  | 1                  | 0   | 0.0  | -- | 0  | 0               | 0   | 0.0 | -- | 0  | 0           | 0   | 0.0 | -- | 0  |
| 12/09   | at Minnesota     | 0               | 0   | 0.0  | -- | 0  | 0                  | 0   | 0.0  | -- | 0  | 0               | 0   | 0.0 | -- | 0  | 0           | 0   | 0.0 | -- | 0  |
| 12/19   | Tennessee        | 0               | 0   | 0.0  | -- | 0  | 0                  | 0   | 0.0  | -- | 0  | 0               | 0   | 0.0 | -- | 0  | 0           | 0   | 0.0 | -- | 0  |
| 12/26   | at Kansas City   | 0               | 0   | 0.0  | -- | 0  | 0                  | 0   | 0.0  | -- | 0  | 0               | 0   | 0.0 | -- | 0  | 0           | 0   | 0.0 | -- | 0  |
| 01/03   | Cleveland        | 0               | 0   | 0.0  | -- | 0  | 0                  | 0   | 0.0  | -- | 0  | 0               | 0   | 0.0 | -- | 0  | 1           | 0   | 0.0 | -- | 0  |
| 01/09   | at Baltimore     | 1               | 0   | 0.0  | -- | 0  | 0                  | 0   | 0.0  | -- | 0  | 0               | 0   | 0.0 | -- | 0  | 0           | 0   | 0.0 | -- | 0  |
| TOTALS  |                  | 2               | 15  | 7.5  | 15 | 0  | 2                  | 18  | 9.0  | 18 | 0  | 1               | 0   | 0.0 | -- | 0  | 1           | 0   | 0.0 | -- | 0  |

| INTERCEPTION RETURNS: |                  | JAMES PIERRE |     |     |    |    | JOE SCHOBERT     |     |      |    |    | CAMERON SUTTON   |     |     |    |    | AHKELLO WITHERSPOON |     |      |    |    |
|-----------------------|------------------|--------------|-----|-----|----|----|------------------|-----|------|----|----|------------------|-----|-----|----|----|---------------------|-----|------|----|----|
| DATE                  | OPP.             | NO.          | YDS | AVG | LG | TD | NO.              | YDS | AVG  | LG | TD | NO.              | YDS | AVG | LG | TD | NO.                 | YDS | AVG  | LG | TD |
| 09/12                 | at Buffalo       | 0            | 0   | 0.0 | -- | 0  | 0                | 0   | 0.0  | -- | 0  | 0                | 0   | 0.0 | -- | 0  | ON INACTIVE LIST    |     |      |    |    |
| 09/19                 | Las Vegas        | 0            | 0   | 0.0 | -- | 0  | 0                | 0   | 0.0  | -- | 0  | 0                | 0   | 0.0 | -- | 0  | 0                   | 0   | 0.0  | -- | 0  |
| 09/26                 | Cincinnati       | 0            | 0   | 0.0 | -- | 0  | 0                | 0   | 0.0  | -- | 0  | 0                | 0   | 0.0 | -- | 0  | ON INACTIVE LIST    |     |      |    |    |
| 10/03                 | at Green Bay     | 0            | 0   | 0.0 | -- | 0  | 0                | 0   | 0.0  | -- | 0  | 0                | 0   | 0.0 | -- | 0  | ON INACTIVE LIST    |     |      |    |    |
| 10/10                 | Denver           | 1            | 0   | 0.0 | -- | 0  | 0                | 0   | 0.0  | -- | 0  | ON INACTIVE LIST |     |     |    |    | ON INACTIVE LIST    |     |      |    |    |
| 10/17                 | Seattle          | 0            | 0   | 0.0 | -- | 0  | 0                | 0   | 0.0  | -- | 0  | 0                | 0   | 0.0 | -- | 0  | ON INACTIVE LIST    |     |      |    |    |
| 10/31                 | at Cleveland     | 0            | 0   | 0.0 | -- | 0  | 0                | 0   | 0.0  | -- | 0  | 0                | 0   | 0.0 | -- | 0  | ON INACTIVE LIST    |     |      |    |    |
| 11/08                 | Chicago          | 0            | 0   | 0.0 | -- | 0  | 0                | 0   | 0.0  | -- | 0  | 0                | 0   | 0.0 | -- | 0  | ON INACTIVE LIST    |     |      |    |    |
| 11/14                 | Detroit          | 0            | 0   | 0.0 | -- | 0  | 0                | 0   | 0.0  | -- | 0  | 0                | 0   | 0.0 | -- | 0  | ON INACTIVE LIST    |     |      |    |    |
| 11/21                 | at L.A. Chargers | 0            | 0   | 0.0 | -- | 0  | 0                | 0   | 0.0  | -- | 0  | 1                | 4   | 4.0 | 4  | 0  | 0                   | 0   | 0.0  | -- | 0  |
| 11/28                 | at Cincinnati    | 0            | 0   | 0.0 | -- | 0  | 0                | 0   | 0.0  | -- | 0  | 0                | 0   | 0.0 | -- | 0  | 0                   | 0   | 0.0  | -- | 0  |
| 12/05                 | Baltimore        | 0            | 0   | 0.0 | -- | 0  | 0                | 0   | 0.0  | -- | 0  | 0                | 0   | 0.0 | -- | 0  | 0                   | 0   | 0.0  | -- | 0  |
| 12/09                 | at Minnesota     | 0            | 0   | 0.0 | -- | 0  | 0                | 0   | 0.0  | -- | 0  | 0                | 0   | 0.0 | -- | 0  | 2                   | 45  | 22.5 | 41 | 0  |
| 12/19                 | Tennessee        | 0            | 0   | 0.0 | -- | 0  | 1                | 23  | 23.0 | 23 | 0  | 0                | 0   | 0.0 | -- | 0  | 0                   | 0   | 0.0  | -- | 0  |
| 12/26                 | at Kansas City   | 0            | 0   | 0.0 | -- | 0  | 0                | 0   | 0.0  | -- | 0  | 0                | 0   | 0.0 | -- | 0  | 0                   | 0   | 0.0  | -- | 0  |
| 01/03                 | Cleveland        | 0            | 0   | 0.0 | -- | 0  | RESERVE/COVID-19 |     |      |    |    | 0                | 0   | 0.0 | -- | 0  | 1                   | 0   | 0.0  | -- | 0  |
| 01/09                 | at Baltimore     | 0            | 0   | 0.0 | -- | 0  | 0                | 0   | 0.0  | -- | 0  | 1                | 0   | 0.0 | -- | 0  | 0                   | 0   | 0.0  | -- | 0  |
| TOTALS                |                  | 1            | 0   | 0.0 | -- | 0  | 1                | 23  | 23.0 | 23 | 0  | 2                | 4   | 2.0 | 4  | 0  | 3                   | 45  | 15.0 | 41 | 0  |

| 2021 POSTSEASON INDIVIDUAL GAME-BY-GAME STATS |                |            |     |      |    |    |
|---|----------------|------------|-----|------|----|----|
| INTERCEPTION RETURNS:                         |                | DEVIN BUSH |     |      |    |    |
| DATE  | OPP.           | NO.        | YDS | AVG  | LG | TD |
| 01/16   | at Kansas City | 1          | 10  | 10.0 | 10 | 0  |
| TOTALS  |                | 1          | 10  | 10.0 | 10 | 0  |

| 2021 REGULAR SEASON INDIVIDUAL SPECIAL TEAMS GAME-BY-GAME STATS |                  |                  |     |     |               |     |     |                      |     |     |                     |     |     |
|---|------------------|------------------|-----|-----|---------------|-----|-----|----------------------|-----|-----|---------------------|-----|-----|
|   |                  | MARCUS ALLEN     |     |     | CHRIS BOSWELL |     |     | JULYSEES GILBERT III |     |     | PRESSLEY HARVIN III |     |     |
| DATE  | OPP.             | TKL              | AST | TOT | TKL           | AST | TOT | TKL                  | AST | TOT | TKL                 | AST | TOT |
| 09/12   | at Buffalo       | 0                | 0   | 0   | 0             | 0   | 0   | 1                    | 0   | 1   | 0                   | 0   | 0   |
| 09/19   | Las Vegas        | 0                | 0   | 0   | 0             | 0   | 0   | 0                    | 0   | 0   | 0                   | 0   | 0   |
| 09/26   | Cincinnati       | 0                | 0   | 0   | 0             | 0   | 0   | 0                    | 0   | 0   | 0                   | 0   | 0   |
| 10/03   | at Green Bay     | 0                | 0   | 0   | 0             | 0   | 0   | 0                    | 0   | 0   | 0                   | 0   | 0   |
| 10/10   | Denver           | 0                | 0   | 0   | 0             | 0   | 0   | 0                    | 1   | 1   | 0                   | 0   | 0   |
| 10/17   | Seattle          | 0                | 0   | 0   | 0             | 0   | 0   | 0                    | 1   | 1   | 0                   | 0   | 0   |
| 10/31   | at Cleveland     | 0                | 0   | 0   | 0             | 0   | 0   | 0                    | 0   | 0   | 0                   | 0   | 0   |
| 11/08   | Chicago          | 0                | 0   | 0   | 0             | 0   | 0   | 1                    | 0   | 1   | 0                   | 0   | 0   |
| 11/14   | Detroit          | 1                | 0   | 1   | 0             | 0   | 0   | 0                    | 1   | 1   | 1                   | 0   | 1   |
| 11/21   | at L.A. Chargers | 1                | 0   | 1   | 0             | 0   | 0   | 0                    | 0   | 0   | 0                   | 0   | 0   |
| 11/28   | at Cincinnati    | 0                | 0   | 0   | 0             | 0   | 0   | 0                    | 0   | 0   | 0                   | 0   | 0   |
| 12/05   | Baltimore        | 0                | 0   | 0   | 0             | 0   | 0   | 0                    | 0   | 0   | 0                   | 0   | 0   |
| 12/09   | at Minnesota     | 0                | 0   | 0   | 0             | 0   | 0   | 1                    | 0   | 1   | 0                   | 0   | 0   |
| 12/19   | Tennessee        | 0                | 0   | 0   | 0             | 0   | 0   | 1                    | 0   | 1   | 0                   | 0   | 0   |
| 12/26   | at Kansas City   | RESERVE/COVID-19 |     |     |               |     | 0   | 0                    | 0   | 1   | 0                   | 0   | 1   |
| 01/03   | Cleveland        | 0                | 1   | 1   | 0             | 0   | 0   | 3                    | 0   | 3   | ON INACTIVE LIST    |     |     |
| 01/09   | at Baltimore     | 1                | 2   | 3   | 0             | 0   | 0   | 1                    | 1   | 2   | 0                   | 0   | 0   |
| TOTALS  |                  | 3                | 3   | 6   | 0             | 0   | 0   | 9                    | 4   | 13  | 1                   | 0   | 1   |

| DATE   | OPP              | BUDDY JOHNSON             |     |     | JAMIR JONES |     |     | MILES KILLEBREW |     |     | CHRISTIAN KUNTZ |     |     |
|--------|------------------|---------------------------|-----|-----|-------------|-----|-----|-----------------|-----|-----|-----------------|-----|-----|
|        |                  | TKL                       | AST | TOT | TKL         | AST | TOT | TKL             | AST | TOT | TKL             | AST | TOT |
| 09/12  | at Buffalo       | 0                         | 0   | 0   | 0           | 0   | 0   | 0               | 0   | 0   | 0               | 0   | 0   |
| 09/19  | Las Vegas        | 0                         | 0   | 0   | 1           | 0   | 1   | 0               | 0   | 0   | 0               | 0   | 0   |
| 09/26  | Cincinnati       | DID NOT PLAY (NON-INJURY) |     |     | 1           | 0   | 1   | 0               | 0   | 0   | 0               | 0   | 0   |
| 10/03  | at Green Bay     | ON INACTIVE LIST          |     |     | Rams        |     |     | 1               | 1   | 2   | 1               | 0   | 1   |
| 10/10  | Denver           | ON INACTIVE LIST          |     |     | Rams        |     |     | 0               | 0   | 0   | 1               | 0   | 1   |
| 10/17  | Seattle          | ON INACTIVE LIST          |     |     | Rams        |     |     | 0               | 1   | 1   | 0               | 0   | 0   |
| 10/31  | at Cleveland     | ON INACTIVE LIST          |     |     | Rams        |     |     | 2               | 0   | 2   | 0               | 0   | 0   |
| 11/08  | Chicago          | ON INACTIVE LIST          |     |     | Rams        |     |     | 0               | 0   | 0   | 0               | 0   | 0   |
| 11/14  | Detroit          | ON INACTIVE LIST          |     |     | Rams        |     |     | 0               | 0   | 0   | 0               | 0   | 0   |
| 11/21  | at L.A. Chargers | ON INACTIVE LIST          |     |     | Rams        |     |     | 1               | 0   | 1   | 0               | 0   | 0   |
| 11/28  | at Cincinnati    | ON INACTIVE LIST          |     |     | Rams        |     |     | 0               | 0   | 0   | 0               | 0   | 0   |
| 12/05  | Baltimore        | 1                         | 0   | 1   | Rams        |     |     | 0               | 1   | 1   | 0               | 0   | 0   |
| 12/09  | at Minnesota     | 1                         | 0   | 1   | Rams        |     |     | 0               | 0   | 0   | 0               | 0   | 0   |
| 12/19  | Tennessee        | ON INACTIVE LIST          |     |     | Rams        |     |     | 0               | 0   | 0   | 0               | 0   | 0   |
| 12/26  | at Kansas City   | ON INACTIVE LIST          |     |     | Rams        |     |     | 0               | 0   | 0   | 0               | 0   | 0   |
| 01/03  | Cleveland        | ON INACTIVE LIST          |     |     | Jaguars     |     |     | 0               | 0   | 0   | 0               | 0   | 0   |
| 01/09  | at Baltimore     | INJURED RESERVE           |     |     | Jaguars     |     |     | 0               | 0   | 0   | 0               | 0   | 0   |
| TOTALS |                  | 2                         | 0   | 2   | 2           | 0   | 2   | 4               | 3   | 7   | 2               | 0   | 2   |

| DATE   | OPP.             | JUSTIN LAYNE |     |     | ARTHUR MAULET    |     |     | RAY-RAY MCCLOUD  |     |     | TRE NORWOOD |     |     |
|--------|------------------|--------------|-----|-----|------------------|-----|-----|------------------|-----|-----|-------------|-----|-----|
|        |                  | TKL          | AST | TOT | TKL              | AST | TOT | TKL              | AST | TOT | TKL         | AST | TOT |
| 09/12  | at Buffalo       | 0            | 1   | 1   | 1                | 0   | 1   | 0                | 0   | 0   | 1           | 0   | 1   |
| 09/19  | Las Vegas        | 0            | 1   | 1   | 0                | 0   | 0   | 0                | 0   | 0   | 0           | 0   | 0   |
| 09/26  | Cincinnati       | 1            | 0   | 1   | 0                | 0   | 0   | 0                | 0   | 0   | 0           | 0   | 0   |
| 10/03  | at Green Bay     | 0            | 0   | 0   | 0                | 0   | 0   | 0                | 0   | 0   | 0           | 0   | 0   |
| 10/10  | Denver           | 1            | 0   | 1   | 0                | 0   | 0   | 0                | 0   | 0   | 0           | 0   | 0   |
| 10/17  | Seattle          | 1            | 0   | 1   | 0                | 0   | 0   | 0                | 0   | 0   | 0           | 0   | 0   |
| 10/31  | at Cleveland     | 0            | 0   | 0   | 0                | 0   | 0   | 0                | 0   | 0   | 0           | 0   | 0   |
| 11/08  | Chicago          | 2            | 0   | 2   | 0                | 0   | 0   | 0                | 0   | 0   | 0           | 0   | 0   |
| 11/14  | Detroit          | 1            | 0   | 1   | 0                | 0   | 0   | 0                | 0   | 0   | 0           | 0   | 0   |
| 11/21  | at L.A. Chargers | 0            | 0   | 0   | 0                | 0   | 0   | 0                | 0   | 0   | 0           | 0   | 0   |
| 11/28  | at Cincinnati    | 1            | 0   | 1   | 0                | 0   | 0   | RESERVE/COVID-19 |     |     | 0           | 0   | 0   |
| 12/05  | Baltimore        | 0            | 0   | 0   | 0                | 0   | 0   | 0                | 0   | 0   | 0           | 1   | 1   |
| 12/09  | at Minnesota     | 0            | 0   | 0   | 0                | 0   | 0   | 0                | 0   | 0   | 0           | 0   | 0   |
| 12/19  | Tennessee        | 1            | 0   | 1   | 0                | 0   | 0   | 0                | 0   | 0   | 0           | 0   | 0   |
| 12/26  | at Kansas City   | 0            | 0   | 0   | 0                | 0   | 0   | 0                | 0   | 0   | 0           | 0   | 0   |
| 01/03  | Cleveland        | 1            | 1   | 2   | RESERVE/COVID-19 |     |     | 0                | 0   | 0   | 0           | 0   | 0   |
| 01/09  | at Baltimore     | 0            | 0   | 0   | 0                | 0   | 0   | 0                | 0   | 0   | 1           | 0   | 1   |
| TOTALS |                  | 9            | 3   | 12  | 1                | 0   | 1   | 0                | 0   | 0   | 2           | 1   | 3   |

| DATE   | OPP.             | JAMES PIERRE |     |     | KEVIN RADER      |     |     | BENNY SNELL JR. |     |     | ROBERT SPILLANE  |     |     |
|--------|------------------|--------------|-----|-----|------------------|-----|-----|-----------------|-----|-----|------------------|-----|-----|
|        |                  | TKL          | AST | TOT | TKL              | AST | TOT | TKL             | AST | TOT | TKL              | AST | TOT |
| 09/12  | at Buffalo       | 0            | 1   | 1   | PRACTICE SQUAD   |     |     | 0               | 1   | 1   | ON INACTIVE LIST |     |     |
| 09/19  | Las Vegas        | 0            | 1   | 1   | PRACTICE SQUAD   |     |     | 0               | 0   | 0   | 0                | 2   | 2   |
| 09/26  | Cincinnati       | 1            | 0   | 1   | PRACTICE SQUAD   |     |     | 0               | 0   | 0   | 0                | 0   | 0   |
| 10/03  | at Green Bay     | 0            | 0   | 0   | PRACTICE SQUAD   |     |     | 0               | 0   | 0   | 1                | 0   | 1   |
| 10/10  | Denver           | 0            | 0   | 0   | PRACTICE SQUAD   |     |     | 0               | 0   | 0   | 0                | 0   | 0   |
| 10/17  | Seattle          | 0            | 1   | 1   | PRACTICE SQUAD   |     |     | 1               | 0   | 1   | 1                | 0   | 1   |
| 10/31  | at Cleveland     | 0            | 0   | 0   | PRACTICE SQUAD   |     |     | 0               | 0   | 0   | 1                | 0   | 1   |
| 11/08  | Chicago          | 1            | 0   | 1   | PRACTICE SQUAD   |     |     | 0               | 0   | 0   | 0                | 0   | 0   |
| 11/14  | Detroit          | 0            | 2   | 2   | PRACTICE SQUAD   |     |     | 0               | 1   | 1   | 1                | 1   | 2   |
| 11/21  | at L.A. Chargers | 0            | 0   | 0   | PRACTICE SQUAD   |     |     | 0               | 0   | 0   | 1                | 1   | 2   |
| 11/28  | at Cincinnati    | 0            | 0   | 0   | ON INACTIVE LIST |     |     | 1               | 0   | 1   | RESERVE/COVID-19 |     |     |
| 12/05  | Baltimore        | 0            | 1   | 1   | 0                | 0   | 0   | 0               | 0   | 0   | INACTIVE         |     |     |
| 12/09  | at Minnesota     | 0            | 0   | 0   | 0                | 0   | 0   | 0               | 0   | 0   | 0                | 0   | 0   |
| 12/19  | Tennessee        | 1            | 0   | 1   | ON INACTIVE LIST |     |     | 0               | 1   | 1   | 0                | 1   | 1   |
| 12/26  | at Kansas City   | 0            | 0   | 0   | 0                | 0   | 0   | 0               | 0   | 0   | 0                | 0   | 0   |
| 01/03  | Cleveland        | 0            | 0   | 0   | 2                | 1   | 3   | 1               | 1   | 2   | 0                | 0   | 0   |
| 01/09  | at Baltimore     | 0            | 1   | 1   | 0                | 0   | 0   | 0               | 0   | 0   | 1                | 0   | 1   |
| TOTALS |                  | 3            | 7   | 10  | 2                | 1   | 3   | 3               | 4   | 7   | 6                | 5   | 11  |

| DATE   | OPP.             | DERREK TUSZKA  |     |     | DEREK WATT |     |     | CODY WHITE     |     |     |
|--------|------------------|----------------|-----|-----|------------|-----|-----|----------------|-----|-----|
|        |                  | TKL            | AST | TOT | TKL        | AST | TOT | TKL            | AST | TOT |
| 09/12  | at Buffalo       | PRACTICE SQUAD |     |     | 1          | 0   | 1   | PRACTICE SQUAD |     |     |
| 09/19  | Las Vegas        | PRACTICE SQUAD |     |     | 0          | 0   | 0   | PRACTICE SQUAD |     |     |
| 09/26  | Cincinnati       | PRACTICE SQUAD |     |     | 1          | 0   | 1   | 0              | 0   | 0   |
| 10/03  | at Green Bay     | 0              | 0   | 0   | 1          | 0   | 1   | 0              | 0   | 0   |
| 10/10  | Denver           | 1              | 0   | 1   | 0          | 1   | 1   | 0              | 0   | 0   |
| 10/17  | Seattle          | 0              | 0   | 0   | 2          | 0   | 2   | 0              | 0   | 0   |
| 10/31  | at Cleveland     | 0              | 0   | 0   | 0          | 0   | 0   | 0              | 0   | 0   |
| 11/08  | Chicago          | 0              | 0   | 0   | 1          | 0   | 1   | 1              | 1   | 2   |
| 11/14  | Detroit          | 0              | 0   | 0   | 1          | 0   | 1   | 0              | 1   | 1   |
| 11/21  | at L.A. Chargers | 0              | 0   | 0   | 0          | 0   | 0   | 0              | 0   | 0   |
| 11/28  | at Cincinnati    | 0              | 0   | 0   | 1          | 0   | 1   | 0              | 0   | 0   |
| 12/05  | Baltimore        | 0              | 0   | 0   | 0          | 1   | 1   | 1              | 0   | 1   |
| 12/09  | at Minnesota     | 0              | 0   | 0   | 1          | 0   | 1   | 0              | 0   | 0   |
| 12/19  | Tennessee        | 0              | 0   | 0   | 0          | 0   | 0   | 0              | 0   | 0   |
| 12/26  | at Kansas City   | 1              | 0   | 1   | 0          | 0   | 0   | 0              | 0   | 0   |
| 01/03  | Cleveland        | 0              | 0   | 0   | 1          | 2   | 3   | 0              | 0   | 0   |
| 01/09  | at Baltimore     | 0              | 0   | 0   | 0          | 0   | 0   | 0              | 0   | 0   |
| TOTALS |                  | 2              | 0   | 2   | 10         | 4   | 14  | 2              | 2   | 4   |

| 2021 POSTSEASON INDIVIDUAL SPECIAL TEAMS GAME-BY-GAME STATS |                |              |     |     |                 |     |     |              |     |     |
|---|----------------|--------------|-----|-----|-----------------|-----|-----|--------------|-----|-----|
| DATE  | OPP.           | MARCUS ALLEN |     |     | MILES KILLEBREW |     |     | JUSTIN LAYNE |     |     |
|   |                | TKL          | AST | TOT | TKL             | AST | TOT | TKL          | AST | TOT |
| 01/16   | at Kansas City | 0            | 1   | 1   | 1               | 1   | 2   | 1            | 0   | 1   |
| TOTALS  |                | 0            | 1   | 1   | 1               | 1   | 2   | 1            | 0   | 1   |

| DATE   | OPP.           | DERREK TUSZKA |     |     | DEREK WATT |     |     |
|--------|----------------|---------------|-----|-----|------------|-----|-----|
|        |                | TKL           | AST | TOT | TKL        | AST | TOT |
| 01/16  | at Kansas City | 0             | 1   | 1   | 2          | 0   | 2   |
| TOTALS |                | 0             | 1   | 1   | 2          | 0   | 2   |

| 2021 REGULAR SEASON INDIVIDUAL GAME-BY-GAME STATS |                  |                     |       |      |    |       |    |      |
|---|------------------|---------------------|-------|------|----|-------|----|------|
| PASSING:  |                  | PRESSLEY HARVIN III |       |      |    |       |    |      |
| DATE  | OPP.             | NO.                 | YDS   | AVG  | TB | IN 20 | LG | NET  |
| 09/12   | at Buffalo       | 5                   | 207   | 41.4 | 0  | 2     | 51 | 41.2 |
| 09/19   | Las Vegas        | 4                   | 197   | 49.3 | 0  | 3     | 59 | 42.8 |
| 09/26   | Cincinnati       | 4                   | 162   | 40.5 | 0  | 1     | 50 | 38.3 |
| 10/03   | at Green Bay     | 3                   | 102   | 34.0 | 0  | 1     | 45 | 34.0 |
| 10/10   | Denver           | 2                   | 119   | 59.5 | 0  | 0     | 63 | 46.5 |
| 10/17   | Seattle          | 7                   | 335   | 47.9 | 1  | 4     | 58 | 42.1 |
| 10/31   | at Cleveland     | 4                   | 176   | 44.0 | 0  | 1     | 56 | 43.8 |
| 11/08   | Chicago          | 5                   | 196   | 39.2 | 1  | 2     | 46 | 35.2 |
| 11/14   | Detroit          | 6                   | 280   | 46.7 | 1  | 3     | 61 | 31.5 |
| 11/21   | at L.A. Chargers | 1                   | 46    | 46.0 | 0  | 0     | 46 | 47.0 |
| 11/28   | at Cincinnati    | 5                   | 190   | 38.0 | 0  | 2     | 42 | 34.6 |
| 12/05   | Baltimore        | 5                   | 217   | 43.4 | 0  | 1     | 64 | 41.0 |
| 12/09   | at Minnesota     | 6                   | 258   | 43.0 | 0  | 1     | 49 | 37.8 |
| 12/19   | Tennessee        | 5                   | 199   | 39.8 | 0  | 1     | 51 | 30.2 |
| 12/26   | at Kansas City   | ON INACTIVE LIST    |       |      |    |       |    |      |
| 01/03   | Cleveland        | ON INACTIVE LIST    |       |      |    |       |    |      |
| 01/09   | at Baltimore     | 8                   | 298   | 37.3 | 0  | 3     | 49 | 37.3 |
| TOTALS  |                  | 70                  | 2,982 | 42.6 | 3  | 25    | 64 | 38.0 |

| 2021 POSTSEASON INDIVIDUAL GAME-BY-GAME STATS |                |                     |     |      |    |       |    |      |
|---|----------------|---------------------|-----|------|----|-------|----|------|
| PASSING:                                      |                | PRESSLEY HARVIN III |     |      |    |       |    |      |
| DATE  | OPP.           | NO.                 | YDS | AVG  | TB | IN 20 | LG | NET  |
| 01/16   | at Kansas City | 7                   | 348 | 49.7 | 0  | 1     | 56 | 40.9 |
| TOTALS  |                | 7                   | 348 | 49.7 | 0  | 1     | 56 | 40.9 |

| 2021 REGULAR SEASON INDIVIDUAL GAME-BY-GAME STATS |                  |               |       |       |       |     |       |     |     |        |    |
|---|------------------|---------------|-------|-------|-------|-----|-------|-----|-----|--------|----|
| FIELD GOALS:                                      |                  | CHRIS BOSWELL |       |       |       |     |       |     |     |        |    |
| DATE  | OPP.             | 0-19          | 20-29 | 30-39 | 40-49 | 50+ | TOTAL | FGM | FGA | PCT    | LG |
| 09/12   | at Buffalo       | 0/0           | 2/2   | 0/0   | 1/1   | 0/0 | 3/3   | 3   | 3   | 100.0% | 45 |
| 09/19   | Las Vegas        | 0/0           | 0/0   | 0/0   | 0/0   | 1/1 | 1/1   | 1   | 1   | 100.0% | 56 |
| 09/26   | Cincinnati       | 0/0           | 1/1   | 0/0   | 0/1   | 0/0 | 1/2   | 1   | 2   | 50.0%  | 26 |
| 10/03   | at Green Bay     | 0/0           | 0/0   | 0/0   | 0/0   | 1/1 | 1/1   | 1   | 1   | 100.0% | 52 |
| 10/10   | Denver           | 0/0           | 0/0   | 0/0   | 2/2   | 0/0 | 2/2   | 2   | 2   | 100.0% | 48 |
| 10/17   | Seattle          | 0/0           | 1/1   | 1/1   | 0/0   | 1/1 | 3/3   | 3   | 3   | 100.0% | 52 |
| 10/31   | at Cleveland     | 0/0           | 0/0   | 1/1   | 0/0   | 0/0 | 1/1   | 1   | 1   | 100.0% | 31 |
| 11/08   | Chicago          | 0/0           | 0/0   | 0/0   | 1/1   | 2/2 | 3/3   | 3   | 3   | 100.0% | 54 |
| 11/14   | Detroit          | 0/0           | 2/2   | 0/0   | 0/0   | 1/1 | 3/3   | 3   | 3   | 100.0% | 51 |
| 11/21   | at L.A. Chargers | 0/0           | 0/0   | 2/2   | 1/1   | 0/0 | 3/3   | 3   | 3   | 100.0% | 45 |
| 11/28   | at Cincinnati    | 0/0           | 0/0   | 0/0   | 1/1   | 0/0 | 1/1   | 1   | 1   | 100.0% | 40 |
| 12/05   | Baltimore        | 0/0           | 0/0   | 0/0   | 1/1   | 1/1 | 2/2   | 2   | 2   | 100.0% | 53 |
| 12/09   | at Minnesota     | 0/0           | 0/0   | 0/0   | 0/1   | 0/0 | 0/1   | 0   | 1   | 0.0%   | 0  |
| 12/19   | Tennessee        | 0/0           | 1/1   | 1/1   | 2/2   | 0/1 | 4/5   | 4   | 5   | 80.0%  | 48 |
| 12/26   | at Kansas City   | 0/0           | 0/0   | 1/2   | 0/0   | 0/0 | 1/2   | 1   | 2   | 50.0%  | 34 |
| 01/03   | Cleveland        | 0/0           | 1/1   | 1/1   | 1/1   | 1/1 | 4/4   | 4   | 4   | 100.0% | 50 |
| 01/09   | at Baltimore     | 0/0           | 1/1   | 1/1   | 1/1   | 0/0 | 3/3   | 3   | 3   | 100.0% | 40 |
| TOTALS  |                  | 0/0           | 9/9   | 8/9   | 11/13 | 8/9 | 36/40 | 36  | 40  | 90.0%  | 56 |

| 2021 REGULAR SEASON INDIVIDUAL GAME-BY-GAME STATS |                  |                  |     |      |    |    |    |   |     |      |    |    |    |
|---|------------------|------------------|-----|------|----|----|----|---|-----|------|----|----|----|
| KICKOFF RETURNS:                                  |                  | RAY-RAY MCCLOUD  |     |      |    |    |    | ANTHONY MCFARLAND JR.                   |     |      |    |    |    |
| DATE  | OPP.             | NO.              | YDS | AVG  | LG | FC | TD | NO.                                     | YDS | AVG  | LG | FC | TD |
| 09/12   | at Buffalo       | 0                | 0   | 0.0  | 0  | 0  | 0  | INJURED RESERVE                         |     |      |    |    |    |
| 09/19   | Las Vegas        | 4                | 92  | 23.0 | 28 | 0  | 0  | INJURED RESERVE                         |     |      |    |    |    |
| 09/26   | Cincinnati       | 1                | 22  | 22.0 | 22 | 0  | 0  | INJURED RESERVE                         |     |      |    |    |    |
| 10/03   | at Green Bay     | 3                | 99  | 33.0 | 40 | 0  | 0  | INJURED RESERVE                         |     |      |    |    |    |
| 10/10   | Denver           | 2                | 35  | 17.5 | 20 | 0  | 0  | INJURED RESERVE                         |     |      |    |    |    |
| 10/17   | Seattle          | 3                | 73  | 24.3 | 37 | 0  | 0  | INJURED RESERVE - DESIGNATED FOR RETURN |     |      |    |    |    |
| 10/31   | at Cleveland     | 2                | 44  | 22.0 | 25 | 0  | 0  | 0                                       | 0   | 0.0  | 0  | 0  | 0  |
| 11/08   | Chicago          | 2                | 40  | 20.0 | 21 | 0  | 0  | ON INACTIVE LIST                        |     |      |    |    |    |
| 11/14   | Detroit          | 2                | 35  | 17.5 | 21 | 0  | 0  | ON INACTIVE LIST                        |     |      |    |    |    |
| 11/21   | at L.A. Chargers | 2                | 63  | 31.5 | 33 | 0  | 0  | ON INACTIVE LIST                        |     |      |    |    |    |
| 11/28   | at Cincinnati    | RESERVE/COVID-19 |     |      |    |    |    | 3                                       | 73  | 24.3 | 25 | 0  | 0  |
| 12/05   | Baltimore        | 3                | 46  | 15.3 | 19 | 0  | 0  | ON INACTIVE LIST                        |     |      |    |    |    |
| 12/09   | at Minnesota     | 3                | 62  | 20.7 | 23 | 0  | 0  | INACTIVE                                |     |      |    |    |    |
| 12/19   | Tennessee        | 2                | 38  | 19.0 | 20 | 0  | 0  | ON INACTIVE LIST                        |     |      |    |    |    |
| 12/26   | at Kansas City   | 3                | 61  | 20.3 | 29 | 0  | 0  | RESERVE/COVID-19                        |     |      |    |    |    |
| 01/03   | Cleveland        | 0                | 0   | 0.0  | 0  | 0  | 0  | RESERVE/COVID-19                        |     |      |    |    |    |
| 01/09   | at Baltimore     | 3                | 66  | 22.0 | 32 | 0  | 0  | ON INACTIVE LIST                        |     |      |    |    |    |
| TOTALS  |                  | 35               | 776 | 22.2 | 40 | 0  | 0  | 3                                       | 73  | 24.3 | 25 | 0  | 0  |

| 2021 POSTSEASON INDIVIDUAL GAME-BY-GAME STATS |                |                 |     |      |    |    |    |  |  |  |  |
|---|----------------|-----------------|-----|------|----|----|----|--|--|--|--|
| KICKOFF RETURNS:                              |                | RAY-RAY MCCLOUD |     |      |    |    |    |  |  |  |  |
| DATE  | OPP.           | NO.             | YDS | AVG  | LG | FC | TD |  |  |  |  |
| 01/16   | at Kansas City | 3               | 66  | 22.0 | 29 | 0  | 0  |  |  |  |  |
| TOTALS  |                | 3               | 66  | 22.0 | 29 | 0  | 0  |  |  |  |  |

| 2021 REGULAR SEASON INDIVIDUAL GAME-BY-GAME STATS |                  |                  |     |      |    |    |    |                  |     |     |    |    |    |
|---|------------------|------------------|-----|------|----|----|----|------------------|-----|-----|----|----|----|
| PUNT RETURNS:                                     |                  | RAY-RAY MCCLOUD  |     |      |    |    |    | CAMERON SUTTON   |     |     |    |    |    |
| DATE  | OPP.             | NO.              | YDS | AVG  | LG | FC | TD | NO.              | YDS | AVG | LG | FC | TD |
| 09/12   | at Buffalo       | 1                | 5   | 5.0  | 5  | 0  | 0  | 0                | 0   | 0.0 | 0  | 0  | 0  |
| 09/19   | Las Vegas        | 2                | 21  | 10.5 | 15 | 1  | 0  | 0                | 0   | 0.0 | 0  | 0  | 0  |
| 09/26   | Cincinnati       | 1                | 14  | 14.0 | 14 | 2  | 0  | 0                | 0   | 0.0 | 0  | 0  | 0  |
| 10/03   | at Green Bay     | 1                | 14  | 14.0 | 14 | 1  | 0  | 0                | 0   | 0.0 | 0  | 0  | 0  |
| 10/10   | Denver           | 1                | 0   | 0.0  | 0  | 3  | 0  | ON INACTIVE LIST |     |     |    |    |    |
| 10/17   | Seattle          | 4                | 29  | 7.3  | 14 | 0  | 0  | 0                | 0   | 0.0 | 0  | 0  | 0  |
| 10/31   | at Cleveland     | 2                | 29  | 14.5 | 19 | 0  | 0  | 0                | 0   | 0.0 | 0  | 0  | 0  |
| 11/08   | Chicago          | 4                | 28  | 7.0  | 14 | 1  | 0  | 0                | 0   | 0.0 | 0  | 0  | 0  |
| 11/14   | Detroit          | 6                | 54  | 9.0  | 13 | 1  | 0  | 0                | 0   | 0.0 | 0  | 0  | 0  |
| 11/21   | at L.A. Chargers | 0                | 0   | 0.0  | 0  | 0  | 0  | 0                | 0   | 0.0 | 0  | 0  | 0  |
| 11/28   | at Cincinnati    | RESERVE/COVID-19 |     |      |    |    |    | 2                | 3   | 1.5 | 3  | 0  | 0  |
| 12/05   | Baltimore        | 4                | 33  | 8.3  | 14 | 0  | 0  | 0                | 0   | 0.0 | 0  | 0  | 0  |
| 12/09   | at Minnesota     | 1                | 8   | 8.0  | 8  | 1  | 0  | 0                | 0   | 0.0 | 0  | 0  | 0  |
| 12/19   | Tennessee        | 3                | 39  | 13.0 | 17 | 0  | 0  | 0                | 0   | 0.0 | 0  | 0  | 0  |
| 12/26   | at Kansas City   | 1                | 20  | 20.0 | 20 | 0  | 0  | 0                | 0   | 0.0 | 0  | 0  | 0  |
| 01/03   | Cleveland        | 5                | 44  | 8.8  | 15 | 0  | 0  | 0                | 0   | 0.0 | 0  | 0  | 0  |
| 01/09   | at Baltimore     | 2                | 29  | 14.5 | 23 | 2  | 0  | 0                | 0   | 0.0 | 0  | 0  | 0  |
| TOTALS  |                  | 38               | 367 | 9.7  | 23 | 12 | 0  | 2                | 3   | 1.5 | 3  | 0  | 0  |

| 2021 POSTSEASON INDIVIDUAL GAME-BY-GAME STATS |                |                 |     |     |    |    |    |  |  |  |  |
|---|----------------|-----------------|-----|-----|----|----|----|--|--|--|--|
| PUNT RETURNS:                                 |                | RAY-RAY MCCLOUD |     |     |    |    |    |  |  |  |  |
| DATE  | OPP.           | NO.             | YDS | AVG | LG | FC | TD |  |  |  |  |
| 01/16   | at Kansas City | 2               | 13  | 6.5 | 8  | 2  | 0  |  |  |  |  |
| TOTALS  |                | 2               | 13  | 6.5 | 8  | 2  | 0  |  |  |  |  |



# 2021 Steelers Postseason History

- ◆ **Steelers In the Postseason**
- ◆ **Steelers Postseason Experience**
- ◆ **Steelers Postseason Game Summaries**
- ◆ **Steelers Postseason Records**







Pittsburgh 0  
Philadelphia 21

1947 NFL DIVISIONAL (DEC. 21, 1947)



**PHILADELPHIA** — The Eagles of coach Earle (Greasy) Neale were on the rise, destined to play the next three NFL title games, whereas Jock Sutherland's Steelers—the last of the Single-Wing offenses to make the playoffs—would have only one winning season in the next decade and that is how each played.

The Eagles capitalized early on a Pittsburgh error. Pete Pihos blocked a punt by Bob Cifers, and the Eagles gained possession at the Steelers' 14. Two plays later, Tommy Thompson threw a 15-yard touchdown pass to Steve Van Buren. The next period, Thompson went to the air again and found Jack Ferrante for 28 yards and a score that made it 14-0.

In the third quarter, the punting game again got the Steelers into trouble. Cifers out-kicked his coverage and Bosh Pritchard wound his way through the Pittsburgh defense, going 79 yards for the final score.

Going into the game the Steelers were torn by controversy. The players demanded an extra paycheck for the playoff. Although they got their money, they outraged their coach Jock Sutherland, who proceeded to hold his pre-game practices outdoors in the snow and ice.

| GAME SUMMARY |   |   |   |   |    |
|--------------|---|---|---|---|----|
|              | 1 | 2 | 3 | 4 | F  |
| STEELERS     | 0 | 0 | 0 | 0 | 0  |
| Eagles       | 7 | 7 | 7 | 0 | 21 |

| TEAM | Q | PLAY  | SCORE |
|------|---|---|-------|
| PHI  | 1 | Van Buren 15 pass from Thompson (Patton kick) | 0-7   |
| PHI  | 2 | Ferrante 28 pass from Thompson (Patton kick)  | 0-14  |
| PHI  | 3 | Pritchard 79 punt return (Patton kick)        | 0-21  |



Pittsburgh 10  
Detroit 17

1962 PLAYOFF BOWL (JAN. 6, 1963)



**MIAMI** — The Steelers and Lions met in the third game of what was known as the Playoff Bowl. From 1960-66, the Playoff Bowl was played in Miami, Fla., consisting of the runners-up in each division. Detroit won its third consecutive Playoff Bowl, a 17-10 victory over the Steelers.

In what was a very physical game, the Steelers lost three key starters throughout the game. Halfback Willie Daniel sustained a concussion and a broken jaw, eventual Hall-of-Fame fullback John Henry Johnson left the game with a concussion, and tackle Dan James fractured his leg.

The Lions had the only scoring opportunity of the first quarter, however, a Wayne Walker 27-yard field goal attempt was wide left. He had a second chance in the second quarter and connected to give the Lions a 3-0 lead. The Steelers answered with a five-yard touchdown run by Dick Hoak, giving them a 7-3 lead. Detroit scored on their following drive thanks to a 20-yard pass from Milt Plum to Ken Webb, to give the Lions a 10-7 lead at halftime.

The Steelers tied the game halfway through the third quarter when Lou Michaels kicked a 40-yard field goal.

Detroit clinched the game with an 80-yard, four-play drive. Plum hit Dan Lewis for a gain of 73 yards. Then Ken Webb clinched the victory for the Lions with a three-yard touchdown run.

Bobby Layne replaced Ed Brown at quarterback with 7:46 remaining in the game and almost completed a Steelers' comeback. However, his effort fell short. Layne did complete 4-of-8 passes for 69 yards and one interception.

| GAME SUMMARY |   |    |   |   |    |
|--------------|---|----|---|---|----|
|              | 1 | 2  | 3 | 4 | F  |
| STEELERS     | 0 | 7  | 3 | 0 | 10 |
| Lions        | 0 | 10 | 7 | 0 | 17 |

| TEAM | Q | PLAY                                 | SCORE |
|------|---|--------------------------------------|-------|
| DET  | 2 | Walker 27 FG                         | 0-3   |
| PIT  | 2 | Hoak 5 run (Michaels kick)           | 7-3   |
| DET  | 2 | Webb 20 pass from Plum (Walker kick) | 7-10  |
| PIT  | 3 | Michaels 40 FG                       | 10-10 |
| DET  | 3 | Webb 2 run (Walker kick)             | 10-17 |



Oakland 7  
Pittsburgh 13

1972 AFC DIVISIONAL PLAYOFF (DEC. 23, 1972)



**PITTSBURGH** — Two unusual plays, one perhaps the oddest—and certainly the most controversial—in the long history of professional football, provided most of the offense in the final two minutes of what had been a tension-filled defensive struggle.

Field goals of 18 and 20 yards by Roy Gerela had given Pittsburgh a 6-0 lead. QB Ken Stabler erased it as he scrambled 30 yards on a broken play to put Oakland in front with one minute and 13 seconds remaining.

Down to their last play, the Steelers were 60 yards from the Oakland goal when rookie Franco Harris made an incredible shoe-top catch off a ricocheted pass and ran 42 yards for the TD.

The dispute on the game-winning play centered on whether the flight of the ball was altered by the contact of Oakland's Jack Tatum or the Steelers' John "Frenchy" Fuqua.

GAME SUMMARY

|          | 1 | 2 | 3 | 4  | F  |
|----------|---|---|---|----|----|
| Oakland  | 0 | 0 | 0 | 7  | 7  |
| STEELERS | 0 | 0 | 3 | 10 | 13 |

| TEAM Q | PLAY                                       | DRIVE       | SCORE |
|--------|--|-------------|-------|
| PIT 3  | Gerela 18 FG                               | 12-78, 5:08 | 3-0   |
| PIT 4  | Gerela 29 FG                               | 5-13, 2:15  | 6-0   |
| OAK 4  | Stabler 30 run (Blanda kick)               | 12-80, 2:29 | 6-7   |
| PIT 4  | Harris 60 pass from Bradshaw (Gerela kick) | 6-80, 1:13  | 13-7  |

INDIVIDUAL STATISTICS

|         |   |
|---------|---|
| RUSHING | PIT – Harris 18-64; Fuqua 16-25; Bradshaw 2-19.   |
|         | OAK – Hubbard 14-44; Smith 14-57; Davis 2-7; Stabler 1-30, 1 TD.  |
|         | PIT – Bradshaw 25-11-1, 175 1 TD  |
| PASSING | OAK – Lamonica 18-6-2, 45; Stabler 12-6-0, 57   |
|         | PIT – Shanklin 3-55; Harris 5-96, 1 TD; McMakin 1-9; Young 1-4; Fuqua 1-11. OAK – Hubbard 1-2; Biletnikoff 3-28; Smith 2-8; Chester 3-40; Otto 1-5; Banaszak 1-12; Siani 1-7. |
|         |   |

TEAM STATISTICS

|                 | Raiders    | Steelers   |
|-----------------|------------|------------|
| First Downs     | 13 (9-4-0) | 13 (7-6-0) |
| Third Downs     | 5-16 (31%) | 6-18 (33%) |
| Total Net Yards | 216        | 252        |
| Plays-Avg.      | 65-3.5     | 64-4.0     |
| Rushing Yards   | 138        | 108        |
| Att.-Avg.       | 31-4.5     | 36-3.0     |
| Passing Yards   | 78         | 144        |
| Sacked by Opp.  | 4-24       | 3-31       |
| Att.-Comp.-Int. | 30-12-2    | 25-11-1    |
| Punts-Avg.      | 7-45.1     | 7-48.2     |
| Penalties       | 2-15       | 1-5        |
| Fumbles-Lost    | 3-2        | 0-0        |



Miami 21  
Pittsburgh 17

1972 AFC CHAMPIONSHIP (DEC. 31, 1972)



**PITTSBURGH** — The Steelers stumbled on the last step to a Super Bowl berth when QB Bob Griese rallied the unbeaten Miami Dolphins.

Actually, the outcome may have been determined on a trick play. With the Steelers leading 7-0 by virtue of a TD the first time they had the ball, Larry Seiple ran 37 yards on a fake punt deep into Pittsburgh territory.

The play took away the Steelers' early momentum and led to the Dolphins tying score. After a field goal early in the third quarter gave Pittsburgh its last lead, Griese took over from Earl Morrall and drove his team 80 yards for the go-ahead TD.

A blocked field goal attempt paved the way for Miami's third TD. Terry Bradshaw made it necessary as he returned to the game after suffering a first quarter head injury. He completed four straight passes for 71 yards to pull his team within four points, but two interceptions ended Pittsburgh's Cinderella season.

GAME SUMMARY

|          | 1 | 2 | 3 | 4 | F  |
|----------|---|---|---|---|----|
| Dolphins | 0 | 7 | 7 | 7 | 21 |
| STEELERS | 7 | 0 | 3 | 7 | 17 |

| TEAM Q | PLAY  | DRIVE       | SCORE |
|--------|---|-------------|-------|
| PIT 1  | Mullins recovered Bradshaw fumble in end zone (Gerela kick) | 11-48, 6:44 | 7-0   |
| MIA 2  | Csonka 9 pass from Morrall (Yepremian kick)                 | 6-54, 3:03  | 7-7   |
| PIT 3  | Gerela 14 FG  | 9-73, 4:00  | 10-7  |
| MIA 3  | Kiick 2 run (Yepremian kick)                                | 12-80, 6:29 | 10-14 |
| MIA 4  | Kiick 3 run (Yepremian kick)                                | 11-49, 5:22 | 10-21 |
| PIT 4  | Young 12 pass from Bradshaw (Gerela kick)                   | 4-71, 2:04  | 17-21 |

INDIVIDUAL STATISTICS

|         |  |
|---------|--|
| RUSHING | MIA – Morris 16-76; Csonka 24-68; Seiple 1-37; Kiick 8-12, 2 TD. PIT – Harris 16-76; Fuqua 8-47; Bradshaw 2-5.   |
|         | MIA – Morrall 11-7-1, 51, 1 TD; Griese 5-3-0, 70.  |
|         | PIT – Bradshaw 10-5-2, 80, 1 TD; Hanratty 10-5-0, 57.  |
| PASSING | MIA – Fleming 5-50; Warfield 2-63; Csonka 1-9, 1 TD; Mandich 1-5; Morris 1-(-6). PIT – Young 4-54, 1 TD; Shanklin 2-49; Harris 2-3; McMakin 1-22; Brown 1-9. |
|         |  |
|         |  |

TEAM STATISTICS

|                 | Dolphins    | Steelers   |
|-----------------|-------------|------------|
| First Downs     | 19 (11-6-2) | 13 (6-6-1) |
| Third Downs     | 9-20 (45%)  | 5-12 (42%) |
| Total Net Yards | 314         | 250        |
| Plays-Avg.      | 65-4.8      | 46-5.4     |
| Rushing Yards   | 193         | 128        |
| Att.-Avg.       | 49-3.9      | 26-4.9     |
| Passing Yards   | 121         | 122        |
| Att.-Comp.-Int. | 16-10-1     | 20-10-2    |
| Punts-Avg.      | 4-35.5      | 4-51.3     |
| Penalties-Yds.  | 2-19        | 4-30       |
| Fumbles-Lost    | 0-0         | 2-0        |



Pittsburgh 14  
Oakland 33

1973 AFC WILD CARD (DEC. 22, 1973)



**OAKLAND** — The Raiders got a full measure of revenge for three straight losses to the Steelers, including one on the opening round of the AFC playoffs in 1972.

Oakland drove 80 yards for a touchdown the first time they had the ball and quarterback Ken Stabler mixed a strong inside running game with accurate short passes, a pattern he was to follow all afternoon.

A Steelers' touchdown late in the second quarter narrowed the halftime score to 10-7.

The Raiders added field goals on their first two third-quarter possessions. Two plays after the second one Willie Brown picked off a Terry Bradshaw pass in the flat and returned it 54 yards to put the game out of reach.

A fourth George Blanda field goal preceded Bradshaw's second touchdown pass—a 26-yarder to Frank Lewis.

GAME SUMMARY

|          | 1 | 2 | 3  | 4  | F  |
|----------|---|---|----|----|----|
| STEELERS | 0 | 7 | 0  | 7  | 14 |
| Raiders  | 7 | 3 | 13 | 10 | 33 |

| TEAM Q | PLAY                                       | SCORE |
|--------|--|-------|
| OAK 1  | Hubbard 1 run (Blanda kick)                | 0-7   |
| OAK 2  | Blanda 25 FG                               | 0-10  |
| PIT 2  | Pearson 4 pass from Bradshaw (Gerela kick) | 7-10  |
| OAK 3  | Blanda 31 FG                               | 7-13  |
| OAK 3  | Blanda 22 FG                               | 7-16  |
| OAK 3  | Brown 54 Interception return (Blanda kick) | 7-23  |
| OAK 4  | Blanda 10 FG                               | 7-26  |
| PIT 4  | Lewis 26 pass from Bradshaw (Gerela kick)  | 14-26 |
| OAK 4  | Hubbard 1 run (Blanda kick)                | 14-33 |

INDIVIDUAL STATISTICS

|           |   |   |
|-----------|---|---|
| RUSHING   | <b>PIT</b> – Harris 10-29; Pearson 4-14; Fuqua 3-13; Bradshaw 3-9.  |   |
|           | <b>OAK</b> – Hubbard 20-91, 2 TD; Smith 17-73; Davis 12-48; Banaszak 5-17; Moore 1-3.   |   |
|           | <b>PASSING</b>  | <b>PIT</b> – Bradshaw 12-25-3, 167, 2 TD. |
|           | <b>OAK</b> – Stabler 14-17-0, 142.  |   |
| RECEIVING | <b>PIT</b> – Lewis 4-70, 1 TD, Fuqua 4-52; B. Pearson 2-7 1 TD; P. Pearson 1-24; Williams 1-14. <b>OAK</b> – Siani 5-68; Moore 3-26; Smith 2-10; Hubbard 1-17; Biletnikoff 1-8; |   |
|           |   |   |
|           |   |   |
|           |   |   |

TEAM STATISTICS

|                 |             |
|-----------------|-------------|
| Steelers        | Raiders     |
| First Downs     | 15 (2-10-3) |
| Third Downs     | 5-11 (45%)  |
| Total Net Yards | 223         |
| Plays-Avg.      | 46-4.8      |
| Rushing Yards   | 65          |
| Att.-Avg.       | 20-3.2      |
| Passing Yards   | 158         |
| Att.-Comp.-Int. | 25-12-3     |
| Punts-Avg.      | 5-41.6      |
| Penalties-Yds.  | 4-60        |



Buffalo 14  
Pittsburgh 32

1974 AFC DIVISIONAL PLAYOFF (DEC. 22, 1974)



**PITTSBURGH** — The Steelers' offense took the pressure off their defensive teammates early by exploding for four second-quarter touchdowns as Terry Bradshaw played one of the finest games of his pro career.

Trailing 7-3 after young Joe Ferguson led the Bills on a well-executed 56-yard drive, the Steelers went ahead for good when Bradshaw connected with Rocky Bleier for a 27-yard scoring toss. Before the halftime intermission, Franco Harris ripped off three touchdown runs in less than five minutes to tie an NFL record and put the game out of Buffalo's reach.

Harris' middle score was set up by Lynn Swann's sensational diving catch on the Buffalo four-yard line that was the game's biggest play and probably the turning point.

The game's most crucial turnover, a Jim Braxton fumble after he had run 30 yards into Steelers' territory, preceded that Pittsburgh series.

The big halftime margin forced the Bills out of their normal ball-control offense and Ferguson was greatly handicapped as he threw 15 times in the second half against a stacked defense. While Buffalo played catch-up, the Steelers were content to run the ball. Bradshaw threw just five times in the final half.

GAME SUMMARY

|          | 1 | 2  | 3 | 4 | F  |
|----------|---|----|---|---|----|
| Bills    | 7 | 0  | 7 | 0 | 14 |
| STEELERS | 3 | 26 | 0 | 3 | 32 |

| TEAM Q | PLAY  | SCORE |
|--------|---|-------|
| PIT 1  | Gerela 21 FG                                  | 0-3   |
| BUF 1  | Seymour 22 pass from Ferguson (Leyboldt kick) | 7-3   |
| PIT 2  | Bleier 27 pass from Bradshaw (kick failed)    | 7-9   |
| PIT 2  | Harris 1 run (Gerela kick)                    | 7-16  |
| PIT 2  | Harris 4 run (kick failed)                    | 7-22  |
| PIT 2  | Harris 1 run (Gerela kick)                    | 7-29  |
| BUF 3  | Simpson 3 pass from Ferguson (Leyboldt kick)  | 14-29 |
| PIT 4  | Gerela 22 FG                                  | 14-32 |

INDIVIDUAL STATISTICS

|  |
|--|
| BUF — Simpson 15-49; Braxton 5-48; Ferguson 1-3.   |
| PIT — Harris 24-74, 2 TD; Bradshaw 5-48; Bleier 14-45; Davis 5-32; Swann 2-24; Gilliam 1-12. |
| BUF — Ferguson 26-11-0, 164, 2 TD.   |
| PIT — Bradshaw 19-12-0 203, 1 TD; Gilliam 2-0-0.   |
| BUF — Hill 4-59; Simpson 3-37; Seymour 2-35; Rasha 1-25; Braxton 1-8.                        |
| PIT — Swann 3-60; Bleier 3-54, 1 TD; Lewis 2-18; Brown 1-29; McMakin                         |

RUSHING

PASSING

RECEIVING

TEAM STATISTICS

|                 |             |
|-----------------|-------------|
| Bills           | Steelers    |
| First Downs     | 15 (5-10-0) |
| Third Downs     | 3-11 (27%)  |
| Total Net Yards | 264         |
| Plays-Avg.      | 47-5.6      |
| Rushing Yards   | 100         |
| Att.-Avg.       | 21-4.8      |
| Passing Yards   | 164         |
| Att.-Comp.-Int. | 26-11-0     |
| Punts-Avg.      | 5-39.4      |
| Penalties-Yds.  | 3-15        |

|                 |             |
|-----------------|-------------|
| Steelers        | Bills       |
| First Downs     | 15 (5-10-0) |
| Third Downs     | 3-11 (27%)  |
| Total Net Yards | 264         |
| Plays-Avg.      | 47-5.6      |
| Rushing Yards   | 100         |
| Att.-Avg.       | 21-4.8      |
| Passing Yards   | 164         |
| Att.-Comp.-Int. | 26-11-0     |
| Punts-Avg.      | 5-39.4      |
| Penalties-Yds.  | 3-15        |



Pittsburgh 24  
Oakland 13

1973 AFC CHAMPIONSHIP (DEC. 29, 1974)



**OAKLAND** — The Steelers combined the power running of Franco Harris and Rocky Bleier with a defense that held the Raiders to an incredible 29 yards rushing and intercepted three Ken Stabler passes en route to a 24-13 victory.

The Steelers took command of the game after Stabler combined with Cliff Branch on a 38-yard touchdown pass to give the Raiders a 10-3 lead in the third quarter.

The teams had traded first half field goals. Taking the kickoff following Branch's score, the Steelers grinded out 61 yards in nine plays with Harris blasting up the middle for eight yards and the touchdown on the first play of the fourth quarter. Jack Ham's second interception of the day paved the way to the Steelers' winning score. He returned it 24 yards to the Oakland nine.

Terry Bradshaw, who played another outstanding game, hit Lynn Swann in the end zone for the touchdown. The Raiders added a second field goal but it was the end of the line for them as the Steeler defense totally dominated the line of scrimmage.

J.T. Thomas' interception with just over a minute to play ended any Oakland comeback hopes. Harris followed with a 21-yard touchdown run.

GAME SUMMARY

|          | 1 | 2 | 3 | 4  | F  |
|----------|---|---|---|----|----|
| STEELERS | 0 | 3 | 0 | 21 | 24 |
| Raiders  | 3 | 0 | 7 | 3  | 13 |

| TEAM | Q | PLAY                                      | DRIVE      | SCORE |
|------|---|---|------------|-------|
| OAK  | 1 | Blanda 40 FG                              | 7-41, 2:45 | 0-3   |
| PIT  | 2 | Gerela 23 FG                              | 9-50, 5:12 | 3-3   |
| OAK  | 3 | Branch 38 pass from Stabler (Blanda kick) | 8-80, 4:10 | 3-10  |
| PIT  | 4 | Harris 8 run (Gerela kick)                | 9-61, 4:59 | 10-10 |
| PIT  | 4 | Swann 6 pass from Bradshaw (Gerela kick)  | 4-9, 1:23  | 17-10 |
| OAK  | 4 | Blanda 24 FG                              | 9-85, 4:00 | 17-13 |
| PIT  | 4 | Harris 21 run (Gerela kick)               | 2-24, 0:13 | 24-13 |

INDIVIDUAL STATISTICS

RUSHING

**PIT** — Harris 29-111, 2 TD; Bleier 18-98; Bradshaw 3-15. **OAK** — Davis 10-16; Banaszak 3-7; Hubbard 7-6; Stabler 1-0.

PASSING

**PIT** — Bradshaw 17-8-1, 95, 1 TD. **OAK** — Stabler 36-19-3 271, 1 TD.

RECEIVING

**PIT** — Brown 2-37; Bleier 2-25; Swann 2-17, 1 TD; Stallworth. **OAK** - Branch 9-186, 1 TD; Moore 4-32; Biletnikoff 3-45; Davis 2-8; Banaszak 1-0.

TEAM STATISTICS

|                 | Steelers    | Raiders      |
|-----------------|-------------|--------------|
| First Downs     | 20 (11-7-2) | 15 (10-13-2) |
| Third Downs     | 9-16 (56%)  | 4-13 (31%)   |
| Total Net Yards | 305         | 278          |
| Plays-Avg.      | 67-4.6      | 57-4.8       |
| Rushing Yards   | 224         | 29           |
| Att.-Avg.       | 50-4.5      | 21-1.4       |
| Passing Yards   | 81          | 249          |
| Att.-Comp.-Int. | 17-8-1      | 36-19-3      |
| Punts-Avg.      | 4-41.0      | 5-43.4       |
| Penalties-Yds.  | 4-30        | 5-60         |
| Fumbles-Lost    | 3-2         | 0-0          |



Baltimore 10  
Pittsburgh 28

1975 AFC DIVISIONAL PLAYOFF (DEC. 27, 1975)



**PITTSBURGH** — Franco Harris ran for an AFC playoff record 153 yards but it was Mel Blount's interception late in the third quarter that provided the Steelers with the impetus to overcome a 10-7 Baltimore lead, propelling the Steelers to a 28-10 victory.

Following Jack Ham's interception, the Steelers put together a 61-yard, four-play drive, highlighted by Frank Lewis' sensational one-handed 34-yard catch, to take a 7-0 lead late in the first quarter.

Playing without regular quarterback Bert Jones, the Colts used a Lloyd Mumphord interception to tie the game on Marty Domres' pass to Glenn Doughty.

Another turnover, one of four by the Steelers, a fumble by Harris at his own 19, gave the Colts a field goal and their only lead of the game. Three minutes later Blount made his steal and Bleier scored standing up on the first play.

The Pittsburgh defense stiffened, holding the Colts without a first down on their next three possessions. The Steelers put it out of reach with Terry Bradshaw's gummy two-yard touchdown run which capped a 39-yard drive.

GAME SUMMARY

|          | 1 | 2 | 3 | 4  | F  |
|----------|---|---|---|----|----|
| Colts    | 0 | 7 | 3 | 0  | 10 |
| STEELERS | 7 | 0 | 7 | 14 | 28 |

| TEAM | Q | PLAY                                      | DRIVE      | SCORE |
|------|---|---|------------|-------|
| PIT  | 1 | Harris 8 run (Gerela kick)                | 4-61, 1:30 | 7-0   |
| BAL  | 1 | Doughty 5 pass from Domres (Linhart kick) | 5-19, 2:33 | 7-7   |
| BAL  | 3 | Linhart 24 FG                             | 7-15, 2:54 | 7-10  |
| PIT  | 3 | Bleier 7 run (Gerela kick)                | 1-7, 0:05  | 14-10 |
| PIT  | 4 | Bradshaw 2 run (Gerela kick)              | 7-39, 2:21 | 21-10 |
| PIT  | 4 | Russell 93 fumble return (Gerela kick)    | —          | 28-10 |

INDIVIDUAL STATISTICS

**BLT** — Mitchell 26-63; Domres 4-17; Jones 2-6; Olds 5-6; McCauley 3-3; Carr 1-(-13). **PIT** — Harris 27-153, 1 TD; Bleier 12-28, 1 TD; Bradshaw 3-22; Collier 1-8.

PASSING

**BLT** — Jones 11-6-0, 91; Domres 11-2-2, 9, 1 TD. **PIT** — Bradshaw 13-8-2, 103.

RECEIVING

**BLT** — Mitchell 4-20; Doughty 2-63; McCauley 1-9; Kennedy 1-8. **PIT** - Lewis 3-65; Swann 2-15; Bleier 2-14; Brown 1-9.

TEAM STATISTICS

|                 | Colts      | Steelers    |
|-----------------|------------|-------------|
| First Downs     | 10 (4-4-2) | 16 (13-3-0) |
| Third Downs     | 6-21 (28%) | 4-12 (33%)  |
| Total Net Yards | 154        | 287         |
| Plays-Avg.      | 68-2.3     | 59-4.9      |
| Rushing Yards   | 82         | 211         |
| Att.-Avg.       | 41-2.3     | 43-4.9      |
| Passing Yards   | 72         | 76          |
| Att.-Comp.-Int. | 22-8-2     | 13-8-2      |
| Punts-Avg.      | 9-40.1     | 4-39.8      |
| Fumbles-Lost    | 2-1        | 3-3         |
| Penalties-Yds.  | 6-53       | 5-45        |



Oakland 10  
Pittsburgh 16

1975 AFC CHAMPIONSHIP (JAN. 4, 1976)



**PITTSBURGH** — In a game that was not decided until the final play, the Steelers overcame eight turnovers, including a lost onside kick, which gave the Raiders a final opportunity to win, for a 16-10 victory.

The game was played on an icy field with temperatures in the teens and strong, gusty winds.

Oakland intercepted two passes in the first quarter but the best they could get out of them was a missed 38-yard field goal. The Steelers took advantage of the initial Raider turnover, the first of Mike Wagner's two interceptions and a 20-yard return, to get on the board with a field goal.

The Steelers missed two field-goal attempts, 44- and 48-yard tries, in a third quarter in which the Raiders committed three turnovers to the Steelers' one.

Franco Harris completed a 70-yard drive when he found the middle jammed and swung around his left side for 25 yards scoring the game's first TD on the second play of the final quarter.

Ken Stabler responded with a 60-yard, six-pass drive to reduce the Steeler lead to three again.

Another Oakland fumble, which Jack Lambert grabbed for his third recovery of the game on the Oakland 25, set up the final Steelers score. While the Steelers were running out the clock, Harris fumbled and the Raiders quickly moved into position for a 41-yard field goal. The Steelers committed their third fumble in the final five minutes of the game on the ensuing onside kickoff but time ran out on the Raiders.

GAME SUMMARY

|          | 1 | 2 | 3 | 4  | F  |
|----------|---|---|---|----|----|
| Raiders  | 0 | 0 | 0 | 10 | 10 |
| STEELERS | 0 | 3 | 0 | 13 | 16 |

| TEAM Q | PLAY  | DRIVE      | SCORE |
|--------|---|------------|-------|
| PIT 2  | Gerela 36 FG                                    | 5-31, 2:29 | 3-0   |
| PIT 4  | Harris 25 run (Gerela kick)                     | 5-70, 2:15 | 10-0  |
| OAK 4  | Siani 14 pass from Stabler (Blanda kick)        | 6-60, 1:45 | 10-7  |
| PIT 4  | Stallworth 20 pass from Bradshaw (snap fumbled) | 3-25, 1:18 | 16-7  |
| OAK 4  | Blanda 41 FG                                    | 6-41, 1:14 | 16-10 |

INDIVIDUAL STATISTICS

|           |  |
|-----------|--|
| RUSHING   | <b>PIT</b> — Banaszak 8-33; Hubbard 10-30; C. Davis 13-29; J. Phillips 1-1. <b>OAK</b> — Harris 27-79; Bradshaw 2-22; Bleier 10-16.  |
|           | <b>PIT</b> — Stabler 42-18-2, 246, 1 TD.<br><b>OAK</b> — Bradshaw 25-15-3, 215, 1 TD.  |
| PASSING   | <b>PIT</b> — Siani 5-80, 1 TD; Casper 5-67; Branch 2-56; Banaszak 2-12; Moore 2-12; Hart 1-16; C. Davis 1-3. <b>OAK</b> — Harris 5-58; Grossman 4-36; Swann 2-45; Stallworth 2-30, 1 TD; Lewis 1-33; Brown 1-13. |
|           |  |
| RECEIVING |  |
|           |  |

TEAM STATISTICS

|                 | Raiders     | Steelers    |
|-----------------|-------------|-------------|
| First Downs     | 18 (3-13-2) | 16 (5-10-1) |
| Third Downs     | 7-18 (39%)  | 5-13 (38%)  |
| Total Net Yards | 321         | 332         |
| Plays-Avg.      | 76-4.2      | 64-5.2      |
| Rushing Yards   | 93          | 117         |
| Att.-Avg.       | 32-2.9      | 39-3.0      |
| Passing Yards   | 228         | 215         |
| Att.-Comp.-Int. | 42-18-2     | 25-15-3     |
| Punts-Avg.      | 8-37.8      | 4-38.5      |
| Fumbles-Lost    | 4-3         | 5-5         |
| Penalties-Yds.  | 4-40        | 3-32        |



Baltimore 14  
Pittsburgh 40

1976 AFC DIVISIONAL PLAYOFF (DEC. 19, 1976)



**PITTSBURGH** — The Steelers struck quick with a 76-yard touchdown pass from Terry Bradshaw to Frank Lewis on the game's third play en route to setting league marks for total yardage and a then-team postseason record for points, with a 40-14 win.

Terry Bradshaw played the finest game of his career, setting then-personal highs by completing 78 percent of his passes for three touchdowns.

The Steelers scored five of the first six times they had the ball and their 17-point second quarter sealed the victory.

First-half interceptions by Mike Wagner and Glen Edwards and five quarterback sacks, two by Andy Russell on successive plays, paced the defense.

However, the victory was a very costly one, which would take its toll one week later.

Both Franco Harris and Rocky Bleier suffered injuries which sidelined them for the AFC title game. Harris was hurt early in the third quarter after rushing for 132 yards. Frenchy Fuqua and Reggie Harrison picked up the slack, making large contributions rushing and receiving.

GAME SUMMARY

|          | 1 | 2  | 3 | 4  | F  |
|----------|---|----|---|----|----|
| STEELERS | 9 | 17 | 0 | 14 | 40 |
| Colts    | 7 | 0  | 0 | 7  | 14 |

| TEAM Q | PLAY                                      | DRIVE      | SCORE |
|--------|---|------------|-------|
| PIT 1  | Lewis 76 pass from Bradshaw (kick failed) | 3-78, 1:28 | 6-0   |
| PIT 1  | Gerela 45 FG                              | 8-50, 4:06 | 9-0   |
| BAL 1  | Carr 17 pass from Jones (Linhart kick)    | 9-69, 5:04 | 9-7   |
| PIT 2  | Harrison 1 run (Gerela kick)              | 6-32, 3:00 | 16-7  |
| PIT 2  | Swann 29 pass from Bradshaw (Gerela kick) | 5-54, 1:45 | 23-7  |
| PIT 2  | Gerela 25 FG                              | 5-39, 0:36 | 26-7  |
| PIT 4  | Swann 11 pass from Bradshaw (Gerela kick) | 9-68, 4:34 | 33-7  |
| BAL 4  | Leaks 1 run (Linhart kick)                | 9-65, 3:17 | 33-14 |
| PIT 4  | Harrison 10 run (Mansfield kick)          | 5-50, 3:04 | 40-14 |

INDIVIDUAL STATISTICS

|           |   |  |
|-----------|---|--|
| RUSHING   | <b>PIT</b> — Harris 18-132; Fuqua 11-54; Harrison 10-40, 2 TD; Bleier 1-(-1). <b>BLT</b> — Mitchell 16-55; Leaks 4-12, 1 TD; McCauley 1-1; Jones 2-3.                                   |  |
|           | <b>PIT</b> — Bradshaw 18-14-0 264, 3 TD; Kruczek 6-5-0, 44.   |  |
|           | <b>BLT</b> — Jones 25-11-2, 144, 1 TD.  |  |
|           | <b>PIT</b> — Swann 5-77, 2 TD; Harrison 4-37; Harris 3-24; Lewis 2-103, 1 TD; Fuqua 2-34; Bell 2-25; Stallworth 1-8. <b>BLT</b> — Mitchell 5-42, Chester 3-42; Carr 2-35; Doughty 1-25. |  |
|           |   |  |
| PASSING   |   |  |
|           |   |  |
|           |   |  |
| RECEIVING |   |  |
|           |   |  |
|           |   |  |

TEAM STATISTICS

|                 | Steelers     | Colts      |
|-----------------|--------------|------------|
| First Downs     | 29 (12-15-2) | 16 (4-8-4) |
| Third Downs     | 9-10 (90%)   | 4-9 (44%)  |
| Total Net Yards | 526          | 170        |
| Plays-Avg.      | 65-8.1       | 53-3.2     |
| Rushing Yards   | 225          | 71         |
| Att.-Avg.       | 40-5.6       | 23-3.1     |
| Passing Yards   | 301          | 99         |
| Att.-Comp.-Int. | 24-19-0      | 25-11-2    |
| Punts-Avg.      | 1-33         | 4-40.5     |
| Fumbles-Lost    | 2-1          | 0-0        |
| Penalties-Yds.  | 12-8         | 7-59       |



Pittsburgh 7  
Oakland 24

1976 AFC CHAMPIONSHIP (DEC. 26, 1976)



**OAKLAND** — The Steelers and Raiders met for a fifth straight year in the playoffs and third season in a row for the AFC title.

The Raiders ended the Steelers seven-game postseason winning streak with a surprisingly strong running game and the timely passing of Ken Stabler, which they parlayed with a tenacious defense onto a 24-7 victory.

Oakland grabbed a 10-point lead on a pair of Steelers' errors. A partially blocked punt led to a field goal and an interception on a deflection that was returned to the one yard-line set up a touchdown.

Forced to throw because of injuries to Franco Harris and Rocky Bleier, neither of whom played, the Steelers fought back and on their next possession and went 75 yards with all but 16 coming through the air. However, the Raiders matched it by storming 69 yards to score with 23 seconds left in the half.

After their 63-yard scoring drive in the third quarter, the Raiders were content to play conservatively while the desperate Steelers were forced to play catch-up, something they were unable to do this day.

GAME SUMMARY

|          | 1 | 2  | 3 | 4 | F  |
|----------|---|----|---|---|----|
| STEELERS | 0 | 7  | 0 | 0 | 7  |
| Raiders  | 3 | 14 | 7 | 0 | 24 |

| TEAM | Q | PLAY                                     | DRIVE       | SCORE |
|------|---|--|-------------|-------|
| OAK  | 1 | Mann 39 FG                               | 7-38, 3:20  | 0-3   |
| OAK  | 2 | Davis 1 run (Mann kick)                  | 3-1, 5:30   | 0-10  |
| PIT  | 2 | Harrison 3 run (Mansfield kick)          | 8-75, 5:00  | 7-10  |
| OAK  | 2 | Bankston 4 pass from Stabler (Mann kick) | 14-69, 4:04 | 7-17  |
| OAK  | 3 | Banaszak 5 pass from Stabler (Mann kick) | 12-63, 6:47 | 7-24  |

INDIVIDUAL STATISTICS

|         |  |
|---------|--|
| RUSHING | <b>PIT</b> — Harrison<br>11-44, 1 TD; Fuqua<br>8-24; Bradshaw 1-4;<br>Cunningham 1-0. <b>OAK</b> —<br>Van Eeghen 22-66; Davis<br>11-54, 1 TD; Banaszak<br>15-46; Garrett 2-4; Casper<br>1-(-13).   |
|         | <b>PASSING</b> <b>PIT</b> — Bradshaw 35-14-1,<br>176.<br><b>OAK</b> — Stabler 16-10-0,<br>88, 2 TD; Rae 0-0-0, 0.  |
|         | <b>PIT</b> — Cunningham 4-36;<br>Swann 3-58; Fuqua 2-11;<br>Harrison 2-10; Brown<br>1-32; Stallworth 1-18;<br>Lewis 1-11. <b>OAK</b> — Branch<br>3-46; Bankston 2-11, 1<br>TD; Davis 2-7; Van Eeghen<br>1-14; Banaszak 1-5, 1 TD;<br>Casper 1-5. |
|         |  |
|         |  |

RECEIVING

TEAM STATISTICS

|                 | Steelers   | Raiders    |
|-----------------|------------|------------|
| First Downs     | 13 (3-8-2) | 15 (7-7-1) |
| Third Downs     | 4-14 (28%) | 7-18 (39%) |
| Total Net Yards | 237        | 220        |
| Plays-Avg.      | 59-4.0     | 68-3.3     |
| Rushing Yards   | 72         | 157        |
| Att.-Avg.       | 21-3.4     | 51-3.1     |
| Passing Yards   | 165        | 63         |
| Att.-Comp.-Int. | 35-14-1    | 16-10-0    |
| Punts-Avg.      | 7-37.3     | 7-44       |
| Fumbles-Lost    | 1-0        | 2-0        |
| Penalties-Yds.  | 5-29       | 7-34       |



Pittsburgh 21  
Denver 34

1977 AFC DIVISIONAL PLAYOFF (DEC. 24, 1977)



**DENVER** — Making the same mistakes that typified their play during the regular season, the Steelers were eliminated in the opening round of the playoffs for the first time since 1973, losing to Denver 34-21.

Pittsburgh lost the football on four turnovers plus a blocked punt, which accounted for 24 of Denver's points. The blocked punt and a Franco Harris fumble set up short scoring drives of 17 and 10 yards which kept the Broncos in the game in the first half when the Steelers held a 183-44 edge in offensive yardage. Both Steelers touchdowns came on long, time-consuming drives in the second quarter as Harris ran for 82 yards in the first half with 60 of them coming during the two scoring efforts.

In the second half, the Steelers deserted their productive running game and rushed the ball just nine times with Harris getting it five times after carrying on 23 occasions in the initial 30 minutes. They were outgained by Denver, 214-121.

After stopping the Broncos four times from inside the two-yard line in the third quarter, the Steelers could not get out of the hole that led to Denver's third score, a first down pass for 30 yards.

The Steelers had one more comeback attempt left as they came from behind for the third time to even the score on a 60-yard, four-play march with all but one of the yards coming through the air.

After that, Pittsburgh got just one first down on its final three possessions and turned the ball over twice on interceptions to set up Denver's last 10 points.

The lone positive note for the Steelers was Harris becoming the first pro player to gain 1,000 yards in postseason play, pushing his total to 1,050.

GAME SUMMARY

|          | 1 | 2  | 3 | 4  | F  |
|----------|---|----|---|----|----|
| STEELERS | 0 | 14 | 0 | 7  | 21 |
| Broncos  | 7 | 7  | 7 | 13 | 34 |

| TEAM | Q | PLAY                                     | DRIVE       | SCORE |
|------|---|--|-------------|-------|
| DEN  | 1 | Lytle 7 run (Turner kick)                | 4-17, 1:18  | 0-7   |
| PIT  | 2 | Bradshaw 1 run (Gerela kick)             | 11-56, 5:10 | 7-7   |
| DEN  | 2 | Armstrong 10 run (Turner kick)           | 1-10, 0:43  | 7-14  |
| PIT  | 2 | Harris 1 run (Gerela kick)               | 9-65, 2:23  | 14-14 |
| DEN  | 3 | Odoms 30 pass from Morton (Turner kick)  | 4-41, 0:51  | 14-21 |
| PIT  | 4 | Brown 1 pass from Bradshaw (Gerela kick) | 4-61, 1:42  | 21-21 |
| DEN  | 4 | Turner 44 FG                             | 7-39, 2:29  | 21-24 |
| DEN  | 4 | Turner 35 FG                             | 4-2, 0:36   | 21-27 |
| DEN  | 4 | Dolbin 34 pass from Morton (Turner kick) | 2-33, 0:13  | 21-34 |

INDIVIDUAL STATISTICS

|         |  |
|---------|--|
| RUSHING | <b>PIT</b> — Harris 28-92, 1 TD;<br>Bleier 7-14; Bradshaw<br>4-21, 1 TD. <b>DEN</b> — Lytle<br>12-26, 1 TD; Keyworth<br>5-20; Jensen 4-13;<br>Armstrong 11-44, 1 TD;<br>Morton 5-0.  |
|         | <b>PIT</b> — Bradshaw 37-19-3,<br>177, 1 TD.   |
|         | <b>DEN</b> — Morton 23-11-0,<br>164, 1 TD.   |
|         | <b>PIT</b> — Harris 4-20;<br>Cunningham 3-42;<br>Swann 1-6; Stallworth<br>4-80; Bleier 2-10; Brown<br>1-1, 1 TD; Maxson 3-11;<br>Grossman 1-7. <b>DEN</b> —<br>Jensen 2-33; Odoms<br>5-43, 1 TD; Moses 2-45;<br>Armstrong 1-9; Dolbin<br>1-34, 1 TD. |
|         |  |

PASSING

RECEIVING

TEAM STATISTICS

|                 | Steelers    | Broncos    |
|-----------------|-------------|------------|
| First Downs     | 18 (10-8-0) | 15 (5-9-1) |
| Third Downs     | 11-22 (50%) | 4-13 (31%) |
| Total Net Yards | 304         | 258        |
| Plays-Avg.      | 76-4.0      | 61-4.2     |
| Rushing Yards   | 127         | 103        |
| Att.-Avg.       | 39-3.3      | 37-2.8     |
| Passing Yards   | 177         | 155        |
| Att.-Comp.-Int. | 37-19-3     | 23-11-0    |
| Punts-Avg.      | 6-34.0      | 5-37.6     |
| Fumbles-Lost    | 2-1         | 3-1        |
| Penalties-Yds.  | 10-67       | 3-20       |



Denver 10  
Pittsburgh 33

1978 AFC DIVISIONAL PLAYOFF (DEC. 30, 1978)



**PITTSBURGH** — Playing their first playoff game at home in three years, the Steelers advanced to the AFC Championship game for the fourth time in six years with one of their best overall performances ever in postseason play, defeating Denver, 33-10.

After falling behind 3-0, the Steelers scored touchdowns on back-to-back possessions to assume a commanding lead and were never seriously threatened thereafter.

The offense gained 425 yards, while Terry Bradshaw had a postseason career-high of 272 yards passing and was aided by the great touchdown receptions of John Stallworth and Lynn Swann, both of whom took balls away from Denver defenders in the end zone. Stallworth set a then-NFL Divisional Playoff record with his 10 catches. Franco Harris added to four NFL postseason records he already held. He increased his totals to 1,155 yards, 282 rushing attempts, five 100-yard games and 12 touchdowns.

The Pittsburgh defense was no less than devastating, completely shutting down the Broncos' running game and marking the sixth straight game in which it did not allow 100 yards rushing. This forced Denver to go to a passing game and resulted in six quarterback sacks.

Joe Greene took away the Broncos early second-half momentum when he blocked a field goal attempt. Then Stallworth and Swann settled the issue with two big catches in a 32-second span of the fourth quarter. Sandwiched between those two plays was Rick Upchurch's fumble on the kickoff following Stallworth's big play, which Dennis Winston recovered.

GAME SUMMARY

|          | 1 | 2  | 3 | 4  | F  |
|----------|---|----|---|----|----|
| Broncos  | 3 | 7  | 0 | 0  | 10 |
| STEELERS | 6 | 13 | 0 | 14 | 33 |

| TEAM Q | PLAY   | DRIVE      | SCORE |
|--------|--|------------|-------|
| DEN 1  | Turner 37 FG                                   | 5-6, 3:41  | 0-3   |
| PIT 1  | Harris 1 run (kick failed)                     | 8-66, 3:14 | 6-3   |
| PIT 2  | Harris 18 run (Gerela kick)                    | 4-43, 2:05 | 13-3  |
| PIT 2  | Gerela 24 FG                                   | 8-38, 2:20 | 16-3  |
| DEN 2  | Preston 3 run (Turner kick)                    | 4-49, 1:00 | 16-10 |
| PIT 2  | Gerela 27 FG                                   | 7-45, 1:42 | 19-10 |
| PIT 4  | Stallworth 48 pass from Bradshaw (Gerela kick) | 4-71, 2:14 | 26-10 |
| PIT 4  | Swann 38 pass from Bradshaw (Gerela kick)      | 2-29, 0:39 | 33-10 |

INDIVIDUAL STATISTICS

**PIT** — Keyworth 6-12; Lytle 5-6; Canada 1-3; Perrin 6-6; Preston 4-14, 1 TD; Weese 4-43; Armstrong 1-3. **DEN** — Harris 24-105, 2 TD; Bleier 8-26; Bradshaw 2-4; Thornton 2-4; Moser 2-6; Smith 1-4; Deloplane 1-4.

RUSHING

**PIT** — Morton 5-3-0, 34; Weese 16-8-0, 118; Dilts 1-1-0, 16.

PASSING

**DEN** — Bradshaw 29-16-1, 272, 2 TD.  
**PIT** — Moses 2-33; Dolbin 4-77; Lytle 1-(-1); Perrin 2-16; Odums 1-24; Preston 2-19. **DEN** — Stallworth 10-156, 1 TD; Grossman 4-64; Swann 2-52, 1 TD.

TEAM STATISTICS

|                 | Broncos    | Steelers    |
|-----------------|------------|-------------|
| First Downs     | 15 (5-8-2) | 24 (9-11-4) |
| Third Downs     | 3-14 (21%) | 6-14 (43%)  |
| Total Net Yards | 218        | 425         |
| Plays-Avg.      | 55-3.9     | 69-6.1      |
| Rushing Yards   | 87         | 153         |
| Att.-Avg.       | 27-3.2     | 40-3.8      |
| Passing Yards   | 131        | 272         |
| Att.-Comp.-Int. | 22-12-0    | 29-16-1     |
| Punts-Avg.      | 6-34       | 2-36        |
| Fumbles-Lost    | 2-2        | 4-1         |
| Penalties-Yds.  | 8-104      | 11-88       |



Houston 5  
Pittsburgh 34

1978 AFC CHAMPIONSHIP (JAN. 7, 1979)



**PITTSBURGH** — The Steelers won their third AFC Championship in five years with an awesome offensive and defensive display, defeating the Houston Oilers, 34-5.

The game was played in a cold, steady rain which contributed to an NFL postseason record of 12 fumbles.

The Steelers built a 14-3 lead on touchdown runs by Franco Harris (seven yards) and Rocky Bleier (17 yards). They broke the game open with a 17-point burst in the last 52 seconds of the first half by capitalizing on three Houston fumbles. Both touchdowns in this span came on Terry Bradshaw passes to John Stallworth and Lynn Swann.

The Steelers quarterback was spectacular in completing 11-of-19 attempts for 200 yards while Dan Pastorini, his counterpart, was harassed by the Pittsburgh defense and the weather. He was intercepted five times and sacked on four occasions, and the tremendous Steelers pass rush forced him to throw most of the time under severe pressure.

Rookie Earl Campbell, the NFL's leading rusher, was limited to 26 yards on 15 carries in the first half and finished the game with just 62 yards on 22 attempts.

The Steelers' dominance was best exhibited by the first half yardage totals of 287 to 54. All-Pro linebacker Jack Ham was a standout with an interception, two fumble recoveries and a sack. The Steelers enjoyed great field position most of the game that was aided by 90 yards in interception returns and 91 yards on Theo Bell's six punt returns.

GAME SUMMARY

|          | 1  | 2  | 3 | 4 | F  |
|----------|----|----|---|---|----|
| Oilers   | 0  | 3  | 2 | 0 | 5  |
| STEELERS | 14 | 17 | 3 | 0 | 34 |

| TEAM Q | PLAY   | DRIVE      | SCORE |
|--------|--|------------|-------|
| PIT 1  | Harris 7 run (Gerela kick)                     | 5-57, 1:14 | 7-0   |
| PIT 1  | Bleier 17 run (Gerela kick)                    | 2-17, 0:38 | 14-0  |
| HOU 2  | Fritsch 19 FG                                  | 5-16, 1:18 | 14-3  |
| PIT 2  | Swann 29 pass from Bradshaw (Gerela kick)      | 4-69, 0:25 | 21-3  |
| PIT 2  | Stallworth 17 pass from Bradshaw (Gerela kick) | 2-17, 0:13 | 28-3  |
| PIT 2  | Gerela 37 FG                                   | 3-5, 0:14  | 31-3  |
| PIT 3  | Gerela 22 FG                                   | 6-9, 2:32  | 34-3  |
| HOU 3  | Washington tackled Bleier for safety           | —          | 34-5  |

INDIVIDUAL STATISTICS

**HOU** — Campbell 22-62; Woods 1-9; Coleman 1-(-5); Wilson 2-6. **PIT** — Harris 20-51, 1 TD; Bleier 10-45, 1 TD; Bradshaw 7-29; Deloplane 3-28; Thornton 3-22; Moser 3-7; Kruzcek 1-(-3).

RUSHING

**HOU** — Pastorini 26-12-5, 96.  
**PIT** — Bradshaw 19-11-2, 200, 2 TD; Kruzcek 0-0-0, 0.

PASSING

**HOU** — Caster 5-44; Wilson 5-33; Coleman 1-15; Campbell 1-4.

RECEIVING

**PIT** — Swann 4-98, 1 TD; Grossman 2-43; Bleier 4-42; Stallworth 1-17, 1 TD.

TEAM STATISTICS

|                 | Oilers     | Steelers    |
|-----------------|------------|-------------|
| First Downs     | 10 (5-3-2) | 21 (8-11-2) |
| Third Downs     | 1-11 (9%)  | 1-9 (11%)   |
| Total Net Yards | 142        | 379         |
| Plays-Avg.      | 56-3.0     | 66-5.7      |
| Rushing Yards   | 72         | 179         |
| Att.-Avg.       | 26-2.8     | 47-3.8      |
| Passing Yards   | 70         | 200         |
| Att.-Comp.-Int. | 26-12-5    | 19-11-2     |
| Punts-Avg.      | 6-39.5     | 1-53        |
| Fumbles-Lost    | 6-4        | 6-3         |
| Penalties-Yds.  | 5-48       | 4-32        |



### Miami 14 Pittsburgh 34

1979 AFC DIVISIONAL PLAYOFF (DEC. 30, 1979)



**PITTSBURGH** — The Steelers were flawless in the first quarter, controlling the football for more than 13 minutes and scoring touchdowns the first three times they had the ball en route to a 34-14 victory. Miami was able to run just seven plays for a net of two yards.

Pittsburgh converted four of four third-down plays in the opening period and was successful on 11-of-14 the entire game. In directing the three early drives, Terry Bradshaw completed 7-of-9 passes.

With a big cushion, the defense never gave Miami a chance, stopping the Dolphins without a score twice in the second quarter when they had first downs inside the Pittsburgh 10-yard line. Dennis Winston's interception ended one drive and a great goal-line stand the other.

At halftime the Steelers held a 229-35 edge in yardage and a 15-4 margin in first downs. For the game, the Dolphins, a ball-control team, rushed for 25 yards on 22 carries with 21 of those yards coming in the final quarter.

It was the fourth straight postseason game in which the Steelers had scored over 30 points. Bradshaw set a personal postseason record with 21 completions, and Franco Harris was the leading rusher for the 12th time in 15 postseason games increasing his all-time lead total to 1,357 yards and scored his 15th touchdown, another postseason record. The victory was the Steelers' 15th straight at home and sixth postseason win in a row at Three Rivers Stadium.

#### GAME SUMMARY

|          | 1  | 2 | 3 | 4 | F  |
|----------|----|---|---|---|----|
| Dolphins | 0  | 0 | 7 | 7 | 14 |
| STEELERS | 20 | 0 | 7 | 7 | 34 |

| TEAM | Q | PLAY  | DRIVE       | SCORE |
|------|---|---|-------------|-------|
| PIT  | 1 | Thornton 1 run (Bahr kick)                      | 13-62, 6:53 | 7-0   |
| PIT  | 1 | Stallworth 17 pass from Bradshaw (kick blocked) | 9-62, 1:55  | 13-0  |
| PIT  | 1 | Swann 20 pass from Bradshaw (Bahr kick)         | 6-56, 2:28  | 20-0  |
| MIA  | 3 | Harris 7 pass from Griese (Von Schamann kick)   | 2-11, 0:49  | 20-7  |
| PIT  | 3 | Bleier 1 run (Bahr kick)                        | 12-69, 3:53 | 27-7  |
| PIT  | 4 | Harris 5 run (Bahr kick)                        | 9-43, 5:08  | 34-7  |
| MIA  | 4 | Csonka 1 run (Von Schamann kick)                | 13-76, 5:48 | 34-14 |

#### INDIVIDUAL STATISTICS

**RUSHING**

**MIA** — Csonka 10-20, 1 TD; Williams 8-1; Davis 2-12; Griese 1-1; Roberts 1-(-9). **PIT** — Harris 12-83, 1 TD; Thornton 12-52, 1 TD; Bleier 4-13, 1 TD; Hawthorne 2-15; Anderson 1-(-4).

**PASSING**

**MIA** — Griese 26-14-1, 118, 1 TD; Strock 14-8-1, 125.

**PIT** — Bradshaw 31-21-0, 230, 2 TD.

**RECEIVING**

**MIA** — Williams 6-26; Moore 5-93; Harris 3-61, 1 TD; Nathan 3-27; Davis 2-24; Hardy 2-12.

**PIT** — Stallworth 6-86, 1 TD; Smith 4-41; Harris 5-32; Swann 3-37, 1 TD;

#### TEAM STATISTICS

|                 | Dolphins    | Steelers     |
|-----------------|-------------|--------------|
| First Downs     | 16 (2-11-3) | 27 (14-12-1) |
| Third Downs     | 7-19 (36%)  | 11-14 (78%)  |
| Total Net Yards | 249         | 379          |
| Plays-Avg.      | 65-3.8      | 72-5.3       |
| Rushing Yards   | 25          | 159          |
| Att.-Avg.       | 65-3.8      | 72-5.3       |
| Passing Yards   | 224         | 220          |
| Att.-Comp.-Int. | 40-22-2     | 31-21-0      |
| Punts-Avg.      | 4-36.3      | 2-29.5       |
| Fumbles-Lost    | 0-0         | 3-3          |
| Penalties-Yds.  | 4-35        | 8-41         |



### Houston 13 Pittsburgh 27

1979 AFC CHAMPIONSHIP (JAN. 6, 1980)



**PITTSBURGH** — The Steelers won their fourth AFC Championship in six years in a hard-fought, physical game over the Houston Oilers that was much closer than the 27-13 final score indicates, typifying the rivalry that exists between the AFC Central rivals.

Even though the statistics favored the Steelers, their last touchdown came in the final minute and the final score was their largest margin of the game.

Terry Bradshaw continued his spectacular postseason play, converting 13-of-19 third-down opportunities, and the defense did not allow a touchdown, holding the Oilers to just 24 yards rushing and Earl Campbell to 15 yards on 17 attempts.

Houston jumped in front when Vernon Perry stopped a promising drive with an interception which he returned 75 yards for a score. The teams traded field goals on back-to-back possessions.

Bradshaw guided his team to touchdowns on their next two chances which gave the Steelers a lead they never surrendered although it was seriously threatened late in the third quarter when the officials ruled Mike Renfro did not have possession on what appeared to be a tying touchdown pass. The Oilers settled for a field goal which the Steelers soon matched.

A fumble led to Pittsburgh's last score.

Bradshaw's two touchdown passes gave him a postseason career total of 26, an NFL record, increasing his yardage record to 3,199. Franco Harris was the leading rusher for the 13th time in 16 postseason games and increased his rushing yardage to 1,442, another NFL mark. The win was the Steelers 16th straight at home and seventh playoff

#### GAME SUMMARY

|          | 1 | 2  | 3 | 4  | F  |
|----------|---|----|---|----|----|
| Oilers   | 7 | 3  | 0 | 3  | 13 |
| STEELERS | 3 | 14 | 0 | 10 | 27 |

| TEAM | Q | PLAY   | DRIVE       | SCORE |
|------|---|--|-------------|-------|
| HOU  | 1 | Perry 75 interception return (Fritsch kick)  | —           | 0-7   |
| PIT  | 1 | Bahr 21 FG                                   | 7-36, 3:06  | 3-7   |
| HOU  | 2 | Fritsch 27 FG                                | 8-72, 4:33  | 3-10  |
| PIT  | 2 | Cunningham 16 pass from Bradshaw (Bahr kick) | 10-67, 4:31 | 10-10 |
| PIT  | 2 | Stallworth 20 pass from Bradshaw (Bahr kick) | 6-49, 3:22  | 17-10 |
| HOU  | 4 | Fritsch 23 FG                                | 12-81, 6:42 | 17-13 |
| PIT  | 4 | Bahr 39 FG                                   | 11-55, 4:55 | 20-13 |
| PIT  | 4 | Bleier 4 run (Bahr kick)                     | 9-45, 4:52  | 27-13 |

#### INDIVIDUAL STATISTICS

**RUSHING**

**HOU** — Campbell 17-15; Wilson 4-9; Caster 1-0.

**PIT** — Harris 21-85; Bleier 13-52, 1 TD; Bradshaw 1-25; Thornton 1-(-1).

**PASSING**

**HOU** — Pastorini 28-19-1, 203, 1 TD; Nielsen 1-1-0, 9.

**PIT** — Bradshaw 30-18-1, 219, 2 TD.

**RECEIVING**

**HOU** — Wilson 7-60; Carpenter 5-23; Renfro 3-52; Coleman 2-46; Merikens 1-12; Campbell 1-11; Barber 1-8.

**PIT** — Harris 6-50, Swann 4-64; Stallworth 3-52, 1 TD; Bleier 3-39; Cunningham 2-14, 1 TD.

#### TEAM STATISTICS

|                 | Oilers     | Steelers    |
|-----------------|------------|-------------|
| First Downs     | 11 (2-7-2) | 22 (9-13-0) |
| Third Downs     | 3-11 (27%) | 13-19 (68%) |
| Total Net Yards | 227        | 358         |
| Plays-Avg.      | 52-4.4     | 69-5.2      |
| Rushing Yards   | 24         | 161         |
| Att.-Avg.       | 22-1.1     | 36-4.5      |
| Passing Yards   | 203        | 197         |
| Att.-Comp.-Int. | 29-20-1    | 30-18-1     |
| Punts-Avg.      | 4-30       | 3-51        |
| Fumbles-Lost    | 4-2        | 1-1         |
| Penalties-Yds.  | 2-10       | 5-34        |





San Diego 31  
Pittsburgh 28

1982 AFC WILD CARD (JAN. 9, 1983)



**PITTSBURGH** — The Steelers ended their 50th season with one of their most bitter losses ever, a 31-28 defeat to the San Diego Chargers.

Dan Fouts threw two short touchdown passes to Kellen Winslow in the final nine minutes after the Steelers had taken an 11-point lead early in the fourth quarter.

Terry Bradshaw played one of the greatest games of his career, completing 25 of his first 28 passes, including 15 in a row, but threw two interceptions, which knocked the Steelers out of the playoffs.

The initial interception came on a first down play from the San Diego 29-yard line on the first play after the two-minute warning in the second quarter with the Steelers leading, 14-10. Bruce Laird returned the interception 35 yards and the Chargers drove 64 yards to take their first lead, 17-14.

The last and most costly interception came with 11 minutes to play and the Steelers holding a 28-17 margin. This one was returned by Jeff Allen to the Pittsburgh 29-yard line from where the Chargers scored on five plays plus an important holding penalty which nullified a Mel Blount interception.

After two Steelers first downs on the next series, John Goodson's 20-yard punt gave San Diego decent field position and they capitalized on the winning score.

The game started on a bizarre note when rookie Guy Ruff recovered James Brooks' fumble off the opening kickoff in the end zone to set an NFL record for the quickest score at the start of the game.

GAME SUMMARY

|          | 1  | 2  | 3 | 4  | F  |
|----------|----|----|---|----|----|
| Chargers | 3  | 14 | 0 | 14 | 31 |
| STEELERS | 14 | 0  | 7 | 7  | 28 |

| TEAM Q | PLAY   | DRIVE       | SCORE |
|--------|--|-------------|-------|
| PIT 1  | Ruff recovered Brooks fumble in end zone (Anderson kick) | —           | 7-0   |
| SD 1   | Benirschke 25 FG   | 11-91, 4:21 | 7-3   |
| PIT 1  | Bradshaw 1 run (Anderson kick)                           | 9-71, 5:06  | 14-3  |
| SD 2   | Brooks 18 run (Benirschke kick)                          | 11-80, 4:53 | 14-10 |
| SD 2   | Sievers 10 pass from Fouts (Benirschke kick)             | 7-64, 1:18  | 14-17 |
| PIT 3  | Cunningham 2 pass from Bradshaw (Anderson kick)          | 8-74, 4:40  | 21-17 |
| PIT 4  | Stallworth 9 pass from Bradshaw (Anderson kick)          | 10-86, 6:37 | 28-17 |
| SD 4   | Winslow 8 pass from Fouts (Benirschke kick)              | 5-29, 2:19  | 28-24 |
| SD 4   | Winslow 2 pass from Fouts (Benirschke kick)              | 8-64, 2:59  | 28-31 |

INDIVIDUAL STATISTICS

TEAM STATISTICS

|           | SD                       | Chargers        | Steelers    |
|-----------|--------------------------|-----------------|-------------|
| RUSHING   | SD — Muncie 25-126;      | First Downs     | 29 (6-19-4) |
|           | Brooks 3-20, 1 TD;       | 26 (6-19-1)     |             |
|           | Cappelletti 1-0. PIT —   | Third Downs     | 9-14 (64%)  |
|           | Harris 10-35; Pollard    | 6-12 (50%)      |             |
|           | 9-47; Hawthorne 2-3;     | Total Net Yards | 479         |
| PASSING   | Bradshaw 2-12, 1 TD.     | Plays-Avg.      | 71-6.7      |
|           | SD — Fouts 42-27-0, 333, | Rushing Yards   | 146         |
|           | 3 TD.                    | Att.-Avg.       | 29-5.0      |
|           | PIT — Bradshaw 39-28-2,  | 23-4.2          |             |
|           | 325, 2 TD.               | Passing Yards   | 333         |
| RECEIVING | SD — Chandler 9-124;     | Att.-Comp.-Int. | 42-21-0     |
|           | Winslow 7-102, 2 TD;     | Punts-Avg.      | 1-48        |
|           | Joiner 5-68; Sievers     | Fumbles-Lost    | 3-2         |
|           | 2-17, 1 TD; Muncie 1-12; | Penalties-Yds.  | 6-51        |
|           | Fitzkee 1-8; Brooks 1-4; |                 | 6-54        |



Pittsburgh 10  
Los Angeles 38

1983 AFC DIVISIONAL PLAYOFF (JAN. 1, 1984)



**LOS ANGELES** — For the second straight year, the Steelers were eliminated in the first round of the playoffs, losing 38-10, to the Los Angeles Raiders. The defeat was their fifth in the last six games and their sixth straight to the Raiders.

After taking the lead on an impressive 78-yard drive, which produced three first downs, the Pittsburgh offense struggled for the balance of the game.

On their first scoring series, the Steelers elected to kick a field goal rather than try for a touchdown inches from the Raider goal line. The march was highlighted by a spectacular 44-yard reception by Wayne Capers. The Raiders took the lead the next time the Steelers had the ball when Lester Hayes stepped in front of a Cliff Stoudt to Calvin Sweeney sideline pass. Los Angeles scored on its next possession and added a field goal with six seconds remaining in the first half.

The Raiders scored the first three times they had the ball in the second half with drives of 72, 58, and 65 yards, while the Steelers settled for a 58-yard scoring pass from Stoudt to John Stallworth.

It was a record-tying 10th touchdown reception for Stallworth and the eighth straight playoff game in which he had scored to extend his own NFL mark.

The attendance of 90,334 was the largest postseason crowd in NFL history other than a Super Bowl and the second largest to ever see the Steelers play.

GAME SUMMARY

|          | 1 | 2  | 3  | 4 | F  |
|----------|---|----|----|---|----|
| STEELERS | 3 | 0  | 1  | 0 | 10 |
| Raiders  | 7 | 10 | 21 | 0 | 38 |

| TEAM Q | PLAY   | DRIVE       | SCORE |
|--------|--|-------------|-------|
| PIT 1  | Anderson 17 FG                                 | 8-78, 3:29  | 3-0   |
| LA 1   | Hayes 18 interception return (Bahr kick)       | —           | 3-7   |
| LA 2   | Allen 4 run (Bahr kick)                        | 9-80, 4:23  | 3-14  |
| LA 2   | Bahr 45 FG                                     | 7-43, 0:57  | 3-17  |
| LA 3   | King 9 run (Bahr kick)                         | 9-72, 4:55  | 3-24  |
| LA 3   | Allen 49 run (Bahr kick)                       | 2-58, 0:48  | 3-31  |
| PIT 3  | Stallworth 58 pass from Stoudt (Anderson kick) | 4-75, 1:19  | 10-31 |
| LA 3   | Hawkins 2 run (Bahr kick)                      | 10-65, 4:41 | 10-38 |

INDIVIDUAL STATISTICS

TEAM STATISTICS

|           | PIT                       | Steelers        | Raiders    |
|-----------|---------------------------|-----------------|------------|
| RUSHING   | PIT — Stoudt              | First Downs     | 17 (9-8-0) |
|           | 9-50; Pollard 9-37;       | 24 (13-9-2)     |            |
|           | Abercrombie 6-36; F.      | Third Downs     | 4-14 (29%) |
|           | Harris 6-33; Odom 1-4; T. | 5-13 (38%)      |            |
|           | 13-121, 2 TD; Hawkins     | Total Net Yards | 331        |
| PASSING   | 10-25, 1 TD; King 6-20,   | Plays-Avg.      | 64-5.2     |
|           | 1 TD; Plunkett 2-23; Guy  | 68-6.1          |            |
|           | 1-2; Wilson 1-(-3).       | Rushing Yards   | 162        |
|           | PIT — Stoudt 20-10-1,     | Att.-Avg.       | 32-5.1     |
|           | 187, 1 TD; Malone 7-3-0,  | 33-5.7          |            |
| RECEIVING | 22.                       | Passing Yards   | 169        |
|           | LAR — Plunkett 34-21-0,   | Att.-Comp.-Int. | 27-13-1    |
|           | 232.                      | 34-21-0         |            |
|           | PIT — F. Harris 4-31;     | Punts-Avg.      | 8-40.9     |
|           | Capers 2-54; Cunningham   | 6-41.3          |            |



Pittsburgh 24

Denver 17

1984 AFC DIVISIONAL PLAYOFF (DEC. 30, 1984)



**DENVER** — The Steelers overcame a near-disastrous start, a blocked punt and three missed field goals to earn their first postseason win since Super Bowl XIV, a 24-17 victory over Denver.

Eric Williams' interception and 28-yard return to the two-yard line with three and a half minutes to go set up the winning touchdown, scored on a gutty two-yard plunge by Frank Pollard. Twice the Steelers came back from seven point deficits and their three scoring drives prior to the final TD averaged almost 70 yards while the Broncos, meanwhile, never traveled more than 46 yards for their 17 points.

The game opened with Mark Malone losing two fumbles in Pittsburgh's first two possessions. However, Malone rebounded from his early miscues to complete six-of-eight passes on the Steelers' two scoring drives that gave them a halftime lead, 10-7.

A blocked punt on Pittsburgh's first second half possession gave Denver the ball on the four-yard line but for the second time inside their own 10, the Steeler defense stiffened and the Broncos had to settle for a field goal. The next time the Broncos had the ball they broke the 10-10 tie with their most impressive offensive series of the game with the touchdown coming on a John Elway bullet to Steve Watson, the Denver offensive hero with 11 receptions. After a 10-yard touchdown reception by Louis Lipps on which he broke several tackles, the Broncos managed only two first downs the rest of the game.

Two plays after a Gary Anderson missed field goal attempt, Williams turned the game around again with his big interception. Pollard with 99 yards and Abercrombie with 75 had postseason career highs rushing while Gary Dunn had his first career interception

GAME SUMMARY

|          | 1 | 2  | 3  | 4 | F  |
|----------|---|----|----|---|----|
| STEELERS | 0 | 10 | 7  | 7 | 24 |
| Broncos  | 7 | 0  | 10 | 0 | 17 |

| TEAM Q | PLAY                                      | DRIVE       | SCORE |
|--------|---|-------------|-------|
| DEN 1  | Wright 9 pass from Elway (Karlis kick)    | 5-22, 8:30  | 0-7   |
| PIT 2  | Anderson 28 FG                            | 12-62, 0:04 | 3-7   |
| PIT 2  | Pollard 1 run (Anderson kick)             | 8-78, 13:46 | 10-7  |
| DEN 3  | Karlis 21 FG                              | 4-0, 2:50   | 10-10 |
| DEN 3  | Watson 20 pass from Elway (Karlis kick)   | 6-46, 7:45  | 10-17 |
| PIT 3  | Lipps 10 pass from Malone (Anderson kick) | 7-66, 11:41 | 17-17 |
| PIT 4  | Pollard 2 run (Anderson kick)             | 3-2, 13:01  | 17-24 |

INDIVIDUAL STATISTICS

|         |   |
|---------|---|
| RUSHING | <b>PIT</b> — Pollard 16-99, 2 TD; Abercrombie 17-75; Veals 1-1; Lipps 1-0; Malone 5-(-6). <b>DEN</b> — Winder 15-37; Elway 4-16; Willhite 1-1; Parros 1-0; Watson 1-(-3).                                       |
|         | <b>PIT</b> — Malone 28-17-0, 224 1 TD.  |
|         | <b>PASSING</b> <b>DEN</b> — Elway 37-19-2, 184 2 TD; Willhite 1-1-0, 52.  |
|         | <b>PIT</b> — Lipps 5-86, 1 TD; Pollard 4-48; Stallworth 3-38; Abercrombie 3-18; Cunningham 1-19; Thompson 1-15. <b>DEN</b> — Watson 11-177, 1 TD; Winder 4-22; Wright 2-16, 1 TD; Willhite 2-12; Alexander 1-9. |

TEAM STATISTICS

|                 | Broncos     | Steelers     |
|-----------------|-------------|--------------|
| First Downs     | 15 (4-11-0) | 25 (12-13-0) |
| Third Downs     | 4-13 (31%)  | 5-13 (39%)   |
| Total Net Yards | 250         | 381          |
| Plays-Avg.      | 64-3.9      | 70-5.4       |
| Rushing Yards   | 51          | 169          |
| Att.-Avg.       | 22-2.3      | 40-4.2       |
| Passing Yards   | 199         | 212          |
| Att.-Comp.-Int. | 38-20-2     | 28-17-0      |
| Punts-Avg.      | 4-42.3      | 3-28.3       |
| Fumbles-Lost    | 2-0         | 3-2          |
| Penalties-Yds.  | 1-5         | 4-30         |



Pittsburgh 28

Miami 45

1984 AFC CHAMPIONSHIP (JAN. 6, 1985)



**MIAMI** — Dan Marino set AFC Championship game records with 421 yards passing and four touchdowns to lead the Dolphins to a 45-28 victory over Pittsburgh.

Eleven of Marino's 21 completions were for 20 yards or more and three were at least 40 yards, as the Steelers secondary could not contain the ultra-quick Dolphin receivers and three of their touchdown drives took less than two minutes to complete.

The Steelers controlled the ball on the ground most of the first half but after they had taken a 14-10 lead on John Stallworth's NFL record 11th touchdown reception in postseason, the Dolphins scored two touchdowns in the last 2:52 of the half and added another one on their first possession of the second half.

Following the scoring barrage, the Steelers were forced to open up their offense and stray away from their ball-control game which was very effective in the first 30 minutes and had accounted for 123 yards rushing and a four-minute edge in possession time. If there was a turning point, it came with a minute and a half left in the first half and Miami holding a 17-14 lead when Mark Malone suffered his third interception which the Dolphins quickly converted into a touchdown and a 10-point margin.

From the end of the first half to their first series of the fourth quarter, the Dolphins scored on five straight possessions. The 1,024 total yards by both teams was an AFC title game record as was the 50 first downs. Stallworth added to his touchdown reception mark with a tumbling third-quarter touchdown reception that brought the Steelers to within 10 points. Marino answered with 80 and 66-yard drives to put the game out of reach. Malone had career-highs with 20 completions and 312 yards passing.

GAME SUMMARY

|          | 1 | 2  | 3  | 4 | F  |
|----------|---|----|----|---|----|
| STEELERS | 7 | 7  | 7  | 7 | 28 |
| Dolphins | 7 | 17 | 14 | 7 | 45 |

| TEAM Q | PLAY  | DRIVE        | SCORE |
|--------|---|--------------|-------|
| MIA 1  | Clayton 40 pass from Marino (von Schamann kick) | 4-67, 7:15   | 0-7   |
| PIT 1  | Erenberg 7 run (Anderson kick)                  | 7-66, 11:30  | 7-7   |
| MIA 2  | von Schamann 26 FG                              | 8-55, 5:56   | 7-10  |
| PIT 2  | Stallworth 65 pass from Malone (Anderson kick)  | 3-71, 12:08  | 14-10 |
| MIA 2  | Duper 41 pass from Marino (von Schamann kick)   | 5-77, 13:30  | 14-17 |
| MIA 2  | Nathan 2 run (von Schamann kick)                | 5-35, 14:24  | 14-24 |
| MIA 3  | Duper 36 pass from Marino (von Schamann kick)   | 4-78, 1:48   | 14-31 |
| PIT 3  | Stallworth 19 pass from Malone (Anderson kick)  | 9-72, 7:05   | 21-31 |
| MIA 3  | Bennett 1 run (von Schamann kick)               | 10-80, 13:20 | 21-38 |
| MIA 4  | Moore 6 pass from Marino (von Schamann kick)    | 9-66, 3:55   | 21-45 |
| PIT 4  | Capers 29 pass from Malone (Anderson kick)      | 5-84, 14:35  | 28-45 |

INDIVIDUAL STATISTICS

|         |  |
|---------|--|
| RUSHING | <b>PIT</b> — Abercrombie 15-68; Pollard 11-48; Erenberg 6-27, 1 TD. <b>MIAMI</b> — Nathan 19-64, 1 TD; Bennett 8-33, 1 TD; Johnson 10-39; Strock 1-(-2).   |
|         | <b>PIT</b> — Malone 36-20-3, 312, 3 TD.  |
|         | <b>PASSING</b> <b>MIAMI</b> — Marino 32-21-1, 421, 4 TD; Nathan 1-1-0, 9.  |
|         | <b>PIT</b> — Stallworth 4-111, 2 TD; Erenberg 5-59; Lipps 3-45; Sweeney 3-42; Pollard 3-13; Capers 1-29; Abercrombie 1-13. <b>MIAMI</b> — Nathan 8-114; Duper 5-148, 2 TD; Clayton 4-95 1 TD; Moore 2-34, 1 TD; Hardy 2-16; Rose 1-28. |

TEAM STATISTICS

|                 | Dolphins     | Steelers    |
|-----------------|--------------|-------------|
| First Downs     | 28 (10-18-0) | 22 (8-14-0) |
| Third Downs     | 4-11 (36%)   | 6-11 (54%)  |
| Total Net Yards | 569          | 455         |
| Plays-Avg.      | 71-8.0       | 68-6.7      |
| Rushing Yards   | 134          | 143         |
| Att.-Avg.       | 38-3.5       | 32-4.5      |
| Passing Yards   | 435          | 312         |
| Att.-Comp.-Int. | 33-22-1      | 36-20-3     |
| Punts-Avg.      | 2-42.5       | 3-43.7      |
| Fumbles-Lost    | 1-1          | 2-1         |
| Penalties-Yds.  | 3-25         | 3-30        |



Pittsburgh 26  
Houston 23 (ot)

1989 AFC WILD CARD (DEC. 31, 1989)



**HOUSTON** — Houston attempted and missed a 55-yard field goal on their first possession and had a punt blocked by linebacker Jerry Olsavsky on their second to set up running back Tim Worley's nine-yard touchdown run which came on a fourth-and-one situation to set the tone for a 26-23 overtime win.

Both teams then added three field goals each before the Oilers staged a fourth-quarter comeback.

Quarterback Warren Moon hit wide receiver Ernest Givins with touchdown passes of 19 and nine yards to put Houston ahead 23-16 with 6:02 left in the game. The Steelers then marched 82 yards on 11 plays, including a 22-yard reverse by wide receiver Dwight Stone, to tie the score at 23-23 with 46 seconds remaining.

In overtime, Pittsburgh got the ball first but was forced to punt after three plays, giving Houston possession at their own 45-yard line. On the Oilers' first play, running back Lorenzo White ran left and fumbled when hit by cornerback Rod Woodson, who recovered the ball at the Houston 46. Five plays later, Gary Anderson booted a 50-yard field goal to end the game at 3:26 of overtime.

Anderson's field goal broke two Steelers postseason records, for most in a game (four) and longest. Running back Merrill Hoge became the second Steelers running back to rush for 100 yards in a postseason game, while the Oilers' Givins finished with 11 receptions for 136 yards and two touchdowns.

| GAME SUMMARY |   |   |   |    |    |    |
|--------------|---|---|---|----|----|----|
|              | 1 | 2 | 3 | 4  | OT | F  |
| STEELERS     | 7 | 3 | 3 | 10 | 3  | 26 |
| Oilers       | 0 | 6 | 3 | 14 | 0  | 23 |

| TEAM Q | PLAY | DRIVE                                    | SCORE              |
|--------|------|--|--------------------|
| PIT    | 1    | Worley 9 run (Anderson kick)             | 5-32, 12:07 7-0    |
| HOU    | 2    | Zendejas 26 FG                           | 18-87, 5:53 7-3    |
| HOU    | 2    | Zendejas 35 FG                           | 5-24, 8:50 7-6     |
| PIT    | 2    | Anderson 25 FG                           | 8-78, 13:03 10-6   |
| HOU    | 3    | Zendejas 26 FG                           | 4-6, 3:30 10-9     |
| PIT    | 3    | Anderson 30 FG                           | 7-30, 11:55 13-9   |
| PIT    | 4    | Anderson 48 FG                           | 9-33, 0:30 16-9    |
| HOU    | 4    | Givins 18 pass from Moon (Zendejas kick) | 10-80, 5:46 16-16  |
| HOU    | 4    | Givins 9 pass from Moon (Zendejas kick)  | 5-38, 8:58 16-23   |
| PIT    | 4    | Hoge 1 run (Anderson kick)               | 11-82, 14:14 23-23 |
| PIT    | 5    | Anderson 50 FG                           | 5-14, 3:26 26-23   |

| INDIVIDUAL STATISTICS |  | TEAM STATISTICS |                        |
|-----------------------|--|-----------------|------------------------|
|                       | <b>PIT</b> — Hoge 17-100, 1 TD; Worley 11-54, 1 TD; Stone 1-22; Brister 1-1. <b>HOU</b> — Pinkett 8-26; White 7-13; Rozier 5-12; Moon 3-12; Highsmith 2-2.   | <b>Steelers</b> | <b>Oilers</b>          |
| RUSHING               |  | First Downs     | 17 (8-9-0) 22 (2-18-2) |
|                       |  | Third Downs     | 3-14 (21%) 8-18 (44%)  |
|                       |  | Total Net Yards | 289 380                |
| PASSING               | <b>PIT</b> — Brister 33-15-0 127. <b>HOU</b> — Moon 48-29-0 315, 2 TD.   | Rushing Yards   | 177 65                 |
|                       |  | Att.-Avg.       | 30-5.9 25-2.6          |
|                       |  | Passing Yards   | 112 315                |
| RECEIVING             | <b>PIT</b> — Worley 4-23; Mularkey 3-40; Hoge 3-26; Lipps 3-24; Hill 1-7; Stock 1-7. <b>HOU</b> - Givins 11-136 2 TD; Hill 6-98; Pinkett 3-24; Highsmith 3-21; Jeffries 3-16; Duncan 2-15; Rozier 1-5. | Att.-Comp.-Int. | 33-15-0 48-29-0        |
|                       |  | Punts-Avg.      | 6-25.3 4-33.0          |
|                       |  | Fumbles-Lost    | 1-1 3-2                |
|                       |  | Penalties-Yds.  | 5-40 8-45              |
|                       |  |                 |                        |



Pittsburgh 23  
Denver 24

1989 DIVISIONAL PLAYOFF (JAN. 7, 1990)



**DENVER** — The Steelers dominated Denver throughout the game before falling behind by one point with 2:27 remaining, and suffered a 24-23 loss. A fumbled snap from shotgun formation on third down led to the defeat and eliminated them from advancing to the AFC Championship game.

The Steelers produced a season-high 404 offensive yards including 180 total yards by running back Merrill Hoge, but Denver marched 71 yards in nine plays on a fourth-quarter drive for the winning touchdown.

The Steelers had a lead throughout the game, opening with the first of Gary Anderson's three field goals. In the second quarter, Hoge swept left end untouched for a seven-yard touchdown run that extended the Steelers' lead to 10-0 and capped a 93-yard drive that began with a 45-yard run by Hoge.

The Broncos responded with a 12-play, 75-yard drive with running back Melvin Bratton scoring the first of his two one-yard touchdown runs.

Wide receiver Louis Lipps gave Pittsburgh a 10-point lead again with a nine-yard touchdown catch from Bobby Brister, but the Broncos tied the score at 17-17 on wide receiver Vance Johnson's 37-yard reception. Anderson's 35- and 32-yard field goals extended the Steelers' lead to six before Bratton's touchdown and the PAT put Denver ahead, 24-23.

Hoge became the first Steelers player to have consecutive 100-yard rushing games in postseason as he ran 10 times for 100 yards in the first half. Anderson set a team record with his seventh consecutive field goal in postseason, while Brister's 65.5 percent completion rate (19 of 29) was the fourth highest in team history for a game.

| GAME SUMMARY |   |    |   |   |    |  |
|--------------|---|----|---|---|----|--|
|              | 1 | 2  | 3 | 4 | F  |  |
| STEELERS     | 3 | 14 | 3 | 3 | 23 |  |
| Broncos      | 0 | 10 | 7 | 7 | 24 |  |

| TEAM Q | PLAY | DRIVE                                       | SCORE       |
|--------|------|---|-------------|
| PIT    | 1    | Anderson 32 FG                              | 13-65 3-0   |
| PIT    | 2    | Hoge 7 run (Anderson kick)                  | 5-93 10-0   |
| DEN    | 2    | Bratton 1 run (Treadwell kick)              | 12-75 10-7  |
| PIT    | 2    | Lipps 9 pass from Brister (Anderson kick)   | 12-77 17-7  |
| DEN    | 2    | Treadwell 43 FG                             | 3-41 17-10  |
| DEN    | 3    | Johnson 37 pass from Elway (Treadwell kick) | 1-37 17-17  |
| PIT    | 3    | Anderson 35 FG                              | 10-62 20-17 |
| PIT    | 4    | Anderson 32 FG                              | 10-34 23-17 |
| DEN    | 4    | Bratton 1 run (Treadwell kick)              | 9-71 23-24  |

| INDIVIDUAL STATISTICS |  | TEAM STATISTICS |                        |
|-----------------------|--|-----------------|------------------------|
|                       | <b>PIT</b> — Hoge 16-120, 1 TD; Worley 13-50; Brister 2-4; Lipps 1-1. <b>DEN</b> — Humphrey 18-85; Elway 7-44; Sewell 1-6; Bratton 4-3, 2 TD; Winder 1-0.  | <b>Steelers</b> | <b>Broncos</b>         |
| RUSHING               |  | First Downs     | 19 (7-12-0) 19 (8-9-2) |
|                       |  | Third Downs     | 9-15 (60%) 6-10 (60%)  |
|                       |  | Total Net Yards | 404 364                |
| PASSING               | <b>PIT</b> — Brister 29-19-0 229, 1 TD. <b>DEN</b> — Elway 20-12-1 239, 1 TD.  | Plays-Avg.      | 61-6.6 52-7.0          |
|                       |  | Rushing Yards   | 175 138                |
|                       |  | Att.-Avg.       | 32-5.5 31-4.5          |
| RECEIVING             | <b>PIT</b> — Hoge 8-60; Lipps 3-29, 1 TD; Stone 3-18, Mularkey 2-36; Worley 1-33; Stock 1-30; Thompson 1-23. <b>DEN</b> - Jackson 5-111; Johnson 3-85, 1 TD; Young 2-22; Nattiel 1-15; Humphrey 1-6. | Passing Yards   | 229 226                |
|                       |  | Att.-Comp.-Int. | 29-19-0 20-12-1        |
|                       |  | Punts-Avg.      | 2-43.0 4-37.5          |
|                       |  | Fumbles-Lost    | 2-2 1-0                |
|                       |  | Penalties-Yds.  | 8-50 2-19              |



## Buffalo 24 Pittsburgh 3

1992 AFC DIVISIONAL PLAYOFF (JAN. 9, 1993)



**HOUSTON** — Ten years to the day since their last home playoff game, the Steelers fell victim to turnovers and a tough Buffalo defense in front of a then-Three Rivers Stadium-record crowd of 60,407, for a 24-3 loss.

Gary Anderson's 38-yard field goal on their first drive was the extent of Pittsburgh's scoring as Neil O'Donnell threw two interceptions, fumbled once and was sacked seven times in his first action since December 6.

The Bills' first touchdown came on a one-yard pass from Frank Reich to offensive lineman Mitch Frerotte while the Steelers lost two interceptions and a fumble in the first half to fall behind 7-3. Buffalo scored on their first three possessions of the second half while the Steelers punted twice, failed to convert a fourth-down attempt and gave the ball up on downs following an aborted field goal try on their fourth second-half drives.

A turning point in the game came in the middle of the third quarter when left cornerback Richard Shelton stepped in front of Don Beebe but was unable to make the interception with an open field in front of him. James Lofton caught a 17-yard scoring pass on the next play to give the Bills a 14-3 lead.

The Steelers got inside the Buffalo 20 only twice and got a field goal, but Buffalo capitalized with three touchdowns on three trips inside the Pittsburgh 20.

Thurman Thomas was held to 54 yards rushing although Kenneth Davis gained 104 yards on 10 carries. Barry Foster countered with 104 yards on 20 carries in his first postseason game.

### GAME SUMMARY

|          | 1 | 2 | 3 | 4  | F  |
|----------|---|---|---|----|----|
| Bills    | 0 | 7 | 7 | 10 | 24 |
| STEELERS | 3 | 0 | 0 | 0  | 3  |

| TEAM | Q | PLAY                                       | DRIVE       | SCORE |
|------|---|--|-------------|-------|
| PIT  | 1 | Anderson 38 FG                             | 9-33, 4:32  | 3-0   |
| BUF  | 2 | Frerotte 1 pass from Reich (Christie kick) | 9-59, 4:31  | 3-7   |
| BUF  | 3 | Lofton 17 pass from Reich (Christie kick)  | 13-80, 6:44 | 3-14  |
| BUF  | 4 | Christie 43 FG (Christie kick)             | 10-44, 5:49 | 3-17  |
| BUF  | 4 | Gardner 1 run (Christie kick)              | 8-86, 5:20  | 3-24  |

### INDIVIDUAL STATISTICS

|                |  |
|----------------|--|
| <b>RUSHING</b> | <b>PIT</b> — Foster 20-104; O'Donnell 4-26; Thompson 1-3; Stone 1(-4); Royals 1-0. <b>BUF</b> — Thomas 19-54; Gardner 7-22, 1 TD; Davis 10-104; Reed 1(-8); Reich 2(-3).   |
|                | <b>PIT</b> — O'Donnell 29-15-2, 163.   |
|                | <b>BUF</b> — Reich 23-16-0, 160, 2 TD.   |
|                | <b>PIT</b> — Mills 8-93; Davenport 3-54; Stone 1-9; Foster 3-7. <b>BUF</b> — Metzelars 2-11; Beebe 6-72; Thomas 3-25; Frerotte 1-1, 1 TD; Lofton 2-29 1 TD; McKeller 2-22. |

### TEAM STATISTICS

|                 | Bills       | Steelers    |
|-----------------|-------------|-------------|
| First Downs     | 19 (7-11-1) | 18 (7-10-1) |
| Third Downs     | 8-14 (57%)  | 6-12 (50%)  |
| Total Net Yards | 325         | 240         |
| Plays-Avg.      | 63-5.2      | 63-3.8      |
| Rushing Yards   | 169         | 129         |
| Att.-Avg.       | 39-4.3      | 27-4.8      |
| Passing Yards   | 156         | 111         |
| Att.-Comp.-Int. | 23-16-0     | 29-15-2     |
| Punts-Avg.      | 4-42.3      | 3-37.3      |
| Fumbles-Lost    | 0-0         | 4-1         |
| Penalties-Yds.  | 4-33        | 2-23        |



## Pittsburgh 24 Kansas City 27 (ot)

1993 WILD CARD (JAN. 8, 1994)



**KANSAS CITY** — The Steelers never trailed until Nick Lowery's 32-yard field goal 11:03 into overtime clinched the 27-24 Kansas City win.

Scoring on their first drive, Pittsburgh held a 10-point lead at halftime before the Chiefs came back with 17 second-half points, tying the Steelers at 17-17 in the fourth quarter and at 24-24 with 1:43 left in the game.

The final tying touchdown was set up on a blocked punt by the Chiefs' Keith Cash, which was returned 31 yards by Fred Jones to the Pittsburgh nine-yard line.

From there, on fourth-and-goal, Joe Montana found Tim Barnett in the back of the end zone with his only touchdown pass.

The Steelers were then forced to punt again, and the Chiefs drove to the Pittsburgh 25 with an opportunity to take the lead, but Lowery's 43-yard field goal try was wide right with 12 seconds remaining.

In overtime, both teams punted on their first possession before Kansas City marched 66 yards in 11 plays to the Pittsburgh 14, setting up Lowery's game-winner.

Neil O'Donnell threw three touchdown passes, one each to tight ends Adrian Cooper and Eric Green as well as wide receiver Ernie Mills, while completing 23-of-42 attempts for 286 yards. Despite throwing incomplete on his first seven passes, Montana completed 28 of 42 for 276 yards and was sacked four times, three by Gerald Williams.

The Steelers converted nine of 19 third-down plays with a good mix of runs and passes, and had a possession advantage of 32:08 to 27:52 in regulation, but the Chiefs held the ball for 8:13 in overtime and limited the Steelers to just 2:50.

### GAME SUMMARY

|          | 1 | 2  | 3 | 4  | OT | F  |
|----------|---|----|---|----|----|----|
| STEELERS | 7 | 10 | 0 | 7  | 0  | 24 |
| Chiefs   | 7 | 0  | 3 | 14 | 3  | 27 |

| TEAM | Q | PLAY  | DRIVE       | SCORE |
|------|---|---|-------------|-------|
| PIT  | 1 | Cooper 10 pass from O'Donnell (Anderson kick) | 9-66, 5:00  | 7-0   |
| KC   | 1 | Birden 23 pass from Krieg (Lowry kick)        | 7-75, 2:21  | 7-7   |
| PIT  | 2 | Anderson 30 FG                                | 15-63, 7:05 | 10-7  |
| PIT  | 2 | Mills 26 from O'Donnell (Anderson kick)       | 6-51, 0:37  | 17-7  |
| KC   | 3 | Lowery 23 FG                                  | 11-49, 5:11 | 17-10 |
| KC   | 4 | Allen 2 run (Lowery kick)                     | 9-80, 5:18  | 17-17 |
| PIT  | 4 | Green 22 pass from O'Donnell (Anderson kick)  | 9-74, 4:47  | 24-17 |
| KC   | 4 | Barnett 7 pass from Montana (Lowery kick)     | 4-9, 0:46   | 24-24 |
| KC   | 5 | Lowery 32 FG                                  | 11-66, 5:59 | 24-27 |

### INDIVIDUAL STATISTICS

|                |   |
|----------------|---|
| <b>RUSHING</b> | <b>PIT</b> — Thompson 25-60; Hoge 6-27; Stone 3-11; O'Donnell 1(-1). <b>KC</b> — Allen 21-67 1 TD; Anders 5-27; Montana 4-13; McNair 2-9; Jones 1-9.  |
|                | <b>PIT</b> — O'Donnell 42-23-0, 286 3 TD.   |
|                | <b>KC</b> — Montana 43-28-0, 276 1 TD; Krieg 1-1-0, 23 1 TD.  |
|                | <b>PIT</b> — Graham 7-96; Mills 4-60, 1 TD; Hoge 3-43; Stone 3-36; Thompson 3-4; Green 2-37, 1 TD; Cooper 1-10, 1 TD. <b>KC</b> — Cash 7-56; Birden 6-72, 1 TD; Allen 4-29; Anders 3-30; Barnett 3-30, TD; Davis 2-47; Hayes 2-11; Hughes 1-15; McNair 1-9. |

### PASSING

### RECEIVING

### TEAM STATISTICS

|                 | Steelers    | Chiefs      |
|-----------------|-------------|-------------|
| First Downs     | 21 (5-15-1) | 28 (7-19-2) |
| Third Downs     | 9-19 (47%)  | 4-13 (31%)  |
| Total Net Yards | 369         | 401         |
| Plays-Avg.      | 80-4.6      | 81-5.0      |
| Rushing Yards   | 97          | 125         |
| Att.-Avg.       | 35-2.8      | 33-3.8      |
| Passing Yards   | 272         | 276         |
| Att.-Comp.-Int. | 42-23-0     | 44-29-0     |
| Punts-Avg.      | 7-38.3      | 6-44.8      |
| Fumbles-Lost    | 1-0         | 0-0         |
| Penalties-Yds.  | 5-40        | 5-25        |



Cleveland 9  
Pittsburgh 29

1994 AFC DIVISIONAL PLAYOFF (JAN. 7, 1995)



**PITTSBURGH** — Pittsburgh scored on its first three possessions on drives of 65, 53 and 74 yards en route to a 29-9 victory at Three Rivers Stadium.

The Browns made it 17-3 with a 22-yard Matt Stover field goal. Pittsburgh got one more opportunity when Tim McKyer intercepted Vinny Testaverde on the Cleveland 27 yard-line and returned it to the six, with 46 seconds remaining in the half. Three plays later, Pittsburgh took a 24-3 halftime lead when Neil O'Donnell hit Yancey Thigpen for a nine-yard grab.

The Steelers added a 40-yard Anderson field goal in the third quarter and a safety by Carnell Lake in the fourth quarter.

Cleveland drove into Pittsburgh territory just three times in 12 possessions. The Steelers outgained Cleveland 424 yards to 186, 23 first downs to 10 and had 42:27 to 17:33 advantage in time of possession.

The victory was Pittsburgh's first playoff win in five years.

GAME SUMMARY

|          | 1 | 2  | 3 | 4 | F  |
|----------|---|----|---|---|----|
| Browns   | 0 | 3  | 0 | 6 | 9  |
| STEELERS | 3 | 21 | 3 | 2 | 29 |

| TEAM | Q | PLAY  | DRIVE       | SCORE |
|------|---|---|-------------|-------|
| PIT  | 1 | Anderson 29 FG                                  | 13-65, 7:20 | 3-0   |
| PIT  | 2 | Green 2 pass from O'Donnell (Anderson kick)     | 8-53, 4:37  | 10-0  |
| PIT  | 2 | Williams 26 run (Anderson kick)                 | 6-74, 3:10  | 17-0  |
| CLE  | 2 | Stover 22 FG                                    | 6-25, 2:27  | 17-3  |
| PIT  | 2 | Thigpen 9 pass from O'Donnell (Anderson kick)   | 3-6, 0:20   | 24-3  |
| PIT  | 3 | Anderson 40 FG                                  | 14-72, 7:52 | 27-3  |
| CLE  | 4 | McCardell 20 pass from Testaverde (pass failed) | 3-73, 0:43  | 27-9  |
| PIT  | 4 | Testaverde sacked by Lake for a safety          | —           | 29-9  |

INDIVIDUAL STATISTICS

|                  |   |
|------------------|---|
|                  | <b>CLE</b> — Byner 9-43; Hoard 3-8; Metcalf 5-4. <b>PIT</b> — Foster 24-133; Morris 22-60; Williams 2-43, 1 TD; Tomczak 3-2.  |
| <b>RUSHING</b>   | <b>CLE</b> — Testaverde 31-13-2, 144, 1 TD.<br><b>PIT</b> — O'Donnell 23-16-0, 186, 2 TD.   |
| <b>PASSING</b>   | <b>CLE</b> — Jackson 3-47; McCardell 3-47, 1 TD; Metcalf 2-18; Carrier 2-8; Byner 1-14; Hoard 1-5; Kinchen 1-5. <b>PIT</b> — Mills 5-117; Williams 4-20; Green 3-21, 1 TD; Hastings 2-18; Thigpen 2-10, 1 TD. |
| <b>RECEIVING</b> |   |

TEAM STATISTICS

|                 |               |                 |
|-----------------|---------------|-----------------|
|                 | <b>Browns</b> | <b>Steelers</b> |
| First Downs     | 10 (3-6-1)    | 23 (14-9-0)     |
| Third Downs     | 2-11 (18%)    | 8-15 (53%)      |
| Fourth Downs    | 1-2 (50%)     | 0-0 (0%)        |
| Total Net Yards | 186           | 424             |
| Plays-Avg.      | 50-3.7        | 75-5.7          |
| Rushing Yards   | 55            | 238             |
| Att.-Avg.       | 17-3.2        | 51-4.7          |
| Passing Yards   | 131           | 186             |
| Sacked by Opp.  | 2-13          | 0-0             |
| Att.-Comp.-Int. | 31-13-2       | 23-16-0         |
| Punts-Avg.      | 5-38          | 5-38.2          |
| Penalties       | 2-17          | 4-50            |
| Fumbles-Lost    | 0-0           | 2-1             |
| Time of Poss.   | 17:33         | 42:27           |



Cleveland 9  
Pittsburgh 29

1994 AFC CHAMPIONSHIP (JAN. 15, 1995)



**PITTSBURGH** — The Chargers used a goal-line stand in the final two minutes to deal Pittsburgh a heart-breaking 17-13 loss before a record crowd of 61,545 at Three Rivers Stadium.

Pittsburgh opened the game with a 13-play, 67-yard drive to take a 7-0 lead. Twice the Steelers advanced inside San Diego's 20-yard line but only came away with two Gary Anderson field goals.

Pittsburgh led 13-3 until midway through the third quarter when Chargers' quarterback Stan Humphries connected with Alfred Pupunu for a 43-yard score.

The Steelers, who nearly doubled San Diego's offensive output in all categories, didn't fall behind until there were less than six minutes remaining in the game. A San Diego false start penalty on Harry Swayne nullified a third-down defensive stand to give the Chargers one more chance. On third-down and in need of 14 yards, Humphries hit Tony Martin with a 43-yard score with Tim McKeyer in coverage to give the Chargers a 17-13 lead.

The Steelers began their final drive at their 17 yard-line to the Chargers' three. On fourth down and three yards, San Diego linebacker Dennis Gibson batted down the scoring strike intended for Barry Foster. San Diego controlled the clock for the game's final minute.

GAME SUMMARY

|          | 1 | 2 | 3 | 4 | F  |
|----------|---|---|---|---|----|
| Chargers | 0 | 3 | 7 | 7 | 17 |
| STEELERS | 7 | 3 | 3 | 0 | 13 |

| TEAM | Q | PLAY  | DRIVE       | SCORE |
|------|---|---|-------------|-------|
| PIT  | 1 | Williams 16 run (Anderson kick)             | 13-67, 7:32 | 7-0   |
| SD   | 2 | Carney 20 FG                                | 6-77, 3:11  | 7-3   |
| PIT  | 2 | Anderson 39 FG                              | 12-51, 3:32 | 10-3  |
| PIT  | 3 | Anderson 23 FG                              | 9-50, 3:22  | 13-3  |
| SD   | 3 | Pupunu 43 pass from Humphries (Carney kick) | 5-64, 2:34  | 13-10 |
| SD   | 4 | Martin 43 pass from Humphries (Carney kick) | 8-80, 4:44  | 13-17 |

INDIVIDUAL STATISTICS

|                  |   |
|------------------|---|
|                  | <b>SD</b> — Means 20-69; Humphries 4-(-3).<br><b>PIT</b> — Foster 20-47; Williams 3-16; Morris 2-2; O'Donnell 1-1.  |
| <b>RUSHING</b>   | <b>SD</b> — Humphries 22-11-1, 165, 2 TD.<br><b>PIT</b> — O'Donnell 54-32-0, 349, 1 TD.   |
| <b>PASSING</b>   | <b>SD</b> — Pupunu 4-76, 1 TD; Means 2-19; Jefferson 2-16; Martin 1-43, 1 TD; Mitchell 1-19; 1-(-8). <b>PIT</b> — Mills 8-106; Williams 7-45, 1 TD; Hastings 5-55; Green 4-80; Thigpen 3-35; Foster 3-12; Hayes 1-16; Morris 1-0. |
| <b>RECEIVING</b> |   |

TEAM STATISTICS

|                 |                 |                 |
|-----------------|-----------------|-----------------|
|                 | <b>Chargers</b> | <b>Steelers</b> |
| First Downs     | 13 (4-8-1)      | 22 (14-17-1)    |
| Third Downs     | 3-11 (27%)      | 11-20 (55%)     |
| Fourth Downs    | 0-0 (0%)        | 2-3 (67%)       |
| Total Net Yards | 226             | 415             |
| Plays-Avg.      | 47-4.8          | 80-5.2          |
| Rushing Yards   | 66              | 66              |
| Att.-Avg.       | 24-2.8          | 26-2.5          |
| Passing Yards   | 160             | 349             |
| Sacked by Opp.  | 1-5             | 0-0             |
| Att.-Comp.-Int. | 22-11-1         | 54-32-0         |
| Punts-Avg.      | 5-38.4          | 5-44.4          |
| Penalties       | 3-15            | 8-111           |
| Fumbles-Lost    | 0-0             | 3-1             |
| Time of Poss.   | 22:47           | 37:13           |



## Buffalo 6 Pittsburgh 40

1995 AFC DIVISIONAL PLAYOFF (JAN. 6, 1996)



**PITTSBURGH** — The Pittsburgh Steelers dealt the Buffalo Bills their worst postseason loss in non-Super Bowl play with a 40-21 defeat in Three Rivers Stadium.

Pittsburgh scored on five of their seven first-half possessions, including touchdowns by John L. Williams and Ernie Mills on their first two drives. Buffalo added a Thurman Thomas touchdown at 49 seconds before the half, but Pittsburgh closed the half with Norm Johnson's third field goal to take a 23-7 halftime lead.

It seemed the game might turn into a rout when Pittsburgh marched to the Bills' four yard-line on the first possession of the second half, but the drive ended with a Greg Evans interception.

The Steelers added a record (tied) fourth field goal by Norm Johnson in the third quarter to take a 19-point lead.

Buffalo battled back with a touchdown pass from Jim Kelly to Thurman Thomas to cut the lead to less than a touchdown with over 11 minutes remaining in the game. Pittsburgh responded with a 76-yard drive that included key third-down receptions by Yancey Thigpen for 21 yards and Andre Hastings for 17 yards. Bam Morris finished off the drive with a 13-yard touchdown run.

Interceptions by Jerry Olsavsky and Levon Kirkland ended the Bills' next two drives, the latter at the Bills' 17 yard-line. Four plays later, the Steelers added a second Bam Morris touchdown and gained a 40-21 advantage at the two-minute warning.

The 40 points scored tied a then Steelers postseason game high (40, Dec. 19, 1976 at Baltimore). The offense ran 78 plays, second most all-time postseason, and the line allowed no sacks for the 12th time in postseason history.

### GAME SUMMARY

|          | 1 | 2  | 3 | 4  | F  |
|----------|---|----|---|----|----|
| Bills    | 0 | 7  | 7 | 7  | 21 |
| STEELERS | 7 | 16 | 3 | 14 | 40 |

| TEAM | Q | PLAY  | DRIVE       | SCORE |
|------|---|---|-------------|-------|
| PIT  | 1 | Williams 1 run (Johnson kick)               | 9-76, 5:31  | 7-0   |
| PIT  | 2 | Mills 10 pass from O'Donnell (Johnson kick) | 10-58, 5:23 | 14-0  |
| PIT  | 2 | Johnson 45 FG                               | 5-16, 1:14  | 17-0  |
| PIT  | 2 | Johnson 38 FG                               | 4-8, 1:43   | 20-0  |
| BUF  | 2 | Thomas 1 run (Christie kick)                | 4-49, 0:55  | 20-7  |
| PIT  | 2 | Johnson 34 FG                               | 5-53, 0:38  | 23-7  |
| PIT  | 3 | Johnson 39 FG                               | 4-4, 0:56   | 26-7  |
| BUF  | 3 | Cline 2 pass from Van Pelt (Christie kick)  | 4-42, 2:00  | 26-14 |
| BUF  | 4 | Thomas 9 pass from Kelly (Christie kick)    | 6-36, 2:46  | 26-21 |
| PIT  | 4 | Morris 13 run (Johnson kick)                | 9-76, 5:07  | 33-21 |
| PIT  | 4 | Morris 13 run (Johnson kick)                | 4-23, 1:48  | 40-21 |

### INDIVIDUAL STATISTICS

**RUSHING**  
**BUF** — Thomas 13-46, 1 TD; Tasker 1-40; Holmes 4-14; Van Pelt 2-8; Mohr 1-(-14). **PIT** — Morris 25-106, 2 TD; Pegram 8-33; Stewart 1-5; Williams 4-3, 1 TD; Mills 1-3; O'Donnell 4-(-3).

**PASSING**  
**BUF** — Kelly 29-14-3, 135, 1 TD; Van Pelt 10-4-1, 27, 1 TD.  
**PIT** — O'Donnell 35-19-2, 262, 1 TD.

**RECEIVING**  
**BUF** — Johnson 5-28; Cline 3-36, 1 TD; Brooks 3-28; Thomas 3-12, 1 TD; Tasker 2-38; Reed 2-20. **PIT** — Mills 5-66, 1 TD; Thigpen 3-77; Hastings 3-39; Stewart 2-27; Pegram 2-21; Morris 2-7; Hayes 1-17; Williams 1-8.

### TEAM STATISTICS

|                 | Bills       | Steelers     |
|-----------------|-------------|--------------|
| First Downs     | 18 (6-11-1) | 23 (8-15-15) |
| Third Downs     | 3-12 (25%)  | 5-16 (31%)   |
| Fourth Downs    | 0-0 (0%)    | 0-0 (0%)     |
| Total Net Yards | 250         | 409          |
| Plays-Avg.      | 62-4.0      | 78-5.2       |
| Rushing Yards   | 94          | 147          |
| Att.-Avg.       | 21-4.5      | 43-3.4       |
| Passing Yards   | 156         | 262          |
| Sacked by Opp.  | 2-6         | 0-0          |
| Att.-Comp.-Int. | 39-18-3     | 35-19-2      |
| Punts-Avg.      | 5-39.8      | 5-32.8       |
| Penalties       | 5-25        | 5-41         |
| Fumbles-Lost    | 3-1         | 1-0          |
| Time of Poss.   | 21:56       | 38:04        |



## Indianapolis 16 Pittsburgh 20

1995 AFC CHAMPIONSHIP (JAN. 14, 1996)



**PITTSBURGH** — The Pittsburgh Steelers exorcised the demons of the 1994 AFC Championship game with a 20-16 heart-stopper over the Indianapolis Colts to advance to the Super Bowl.

For the second straight year it was a pass on the game's final play that determined Pittsburgh's Super Bowl future. A Hail Mary pass by Colts' quarterback Jim Harbaugh to Aaron Bailey was batted away by DB Randy Fuller to send the Steelers to Arizona.

The game was reminiscent of the 1995 AFC Championship game. The Steelers had a 10-6 advantage at halftime with a five-yard touchdown pass from Neil O'Donnell to Kordell Stewart in the closing seconds of the half and a first quarter Norm Johnson field goal.

The Colts' scoring came from the foot of kicker Cary Blanchard. Indianapolis added a third field goal on their opening drive in the third quarter to pull within one point.

The Steelers countered with a second Norm Johnson field goal, but found themselves behind 16-13 after Jim Harbaugh hit Floyd Turner for a 47-yard touchdown strike with 8:46 remaining in the game.

The Steelers and the Colts traded punts as the clock slipped to 3:03 and Pittsburgh took over the ball at their own 33 yard-line. After a fourth-down reception by Andre Hastings, O'Donnell hit Ernie Mills along the right sideline for a 37-yard gain to advance to the Colts' one-yard line. Two plays later, Bam Morris punched in the go-ahead touchdown.

However, the Colts weren't ready to be corralled. Starting at his own 16-yard line, Jim Harbaugh led Indianapolis to the Pittsburgh 29-yard line before throwing the "Hail Mary" pass with just five seconds left in the game.

### GAME SUMMARY

|          | 1 | 2 | 3 | 4 | F  |
|----------|---|---|---|---|----|
| Colts    | 3 | 3 | 3 | 7 | 16 |
| STEELERS | 3 | 7 | 3 | 7 | 20 |

| TEAM | Q | PLAY  | DRIVE       | SCORE |
|------|---|---|-------------|-------|
| IND  | 1 | Blanchard 34 FG                               | 4-7, 1:58   | 0-3   |
| PIT  | 1 | Johnson 31 FG                                 | 11-40, 5:53 | 3-3   |
| IND  | 2 | Blanchard 36 FG                               | 17-80, 7:27 | 3-6   |
| PIT  | 2 | Stewart 5 pass from O'Donnell (Johnson kick)  | 10-61, 5:03 | 10-6  |
| IND  | 3 | Blanchard 37 FG                               | 10-61, 5:03 | 10-9  |
| PIT  | 3 | Johnson 36 FG                                 | 7-44, 3:17  | 13-9  |
| IND  | 4 | Turner 47 pass from Harbaugh (Blanchard kick) | 4-70, 2:11  | 13-16 |
| PIT  | 4 | Morris 1 run (Johnson kick)                   | 8-67, 1:29  | 20-16 |

### INDIVIDUAL STATISTICS

**RUSHING**  
**IND** — Warren 15-53; Harbaugh 6-29; Crockett 1-2; Humphrey 1-(-1).  
**PIT** — Pegram 10-46; Stewart 4-12; Morris 7-9; Williams 1-6; Mills 1-5; O'Donnell 1-2.

**PASSING**  
**IND** — Harbaugh 33-21, 267, 1 TD; Warren 1-0-0.  
**PIT** — O'Donnell 41-25-1, 205, 1 TD.

**RECEIVING**  
**IND** — Dawkins 7-96; Warren 7-37; Turner 3-73; Crockett 2-22; Dilger 1-30; Bailey 1-9. **PIT** — Thigpen 6-65; Williams 4-21; Morris 4-11; Mills 3-52; Hastings 3-21; Stewart 2-18; Holliday 1-8; Bruener 1-6; Pegram 1-3.

### TEAM STATISTICS

|                 | Colts       | Steelers    |
|-----------------|-------------|-------------|
| First Downs     | 16 (4-12-0) | 21 (6-12-3) |
| Third Downs     | 5-15 (33%)  | 6-14 (43%)  |
| Fourth Downs    | 1-1 (100%)  | 1-1 (100%)  |
| Total Net Yards | 186         | 285         |
| Plays-Avg.      | 50-3.7      | 66-4.3      |
| Rushing Yards   | 83          | 80          |
| Att.-Avg.       | 23-3.6      | 24-4.3      |
| Passing Yards   | 245         | 205         |
| Sacked by Opp.  | 3-22        | 1-0         |
| Att.-Comp.-Int. | 34-21-0     | 41-25-1     |
| Punts-Avg.      | 4-50        | 4-38.8      |
| Penalties       | 5-57        | 4-25        |
| Fumbles-Lost    | 1-0         | 0-0         |
| Time of Poss.   | 30:36       | 29:24       |



Indianapolis 14  
Pittsburgh 42

1996 AFC WILD CARD (DEC. 29, 1996)



**PITTSBURGH** — The Steelers overcame two first-half turnovers to score the most points in Steelers playoff history and the team's most decisive postseason win in 18 years with a 42-14 victory against Indianapolis.

The team scored the game's first 13 points and final 29 with a ground attack that ranked fourth in Steelers postseason history.

The Steelers took a 10-0 lead with Norm Johnson field goal and Kordell Stewart's one-yard touchdown scamper that was set up by a Jahine Arnold 31-yard punt return. Pittsburgh added a 50-yard Johnson field goal to start the second quarter.

Indianapolis responded with 14 unanswered points for a 14-13 halftime lead.

Pittsburgh regained the momentum on the opening drive of the second half. Starting from their own nine-yard line, the Steelers marched 91 yards in 16 plays while running 9:30 off the clock. The drive ended with a Jerome Bettis touchdown and a Stewart to John Farquhar two-point conversion.

The Steelers offense churned out 228 yards in the second half, while the defense held the Colts to 22 second-half yards and two first downs. Included in the Steelers three fourth-quarter touchdowns was Witman's 31-yard rushing touchdown which was his first NFL touchdown and second-longest postseason touchdown run in Steelers' history.

Five rushing touchdowns was a single-game postseason record. It was the fourth time in a Steeler playoff history they had a 100-yard rusher and 100-yard receiver in a game. The Steelers' 42 points was their highest point total in the postseason.

GAME SUMMARY

|          | 1  | 2  | 3 | 4  | F  |
|----------|----|----|---|----|----|
| Colts    | 0  | 14 | 0 | 0  | 14 |
| STEELERS | 10 | 3  | 8 | 21 | 42 |

| TEAM | Q | PLAY  | DRIVE       | SCORE |
|------|---|---|-------------|-------|
| PIT  | 1 | Johnson 29 FG                                   | 8-51, 3:26  | 3-0   |
| PIT  | 1 | Stewart 1 run (Johnson kick)                    | 4-31, 1:39  | 10-0  |
| PIT  | 2 | Johnson 50 FG                                   | 7-26, 2:25  | 13-0  |
| IND  | 2 | Daniels 59 interception return (Blanchard kick) | -           | 13-7  |
| IND  | 2 | Bailey 9 pass from Harbaugh (Blanchard kick)    | 4-60, 1:50  | 13-14 |
| PIT  | 3 | Bettis 1 run (Stewart pass to Farquhar)         | 16-91, 9:30 | 21-14 |
| PIT  | 4 | Bettis 1 run (Johnson kick)                     | 5-18, 2:13  | 28-14 |
| PIT  | 4 | Witman 31 run (Johnson kick)                    | 5-71, 2:39  | 34-14 |
| PIT  | 4 | Stewart 3 run (Johnson kick)                    | 7-40, 3:14  | 42-14 |

INDIVIDUAL STATISTICS

|           |   |
|-----------|---|
| RUSHING   | IND — Faulk 9-25; Groce 2-11; Harbaugh 3-6; Warren 1-(-1).  |
|           | PIT — Bettis 25-102, 2 TD; Stewart 9-48, 2 TD; Witman 7-48; 1 TD; McAfee 5-21; Hastings 2-7; Mills 1-4; Lester 1-2; Tomczak 1-(-1). |
|           | PASSING   |
|           | IND — Harbaugh 32-12-1, 134, 1 TD; Justin 1-1-0, 6.   |
|           | PIT — Tomczak 21-13-2, 176; Stewart 1-1-0, 0.   |
| RECEIVING | IND — Harrison 3-71; Stablein 3-28; Faulk 3-10; Dawkins 2-18; Bailey 1-9, 1 TD; Dilger 1-4.   |
|           | PIT — Johnson 5-109; Hastings 3-30; Botkin 2-26; Lester 2-7; Bettis 1-4; McAfee 1-0.  |
|           |   |
|           |   |
|           |   |

TEAM STATISTICS

|                 | Colts      | Steelers    |
|-----------------|------------|-------------|
| First Downs     | 8 (0-7-1)  | 24 (16-7-1) |
| Third Downs     | 5-15 (33%) | 6-12 (50%)  |
| Fourth Downs    | 0-1 (0%)   | 0-0 (0%)    |
| Total Net Yards | 146        | 407         |
| Plays-Avg.      | 52-2.8     | 73-5.6      |
| Rushing Yards   | 41         | 231         |
| Att.-Avg.       | 15-2.7     | 51-4.5      |
| Passing Yards   | 105        | 176         |
| Sacked by Opp.  | 4-35       | 0-0         |
| Att.-Comp.-Int. | 33-13-1    | 22-14-2     |
| Punts-Avg.      | 8-42.4     | 2-41.5      |
| Penalties       | 6-30       | 3-19        |
| Fumbles-Lost    | 1-1        | 2-1         |
| Time of Poss.   | 22:24      | 37:36       |



Pittsburgh 3  
New England 28

1996 AFC DIVISIONAL PLAYOFF (JAN. 5, 1997)



**FOXBORO** — The Steelers playoff hopes ended on a fog enshrouded field in Foxboro and a 28-3 defeat.

It was a game of big plays from the opening drive. Unfortunately, the Patriots made them and scored on three of their first four possessions.

Quarterback Drew Bledsoe hit Terry Glenn for a 53-yard gain against Rod Woodson on New England's first play from scrimmage. One play later, Curtis Martin made the score, 7-0.

The Steelers second possession ended with their second punt. New England used a short field to gain a 14-0 lead with a Bledsoe to Keith Byars 34-yard touchdown reception.

New England added an exclamation point when Martin broke a 78-yard touchdown run to open the second quarter. Pittsburgh's struggling offense gained just 29 yards in 13 plays in three first-quarter possessions. They fared no better in the second quarter, converting just one of seven third-down plays.

Jerome Bettis, despite two pulled groin muscles, tried to carry the ground attack. The Steelers turned a Chad Brown interception into a Norm Johnson field goal, giving them their only points of the day. But two second-half interceptions, including one that led to a third Martin touchdown, kept the Steelers from making a rally.

GAME SUMMARY

|          | 1  | 2 | 3 | 4 | F  |
|----------|----|---|---|---|----|
| STEELERS | 0  | 0 | 3 | 0 | 3  |
| Patriots | 14 | 7 | 0 | 7 | 28 |

| TEAM | Q | PLAY  | DRIVE      | SCORE |
|------|---|---|------------|-------|
| NE   | 1 | Martin 2 run (Vinatieri kick)               | 2-55, 0:51 | 0-7   |
| NE   | 1 | Byars 34 pass from Bledsoe (Vinatieri kick) | 4-59, 1:59 | 0-14  |
| NE   | 2 | Martin 78 run (Vinatieri kick)              | 1-78, 0:12 | 0-21  |
| PIT  | 3 | Johnson 29 FG                               | 5-26, 2:50 | 3-21  |
| NE   | 4 | Martin 23 run (Vinatieri kick)              | 6-61, 3:49 | 3-28  |

INDIVIDUAL STATISTICS

|  |
|--|
| PIT — Bettis 13-43; McAfee 5-30; Tomczak 2-20; Stewart 4-19; Witman 3-11.                    |
| NE — Martin 19-166, 3 TD; Meggett 2-18; Byars 2-8; Greier 5-7; Zolak 3-(-4); Bledsoe 1-(-2). |
| PIT — Tomczak 29-16-2, 110; Stewart 10-0-0.  |
| NE — Bledsoe 24-14-2, 164, 1 TD; Zolak 2-1-0, 3.   |
| PIT — Hastings 5-35; Botkin 2-20; Arnold 2-16; Bettis 2-(-1); Witman 1-(-2).                 |
| NE — Byars 4-53, 1 TD; Glenn 3-69; Coates 3-18; Jefferson 3-18; Martin 2-9.                  |

RUSHING

PASSING

RECEIVING

TEAM STATISTICS

|                 | Steelers   | Patriots   |
|-----------------|------------|------------|
| First Downs     | 12 (7-5-0) | 17 (9-6-2) |
| Third Downs     | 3-18 (17%) | 5-13 (38%) |
| Fourth Downs    | 2-4 (50%)  | 0-1 (0%)   |
| Total Net Yards | 213        | 346        |
| Plays-Avg.      | 69-3.1     | 60-5.8     |
| Rushing Yards   | 123        | 194        |
| Att.-Avg.       | 27-4.6     | 32-6.1     |
| Passing Yards   | 90         | 152        |
| Sacked by Opp.  | 3-20       | 2-15       |
| Att.-Comp.-Int. | 39-16-2    | 26-15-2    |
| Punts-Avg.      | 9-42       | 7-43.6     |
| Penalties       | 3-15       | 2-21       |
| Fumbles-Lost    | 0-0        | 0-0        |
| Time of Poss.   | 28:39      | 31:21      |





New England 6  
Pittsburgh 7

1997 AFC DIVISIONAL PLAYOFF (JAN. 3, 1998)



**PITTSBURGH** — The Steelers defeated the New England Patriots for the second time in three weeks, 7-6, in the AFC Divisional Playoff.

Pittsburgh forced four turnovers, including two in the final 1:44 of the game, and advanced to the AFC Championship for the third time in four years.

The Steelers struck early when Kordell Stewart scampered around left end and raced 40 yards for a touchdown on the team's opening possession with 9:49 left in the first quarter. The drive began when rookie cornerback Chad Scott intercepted quarterback Drew Bledsoe and returned it 27 yards to the Steelers 38.

New England was limited to a pair of short field goals by Adam Vinatieri and fell two games short of a return to the Super Bowl.

Linebacker Jason Gildon recovered a pair of fumbles for the Steelers. The second recovery came after backup left end Mike Vrabel stripped Bledsoe of the ball, and Gildon pounced on it at the Pittsburgh 34 with 1:44 to play.

The Patriots got back the ball in the final seconds before linebacker Levon Kirkland intercepted a long pass by Bledsoe to seal the win.

GAME SUMMARY

|          | 1 | 2 | 3 | 4 | F |
|----------|---|---|---|---|---|
| Patriots | 0 | 3 | 0 | 3 | 6 |
| STEELERS | 7 | 0 | 0 | 0 | 7 |

| TEAM | Q | PLAY                          | DRIVE       | SCORE |
|------|---|-------------------------------|-------------|-------|
| PIT  | 1 | Stewart 40 run (Johnson kick) | 8-62, 3:41  | 7-0   |
| NE   | 2 | Vinatieri 31 FG               | 10-65, 3:37 | 7-3   |
| NE   | 4 | Vinatieri 46 FG               | 10-52, 4:44 | 7-6   |

INDIVIDUAL STATISTICS

|         |  |
|---------|--|
| RUSHING | <b>PIT</b> – Stewart 11-68 1 TD; Bettis 25-67; McAfee 1-10. <b>NE</b> – Shaw 10-22; Cullors 7-18; Bledsoe 2(-4).   |
|         | <b>PASSING</b> <b>PIT</b> – Stewart 31-14-1, 134. <b>NE</b> – Bledsoe 44-23-2, 264.  |
|         | <b>RECEIVING</b> <b>PIT</b> – Hawkins 4-28; Thigpen 3-54; Johnson 3-28; Lester 2-3; Blackwell 1-14; Bettis 1-7. <b>NE</b> – Jefferson 9-104; Glenn 5-96; Brisy 3-37; Byars 2-1; Shaw 1-13; Brown 1-6; Gash 1-6; Cullors 1-1. |

TEAM STATISTICS

|                 | Patriots    | Steelers   |
|-----------------|-------------|------------|
| First Downs     | 15 (1-14-0) | 16 (6-8-2) |
| Third Downs     | 6-15 (40%)  | 8-18 (44%) |
| Fourth Downs    | 0-0 (0%)    | 0-1 (0%)   |
| Total Net Yards | 280         | 279        |
| Plays-Avg.      | 65-4.3      | 70-4.0     |
| Rushing Yards   | 36          | 145        |
| Att.-Avg.       | 19-1.9      | 37-3.9     |
| Passing Yards   | 244         | 134        |
| Sacked by Opp.  | 2-20        | 2-0        |
| Att.-Comp.-Int. | 44-23-2     | 31-14-1    |
| Punts-Avg.      | 7-42        | 9-32.7     |
| Penalties       | 7-68        | 5-41       |
| Fumbles-Lost    | 2-2         | 0-0        |
| Time of Poss.   | 24:23       | 35:37      |



Denver 24  
Pittsburgh 21

1997 AFC CHAMPIONSHIP (JAN. 11, 1998)



**PITTSBURGH** — John Elway passed for two touchdowns in the final 1:47 of the first half to help Denver build a 24-14 lead, while the Broncos defense forced four turnovers by Pittsburgh quarterback Kordell Stewart to propel Denver to a 24-21 victory against the Steelers in the AFC Championship Game.

The Steelers, who were hosting the AFC Championship for the third time in four years under coach Bill Cowher, had a 14-7 lead after a Kordell Stewart 33-yard touchdown run in the first quarter.

Stewart was 6-of-17 for 69 yards with two interceptions in the first half. He finished 18-of-36 for 201 yards with three interceptions and a fumble.

The only score of the second half was a 15-yard touchdown pass from Stewart to Charles Johnson that pulled the Steelers within 24-21 with 2:46 left in the fourth quarter. The touchdown capped a 10-play, 79-yard drive in just 2:57.

Because Pittsburgh had all three timeouts left, Cowher opted not to attempt an on-side kick. But just after the two-minute warning on a third-and-six play, Elway drilled an 18-yard pass to tight end Shannon Sharpe to the Denver 33 with Jason Gildon in coverage. On the next play, Elway rolled right and flipped a 10-yard pass to Ed McCaffrey. Then he broke off a 19-yard run with less than 50 seconds remaining to seal the win.

GAME SUMMARY

|          | 1 | 2  | 3 | 4 | F  |
|----------|---|----|---|---|----|
| Broncos  | 7 | 17 | 0 | 0 | 24 |
| STEELERS | 7 | 7  | 0 | 7 | 21 |

| TEAM | Q | PLAY   | DRIVE       | SCORE |
|------|---|--|-------------|-------|
| DEN  | 1 | Davis 8 run (Elam kick)                        | 6-72, 3:15  | 0-7   |
| PIT  | 1 | Stewart 33 run (Johnson kick)                  | 6-65, 3:02  | 7-7   |
| PIT  | 2 | Bettis 1 run (Johnson kick)                    | 11-68, 4:46 | 14-7  |
| DEN  | 2 | Elam 43 FG                                     | 11-45, 4:22 | 14-10 |
| DEN  | 2 | Griffith 15 pass from Elway (Elam kick)        | 5-80, 2:53  | 14-17 |
| DEN  | 2 | McCaffrey 1 pass from Elway (Elam kick)        | 4-54, 0:30  | 14-24 |
| PIT  | 4 | C. Johnson 14 pass from Stewart (Johnson kick) | 10-79, 2:57 | 21-24 |

INDIVIDUAL STATISTICS

|         |   |
|---------|---|
| RUSHING | <b>PIT</b> – Bettis 23-104, 1 TD; Stewart 3-44, 1 TD; McAfee 1-12. <b>DEN</b> – Davis 26-139, 1 TD; Elway 2-9; Hebron 2-2.  |
|         | <b>PASSING</b> <b>PIT</b> – Stewart 36-18-3, 201, 1 TD. <b>DEN</b> – Elway 31-18-1, 210, 3 TD.  |
|         | <b>RECEIVING</b> <b>PIT</b> – Thigpen 6-92; Hawkins 4-30; Johnson 3-34; Blackwell 2-19; Bruener 1-16; Lester 1-7; Bettis 1-3. <b>DEN</b> – JeffSmith 6-87; McCaffrey 5-37, 1 TD; Sharpe 3-49; Griffith 2-26, 1 TD; Hebron 1-9; Davis 1-2. |

TEAM STATISTICS

|                 | Broncos     | Steelers    |
|-----------------|-------------|-------------|
| First Downs     | 23 (6-15-2) | 23 (8-13-2) |
| Third Downs     | 8-14 (57%)  | 6-11 (55%)  |
| Fourth Downs    | 0-0 (0%)    | 0- (0%)     |
| Total Net Yards | 345         | 354         |
| Plays-Avg.      | 63-5.5      | 66-5.4      |
| Rushing Yards   | 150         | 161         |
| Att.-Avg.       | 30-5.0      | 27-6.0      |
| Passing Yards   | 195         | 193         |
| Sacked by Opp.  | 2-15        | 3-8         |
| Att.-Comp.-Int. | 31-18-1     | 36-18-3     |
| Punts-Avg.      | 5-31.4      | 4-42        |
| Penalties       | 4-21        | 4-71        |
| Fumbles-Lost    | 2-1         | 1-1         |
| Time of Poss.   | 30:01       | 29:59       |





Baltimore 10  
Pittsburgh 27

2001 AFC DIVISIONAL PLAYOFF (JAN. 20, 2002)



**PITTSBURGH** — The Steelers advanced to the AFC Championship Game by dominating the Baltimore Ravens during a 27-10 victory at Heinz Field.

Starting running back Jerome Bettis missed the game due to an adverse reaction to pain medication that he received prior to the game.

However, the Steelers' defense dominated the game, limiting Baltimore to only 22 yards rushing and 150 yards total, while intercepting Ravens quarterback Elvis Grbac three times, including two interceptions in the end zone by free safety Brent Alexander.

Steelers' cornerback Chad Scott intercepted Grbac's first pass of the game to set up Kris Brown's 21-yard field goal that gave Pittsburgh a 3-0 first quarter lead.

Pittsburgh extended their lead to 10-0 later in the quarter when running back Amos Zereoue capped a 51-yard drive with a one-yard touchdown run.

Zereoue's second touchdown, also from one yard out, increased the Steelers' lead to 17-0 midway through the second quarter. Brown's 46-yard field goal on Pittsburgh's next drive gave the Steelers a 20-0 advantage with 3:46 left in the first half.

A 26-yard field goal by Baltimore kicker Matt Stover made the score 20-3 at halftime. Jermaine Lewis' 88-yard punt return for a touchdown in the third quarter pulled the Ravens to within 20-10.

Pittsburgh made the final score 27-10 when quarterback Kordell Stewart completed

GAME SUMMARY

|          | 1  | 2  | 3 | 4 | F  |
|----------|----|----|---|---|----|
| Ravens   | 0  | 3  | 7 | 0 | 10 |
| STEELERS | 10 | 10 | 0 | 7 | 27 |

| TEAM | Q | TIME  | PLAY                                      | DRIVE       | SCORE |
|------|---|-------|---|-------------|-------|
| PIT  | 1 | 9:07  | Brown 21 FG                               | 7-40; 4:16  | 7-0   |
| PIT  | 1 | 3:49  | Zereoue 1 run (Brown kick)                | 7-51; 3:13  | 10-0  |
| PIT  | 2 | 5:43  | Zereoue 1 run (Brown kick)                | 6-43; 3:27  | 17-0  |
| PIT  | 2 | 3:46  | Brown 46 FG                               | 4-6; 1:33   | 20-0  |
| BAL  | 2 | 0:51  | Stover 26 FG                              | 11-57; 2:55 | 20-3  |
| BAL  | 3 | 7:18  | J. Lewis 88 punt return (Stover kick)     | —; —        | 20-10 |
| PIT  | 4 | 14:11 | Burress 32 pass from Stewart (Brown kick) | 12-83; 5:54 | 27-10 |

INDIVIDUAL STATISTICS

|           |   |
|-----------|---|
| RUSHING   | <b>BAL</b> — Allen 4-11;<br>Brookins 4-6; Williams<br>3-5. <b>PIT</b> — Zereoue 24-63,<br>2 TD; Fuamatu-Ma'afala<br>12-30; Stewart 10-30;<br>Edwards 1-23; Ward 1-6;<br>Witman 1-2.             |
|           | <b>BAL</b> — Grbac 37-18-3,<br>153. Pit. — Stewart<br>22-12-1, 154, 1 TD.   |
|           | <b>PIT</b> — Elway 31-18-1,<br>210, 3 TD.   |
|           | <b>BAL</b> — Sharpe 5-56; Taylor<br>4-27; Williams 4-24;<br>Allen 3-11; Stokley 1-27;<br>Ismail 1-8. <b>PIT</b> - Burress<br>5-84, 1 TD; Ward 3-37;<br>Zereoue 2-13; Shaw 1-14;<br>Edwards 1-6. |
|           |   |
| PASSING   |   |
| RECEIVING |   |

TEAM STATISTICS

|                 | Ravens     | Steelers    |
|-----------------|------------|-------------|
| 1st Downs       | 7 (0-6-1)  | 21 (11-8-2) |
| 3rd Downs       | 1-12 (8%)  | 7-16 (44%)  |
| 4th Downs       | 1-1 (100%) | 0-0 (0%)    |
| Total Net Yards | 150        | 297         |
| Plays-Avg.      | 51-2.9     | 73-4.1      |
| Rushing Yards   | 22         | 154         |
| Att.-Avg.       | 11-2.0     | 49-3.1      |
| Passing Yards   | 128        | 143         |
| Sacked by Opp.  | 3-25       | 2-11        |
| Att.-Comp.-Int. | 37-18-3    | 22-12-1     |
| Punts-Avg.      | 8-37.4     | 5-41.6      |
| Penalties       | 6-70       | 6-40.3      |
| Fumbles-Lost    | 1-1        | 3-0         |
| Time of Poss.   | 19:15      | 40:45       |



New England 24  
Pittsburgh 17

2001 AFC CHAMPIONSHIP (JAN. 21, 2002)



**PITTSBURGH** — After trailing 21-3 in the third quarter, a Steelers' comeback fell short as Pittsburgh was defeated by the Patriots, 24-17, ending their Super Bowl hopes.

Despite the anticipated return of running back Jerome Bettis, the Steelers' ground game never got rolling against a Patriots defense that held Pittsburgh's league leading rushing attack to a season-low 58 yards.

New England jumped out to a 7-0 lead after a penalty nullified a 64-yard Josh Miller punt and Troy Brown returned the second kick 55 yards for a touchdown in the first quarter. The Steelers responded with a 10-play, 65-yard drive that ended with Kris Brown booting a 30-yard field goal to cut the Patriots' lead to 7-3.

With two minutes left in the first half, New England quarterback Tom Brady was forced out of the game with an ankle injury after completing a 28-yard pass to Troy Brown on a key third-down play. Drew Bledsoe came in and moved the offense 40-yards in four plays, capped by an 11-yard touchdown pass to David Patten, giving the Patriots to take a 14-3 halftime lead.

Things continued to look grim for Pittsburgh when Kris Brown's 34-yard field goal attempt was blocked by defensive lineman Brian Mitchell and recovered by Troy Brown who lateraled the ball to Antwan Harris for a 49-yard return for a touchdown to give New England a 21-3 advantage.

The Steelers offense then found their rhythm, scoring on the next two possessions with touchdown runs (1, 11) by Jerome Bettis and Amos Zereoue, respectively, pulling Pittsburgh within 21-17 through three quarters.

New England kicker Adam Vinatieri's 44-yard field goal early in the fourth quarter put the Patriots up 24-17 with 11:12 left. The Steelers were forced to punt on the ensuing drive and Kordell Stewart was intercepted in their final two possessions.

GAME SUMMARY

|          | 1 | 2 | 3  | 4 | F  |
|----------|---|---|----|---|----|
| Patriots | 7 | 7 | 7  | 3 | 24 |
| STEELERS | 0 | 3 | 14 | 0 | 17 |

| TEAM | Q | TIME  | PLAY  | DRIVE       | SCORE |
|------|---|-------|---|-------------|-------|
| N.E. | 1 | 3:42  | T. Brown 55 punt return                         | —; —        | 7-0   |
| PIT  | 2 | 13:33 | K. Brown 30 FG                                  | 10-65; 5:09 | 7-3   |
| N.E. | 2 | 0:58  | Patten 11 pass from Bledsoe (Vinatieri kick)    | 7-70; 1:44  | 14-3  |
| N.E. | 3 | 8:51  | Harris 49 return of blocked FG (Vinatieri kick) | —; —        | 21-3  |
| PIT  | 3 | 5:11  | Bettis 1 run (Brown kick)                       | 8-79; 3:40  | 21-10 |
| PIT  | 3 | 1:29  | Zereoue 11 run (Brown kick)                     | 5-32; 1:41  | 21-17 |
| N.E. | 4 | 11:12 | Vinatieri 44 FG                                 | 11-45; 5:17 | 24-17 |

INDIVIDUAL STATISTICS

|           |  |
|-----------|--|
| RUSHING   | <b>NE</b> — Smith 15-47;<br>Redmond 3-13; Brady<br>2-3; Edwards 1-3; Bledsoe<br>4-1. <b>PIT</b> — Stewart 8-41;<br>Zereoue 4-11, 1 TD; Bettis<br>9-8, 1 TD; Ward 1-(-2).   |
|           | <b>NE</b> — Bledsoe 21-10-0,<br>102, 1 TD; Brady 18-12-0,<br>115.  |
|           | <b>PIT</b> — Stewart 42-24-3,<br>255.  |
|           | <b>NE</b> — Brown 8-121;<br>Patten 4-39, 1 TD;<br>Edwards 4-26; Johnson<br>2-22; Wiggins 2-7;<br>Redmond 2-2. <b>PIT</b> - Ward<br>6-64; Burress 5-67;<br>Zereoue 4-50; Bettis 2-23;<br>Edwards 2-16; Kreider<br>2-13; Cushing 1-10; Shaw<br>1-9; Tuman 1-3. |
|           |  |
| PASSING   |  |
| RECEIVING |  |

TEAM STATISTICS

|                 | Patriots    | Steelers    |
|-----------------|-------------|-------------|
| 1st Downs       | 15 (4-11-0) | 23 (4-14-5) |
| 3rd Downs       | 6-17 (35%)  | 4-14 (29%)  |
| 4th Downs       | 0-1 (0%)    | 0-0 (0%)    |
| Total Net Yards | 259         | 306         |
| Plays-Avg.      | 68-3.8      | 67-4.6      |
| Rushing Yards   | 67          | 58          |
| Att.-Avg.       | 25-2.7      | 22-2.6      |
| Passing Yards   | 192         | 248         |
| Sacked by Opp.  | 4-25        | 3-7         |
| Att.-Comp.-Int. | 39-22-0     | 42-24-3     |
| Punts-Avg.      | 7-39.1      | 6-43.0      |
| Penalties       | 12-87       | 3-25        |
| Fumbles-Lost    | 0-0         | 2-1         |
| Time of Poss.   | 30:55       | 29:05       |

Cleveland 33  
Pittsburgh 36

2002 AFC WILD CARD (JAN. 5, 2003)

Pittsburgh 31  
Tennessee 34 (ot)

2002 AFC DIVISIONAL PLAYOFF (JAN. 11, 2003)



**PITTSBURGH** — The Steelers rallied from a 13-point, fourth-quarter deficit to defeat the Cleveland Browns, 36-33, in one of the most thrilling games in team history.

The Steelers overcame three early turnovers and several big plays by Cleveland to register the come-from-behind victory. Pittsburgh trailed 24-7 in the third quarter and 33-21 in the fourth before scoring two touchdowns in the final 3:06 to win.

The Browns led 14-0 after a touchdown run by RB William Green and a 32-yard TD pass by QB Kelly Holcomb to WR Dennis Norrutt.

Steelers' rookie WR Antwan Randle El muffed a punt earlier that set up a Browns' score, but he rebounded to return his next punt 66 yards for a touchdown to make the score, 14-7. It was the longest postseason punt return in Steelers' history and the first punt return for a touchdown in the postseason by a Steeler.

The Browns increased their lead to 24-7 on a 31-yard field goal by K Phil Dawson and a 15-yard touchdown pass.

Steelers QB Tommy Maddox, who threw for a team postseason-record 367 yards and three touchdowns, connected with WR Plaxico Burress for a six-yard touchdown pass with 3:50 left in the third quarter to close the score to 24-14.

A 22-yard touchdown pass by Holcomb increased Cleveland's lead to 33-21 after a failed two-point conversion attempt.

Maddox led Pittsburgh on a 10-play, 77-yard drive, capped off by a five-yard TD pass to WR Hines Ward to pull within five, 33-28.

Pittsburgh forced the Browns to punt and then drove 61 yards in 1:41, culminating with a three-yard touchdown run by RB Chris Fuamatu-Ma'afala. Randle El then completed a pass to Tuman for the two-point conversion to give the Steelers a 36-33 lead.

## GAME SUMMARY

|          | 1 | 2  | 3 | 4  | F  |
|----------|---|----|---|----|----|
| Browns   | 7 | 10 | 7 | 9  | 33 |
| STEELERS | 0 | 7  | 7 | 22 | 36 |

| TEAM | Q | TIME  | PLAY   | DRIVE       | SCORE |
|------|---|-------|--|-------------|-------|
| CLE  | 1 | 13:44 | Green 1 run (Dawson kick)                      | 1:16        | 0-7   |
| CLE  | 2 | 14:38 | Northcutt 32 pass from Holcomb (Dawson kick)   | 1:32; 0:06  | 0-14  |
| PIT  | 2 | 9:35  | Randle El 66 punt return (Reed kick)           | —; —        | 7-14  |
| CLE  | 2 | 0:49  | Dawson 31 FG                                   | 10:45; 4:24 | 7-17  |
| CLE  | 3 | 12:11 | Northcutt 15 pass from Holcomb (Dawson kick)   | 3:14; 0:49  | 7-24  |
| PIT  | 3 | 3:50  | Burress 6 pass from Maddox (Reed kick)         | 10-71; 3:45 | 14-24 |
| CLE  | 4 | 14:52 | Dawson 24 FG                                   | 8-64; 3:58  | 14-27 |
| PIT  | 4 | 12:28 | Tuman 3 pass from Maddox (Reed kick)           | 6-65; 2:24  | 21-27 |
| CLE  | 4 | 10:17 | Andre Davis 22 pass from Holcomb (pass failed) | 5-61; 2:11  | 21-33 |
| PIT  | 4 | 3:06  | Ward 5 pass from Maddox (Reed kick)            | 10-77; 2:24 | 28-33 |
| PIT  | 4 | 0:54  | Fuamatu-Ma'afala 3 run (Randle El-Tuman pass)  | 6-61; 1:41  | 36-33 |

## INDIVIDUAL STATISTICS

|           |  |
|-----------|--|
| RUSHING   | CLE — Green 25-30, 1 TD; Northcutt 1-5; Holcomb 2-3; PIT — Zereoue 13-73; Maddox 2-7; Fuamatu-Ma'afala 2-4, 1 TD; Ward 1-4; Randle El 1-3; Bettis 1- (-2).   |
|           | CLE — Holcomb 43-26-1, 429, 3 TD; Johnson 0-0-0, 0.  |
|           | PIT — Maddox 48-30-2, 367, 3 TD.   |
| PASSING   | CLE — Northcutt 6-9-2, 2 TD; White 5-45; Johnson 4-140; Campbell 3-31; Andre Davis 2-65, 1 TD; Morgan 2-30; Green 2-8; King 1-16; Sanders 1-2. PIT — Ward 11-104, 1 TD; Burress 6-100, 1 TD; Randle El 5-85; Mathis 3-40; Tuman 3-18, 1 TD; Fuamatu-Ma'afala 2-20. |
| RECEIVING |  |

## TEAM STATISTICS

|                 | Browns      | Steelers    |
|-----------------|-------------|-------------|
| 1st Downs       | 21 (2-18-1) | 30 (3-24-3) |
| 3rd Downs       | 8-17 (47%)  | 3-10 (30%)  |
| 4th Downs       | 0-0 (0%)    | 0-0 (0%)    |
| Total Net Yards | 447         | 432         |
| Plays-Avg.      | 73-6.1      | 71-6.1      |
| Rushing Yards   | 38          | 89          |
| Att.-Avg.       | 28-1.4      | 20-4.5      |
| Passing Yards   | 409         | 343         |
| Sacked by Opp.  | 2-20        | 3-24        |
| Att.-Comp.-Int. | 43-26-1     | 48-30-2     |
| Punts-Avg.      | 7-38.6      | 6-35.3      |
| Penalties       | 9-75        | 4-35        |
| Fumbles-Lost    | 0-0         | 1-1         |
| Time of Poss.   | 33:02       | 26:58       |

**NASHVILLE** — The Steelers lost a hard-fought game against the Tennessee Titans in overtime, 34-31.

The Titans jumped out to a 14-0 first-quarter lead, but the Steelers scored 20 straight points by early in the third quarter.

QB Tommy Maddox led Pittsburgh on an eight-play, 61-yard drive at the end of the second quarter and Reed's 39-yard field goal made the score 14-13 at the half.

On Tennessee's first play from scrimmage in the second half, Steelers NT Casey Hampton tackled George for a two-yard loss, forcing a fumble that was recovered by DE Aaron Smith. George received a concussion and did not return to the game.

Pittsburgh capitalized on the fumble when RB Amos Zereoue broke several tackles and raced 31 yards for a touchdown on the first play, which put it ahead 20-14.

Two Tennessee scores made it 28-20 before Maddox connected with Ward for a 21-yard touchdown pass in the fourth quarter to make the score 28-26. Ward tied the game with a pass to Plaxico Burress for the two-point conversion.

Reed's 40-yard field goal and a 42-yard kick by Tennessee K Joe Nedney made the score 31-31 in the fourth quarter. Nedney missed a 48-yard attempt at the end of regulation.

Tennessee got the ball in overtime and McInair completed two passes to WR Justin McCareins to put the Titans in field-goal position. Nedney missed a 31-yard attempt, but Steelers CB Dewayne Washington was flagged for running into the kicker. Nedney then converted a 26-yarder to give the Titans a 34-31 victory.

## GAME SUMMARY

|          | 1  | 2  | 3  | 4  | OT | F  |
|----------|----|----|----|----|----|----|
| STEELERS | 0  | 13 | 7  | 11 | 0  | 31 |
| Titans   | 14 | 0  | 14 | 3  | 3  | 34 |

| TEAM | Q  | TIME  | PLAY   | DRIVE       | SCORE |
|------|----|-------|--|-------------|-------|
| TEN  | 1  | 11:01 | McInair 8 run (Nedney kick)                  | 7-52; 3:19  | 0-7   |
| TEN  | 1  | 0:17  | George 1 run (Nedney kick)                   | 16-76; 9:03 | 0-14  |
| PIT  | 2  | 9:29  | Ward 8 pass from Maddox (Reed kick)          | 2-8; 9:03   | 7-14  |
| PIT  | 2  | 6:47  | Reed 30 FG                                   | 5-47; 1:53  | 10-14 |
| PIT  | 2  | 0:00  | Reed 39 FG                                   | 8-61; 1:35  | 13-14 |
| PIT  | 3  | 14:37 | Zereoue 31 run (Reed kick)                   | 1-31; 0:08  | 20-14 |
| TEN  | 3  | 9:37  | Wycheck 7 pass from McInair (Nedney kick)    | 8-63; 5:00  | 20-21 |
| TEN  | 3  | 4:38  | Kinney 2 pass from McInair (Nedney kick)     | 8-58; 4:04  | 20-28 |
| PIT  | 4  | 10:09 | Ward 21 pass from Maddox (Ward-Burress pass) | 6-65; 2:07  | 28-28 |
| PIT  | 4  | 8:30  | Reed 40 FG                                   | 5-35; 1:24  | 31-28 |
| TEN  | 4  | 5:40  | Nedney 42 FG                                 | 7-34; 2:50  | 31-31 |
| TEN  | OT | 12:45 | Nedney 26 FG                                 | 5-61; 2:15  | 31-34 |

## INDIVIDUAL STATISTICS

|           |   |
|-----------|---|
| RUSHING   | PIT — Zereoue 14-49, 1 TD; Randle El 1-11; Bettis 3-6; Ward 2-1. TEN — George 15-33, 1 TD; McInair 8-29, 1 TD; Mason 2-20; Holcombe 11-17.  |
|           | PIT — Maddox 41-21-1, 266, 2 TD; Randle El 1-0-0, 0.  |
|           | TEN — McInair 44-27-2, 338, 2 TD; O'Donnell 1-0-0, 0.   |
| PASSING   | PIT — Ward 7-82, 2 TD; Randle El 4-53, Mathis 3-40; Burress 2-62; Kreider 2-14; Zereoue 2-10; Fuamatu-Ma'afala 1-5. TEN — Wycheck 10-123, 1 TD; Bennett 7-85; Mason 5-47; McCareins 2-53; Kinney 2-20; Holcombe 1-10. |
| RECEIVING |   |

## TEAM STATISTICS

|                 | Steelers    | Titans       |
|-----------------|-------------|--------------|
| 1st Downs       | 21 (4-12-5) | 29 (10-18-1) |
| 3rd Downs       | 4-14 (29%)  | 12-18 (67%)  |
| 4th Downs       | 0-0 (0%)    | 1-1 (100%)   |
| Total Net Yards | 324         | 430          |
| Plays-Avg.      | 63-5.1      | 82-5.2       |
| Rushing Yards   | 67          | 99           |
| Att.-Avg.       | 20-3.4      | 36-2.8       |
| Passing Yards   | 257         | 331          |
| Sacked by Opp.  | 1-9         | 1-7          |
| Att.-Comp.-Int. | 42-21-1     | 45-27-2      |
| Punts-Avg.      | 6-31.8      | 4-28.8       |
| Penalties       | 6-41        | 8-92         |
| Fumbles-Lost    | 0-0         | 2-2          |
| Time of Poss.   | 24:33       | 37:32        |



## New York Jets 17 Pittsburgh 20 (ot)

2004 AFC DIVISIONAL PLAYOFF (JAN. 15, 2005)



**PITTSBURGH** — A 33-yard field goal by K Jeff Reed allowed the Steelers to pull out a thrilling, 20-17, overtime victory against the New York Jets at Heinz Field.

The Steelers nearly saw their Super Bowl dreams end twice in the fourth quarter, but Jets K Doug Brien missed field goals of 47 and 43 yards in the final 2:02, sending the game into overtime tied at 17-17.

Pittsburgh took a 3-0 lead in the first quarter on a 45-yard field goal by Reed. Steelers' SS Troy Polamalu intercepted Pennington's next pass and returned it 14 yards to the Jets 25-yard line, setting up a three-yard touchdown run by RB Jerome Bettis for a 10-0 Pittsburgh lead.

The Jets tied the game in the second quarter on a field goal (42) by Brien and a 75-yard punt return by Santana Moss.

The game remained tied until late in the third quarter when Steelers QB Ben Roethlisberger was intercepted by Jets SS Reggie Tongue, who returned the ball 86 yards for a touchdown and a 17-10 New York lead.

The Jets held the lead until Roethlisberger completed a four-yard shovel pass to WR Hines Ward, tying the game at 17-17, with six minutes left in regulation.

Brien missed a 47-yard field-goal attempt with 2:02 left in regulation, but Roethlisberger was intercepted by Jets CB David Barrett, who returned it 24 yards to the Pittsburgh 37. Brien, however, missed a 43-yard attempt at the end of regulation to send the game into overtime.

After the Jets were forced to punt on their first drive in overtime, Pittsburgh regained possession at their own 13-yard line and moved the ball 72 yards on 13 plays, to the New York 15-yard line. After a New York timeout, Reed booted his 33-yard field goal to win the game.

### GAME SUMMARY

|          | 1  | 2  | 3 | 4 | OT | F  |
|----------|----|----|---|---|----|----|
| Jets     | 0  | 10 | 7 | 0 | 0  | 17 |
| STEELERS | 10 | 0  | 0 | 7 | 3  | 20 |

| TEAM | Q | PLAY  | DRIVE                                       | SCORE             |
|------|---|-------|---|-------------------|
| PIT  | 1 | 5:18  | Reed 45 FG                                  | 7-37; 3-20 3-0    |
| PIT  | 1 | 1:58  | Bettis 3 run (Reed kick)                    | 5-25; 2-18 10-0   |
| NJY  | 2 | 10:33 | Brien 42 FG                                 | 11-38; 6-25 10-3  |
| NJY  | 2 | 3:00  | Moss 75 punt return (Brien kick)            | —; — 10-10        |
| NJY  | 3 | 3:52  | Tongue 86 interception return (Brien kick)  | —; — 10-17        |
| PIT  | 4 | 6:00  | Ward 4 pass from Roethlisberger (Reed kick) | 12-66; 6-41 17-17 |
| PIT  | 5 | 3:56  | Reed 33 FG                                  | 14-72; 8-19 20-17 |

### INDIVIDUAL STATISTICS

|           |   |
|-----------|---|
| RUSHING   | <b>NJY</b> — Martin 19-77; Jordan 5-30; Pennington 2-3; Cotochery 1-0.                                |
|           | <b>PIT</b> — Bettis 27-101, 1 TD; Staley 11-54; Roethlisberger 4-30; Haynes 1-8.                      |
|           | <b>PASSING</b> <b>NJY</b> — Pennington 33-21-1, 182.  |
|           | <b>PIT</b> — Roethlisberger 30-17-2, 181, 1 TD.   |
| RECEIVING | <b>NJY</b> — McCarreins 5-82; Moss 4-31; Martin 4-29; Sowell 3-11; Becht 2-15; Baker 2-8; Jordan 1-6. |
|           | <b>PIT</b> — Ward 10-105, 1 TD; Burress 2-28; Mays 2-19; Bettis 1-21; Randle II 1-6; Haynes 1-2.      |

### TEAM STATISTICS

|                 | Jets        | Steelers     |
|-----------------|-------------|--------------|
| 1st Downs       | 17 (4-11-2) | 23 (10-13-0) |
| 3rd Downs       | 3-12 (25%)  | 8-15 (53%)   |
| 4th Downs       | 0-0 (0%)    | 0-0 (0%)     |
| Total Net Yards | 275         | 364          |
| Plays-Avg.      | 63-4.4      | 74-4.9       |
| Rushing Yards   | 110         | 193          |
| Att.-Avg.       | 27-4.1      | 43-4.5       |
| Passing Yards   | 165         | 171          |
| Sacked by Opp.  | 3-17        | 1-10         |
| Att.-Comp.-Int. | 33-21-1     | 30-17-2      |
| Punts-Avg.      | 6-38.5      | 5-39.6       |
| Penalties       | 4-35        | 6-45         |
| Fumbles-Lost    | 0-0         | 1-1          |
| Time of Poss.   | 31:22       | 39:42        |



## New England 41 Pittsburgh 27

2004 AFC CHAMPIONSHIP (JAN. 23, 2005)



**PITTSBURGH** — The Steelers dreams of advancing to the Super Bowl ended as they lost a disappointing 41-27 loss to New England in the AFC Championship Game at Heinz Field.

Three first-half Steelers turnovers were converted into 17 New England points as the Patriots jumped out to a 24-3 lead at halftime, despite controlling the ball for only 10:19.

Steelers rookie QB Ben Roethlisberger suffered his first career loss as a starter. His first pass of the game was intercepted by New England, setting up a 48-yard Adam Vinatieri field goal.

New England capitalized on its next possession when QB Tom Brady hit WR Deion Branch for a 60-yard touchdown score.

Pittsburgh cut the lead to 10-3 on a 43-yard field goal by K Jeff Reed. The Patriots extended their lead to 17-3 on a nine-yard TD pass to WR David Givens.

The Steelers were ready to answer on their next drive, moving the ball to the New England 19. But Roethlisberger's pass was picked off by S Rodney Harrison and returned 87 yards for a touchdown.

Steelers RB Jerome Bettis scored on a five-yard touchdown run to bring Pittsburgh within 24-10 in the third. On the next drive, though, the Patriots increased the lead to 31-10 on a 25-yard touchdown run by Corey Dillon.

A 30-yard touchdown pass to WR Hines Ward and a 20-yard field goal by Jeff Reed trimmed the lead to 31-17.

Vinatieri's 31-yard field goal and a 23-yard touchdown pass to Branch extended the Patriots lead to 41-20.

Pittsburgh scored its final touchdown on a seven-yard pass to Burress, but New England ran out the clock for the victory.

### GAME SUMMARY

|          | 1  | 2  | 3  | 4  | F  |
|----------|----|----|----|----|----|
| Patriots | 10 | 14 | 7  | 10 | 41 |
| STEELERS | 3  | 0  | 14 | 10 | 27 |

| TEAM | Q | PLAY  | DRIVE  | SCORE             |
|------|---|-------|--|-------------------|
| NE   | 1 | 11:20 | Vinatieri 48 FG                                | 5-18; 2:13 0-3    |
| NE   | 1 | 6:49  | Branch 60 pass from Brady (Vinatieri kick)     | 1-60; 0:09 0-10   |
| PIT  | 1 | 1:22  | Reed 43 FG                                     | 5-23; 2:10 3-10   |
| NE   | 2 | 7:08  | Givens 9 pass Brady (Vinatieri kick)           | 5-70; 2:52 3-17   |
| NE   | 2 | 2:14  | Harrison 87 interception return                | —; — 3-24         |
| PIT  | 3 | 10:54 | Bettis 5 run (Reed kick)                       | 5-56; 2:39 10-24  |
| NE   | 3 | 7:27  | Dillon 25 run (Vinatieri kick)                 | 7-69; 3:27 10-31  |
| PIT  | 3 | 2:35  | Ward 30 pass from Roethlisberger (Reed kick)   | 10-60; 4:52 17-31 |
| PIT  | 4 | 13:29 | Reed 20 FG                                     | 6-53; 2:14 20-31  |
| NE   | 4 | 8:03  | Vinatieri 31 FG                                | 10-49; 5:26 20-34 |
| NE   | 4 | 2:23  | Branch 23 run (Vinatieri kick)                 | 10-55; 5:06 20-41 |
| PIT  | 4 | 0:52  | Burress 7 pass from Roethlisberger (Reed kick) | 6-61; 1:31 27-41  |

### INDIVIDUAL STATISTICS

|         |   |
|---------|---|
| RUSHING | <b>NE</b> — Dillon 24-73, 1 TD; Branch 2-37, 1 TD; Faulk 3-20, 1 TD; Brady 2-(-2); Givens 1-(-2).                 |
|         | <b>PIT</b> — Bettis 17-64, 1 TD; Roethlisberger 5-45; Haynes 5-28; Staley 10-26.                                  |
|         | <b>NE</b> — Brady 21-14-0, 207, 2 TD.   |
|         | <b>PIT</b> — Roethlisberger 24-14-3, 226, 2 TD.   |
| PASSING | <b>NE</b> — Givens 5-59, 1 TD; Branch 4-116, 1 TD; Brown 1-11; Fauria 1-9; Patten 1-8; Dillon 1-5; Graham 1-(-1). |
|         | <b>PIT</b> — Ward 5-109, 1 TD; Randle II 3-52; Burress 3-37; Haynes 1-14; Tuman 1-8; Rasby 1-6.                   |

### TEAM STATISTICS

|                 | Patriots   | Steelers    |
|-----------------|------------|-------------|
| 1st Downs       | 18 (7-9-2) | 19 (8-11-0) |
| 3rd Downs       | 5-12 (42%) | 4-12 (33%)  |
| 4th Downs       | 1-1 (100%) | 1-2 (50%)   |
| Total Net Yards | 322        | 388         |
| Plays-Avg.      | 55-5.9     | 62-6.3      |
| Rushing Yards   | 126        | 163         |
| Att.-Avg.       | 32-3.9     | 37-4.4      |
| Passing Yards   | 196        | 225         |
| Sacked by Opp.  | 2-11       | 1-1         |
| Att.-Comp.-Int. | 21-14-0    | 24-14-3     |
| Punts-Avg.      | 4-40.3     | 3-43.0      |
| Penalties       | 1-5        | 2-20        |
| Fumbles-Lost    | 1-0        | 2-1         |
| Time of Poss.   | 28:29      | 31:31       |



## Pittsburgh 31

## Cincinnati 17

2005 AFC WILD CARD (JAN. 8, 2006)



**CINCINNATI** — Pittsburgh scored 24 unanswered points to turn a 17-7 deficit into a 31-17 victory over Cincinnati in the AFC Wild Card Game at Paul Brown Stadium. The win marked the first road playoff victory for head coach Bill Cowher.

The Pittsburgh offense completed 346 total yards led by QB Ben Roethlisberger, who tossed three touchdowns and finished with a QB rating of 148.7. RB Jerome Bettis ran for 52 yards on 10 carries (5.2 avg.) and one touchdown. WR Cedrick Wilson caught three passes for 104 yards (34.7 avg.), with one touchdown.

The Steelers defense recorded four sacks and two interceptions while holding the Bengals to just 84 yards rushing. Cincinnati was dealt an early blow when starting QB Carson Palmer suffered a torn ACL on the first offensive play of the game. The Bengals jumped out to a 10-0 lead with a 23-yard field goal by K Shayne Graham and a 20-yard touchdown run by RB Rudi Johnson.

Pittsburgh got on the board when RB Willie Parker took a screen pass 19 yards for a touchdown, the first postseason touchdown catch by a Steelers' running back since Rocky Bleier in Super Bowl XIII (Jan. 21, 1979).

Backup QB Jon Kitna gave the Bengals another 10-point lead after he hit WR T.J. Houshmandzadeh for a seven-yard score.

Pittsburgh responded with four straight scores. Roethlisberger completed a five-yard touchdown pass to WR Hines Ward for the final score of the first half. Ward extended his streak to five consecutive postseason games with at least one touchdown and the Steelers trailed, 17-14, at halftime.

The Steelers scored on their opening drive of the second half with a five-yard touchdown run by Bettis to give Pittsburgh its first lead at 21-17. Pittsburgh extended its lead with a trick play. WR Antwan Randle El took a direct snap and ran to his right. He stopped and threw the ball across the field to Roethlisberger, who then threw a 43-yard touchdown strike to Wilson.

James Farrior ended the next Bengals' possession by intercepting a Kitna pass. The turnover led to a 21-yard field goal by K Jeff Reed to complete the scoring. SS Troy Polamalu also intercepted a Kitna pass.

## GAME SUMMARY

|          | 1  | 2  | 3  | 4 | F  |
|----------|----|----|----|---|----|
| STEELERS | 0  | 14 | 14 | 3 | 31 |
| BENGALS  | 10 | 7  | 0  | 0 | 17 |

| TEAM | Q | PLAY  | DRIVE  | SCORE            |
|------|---|-------|--|------------------|
| CIN  | 1 | 6:54  | Graham 23 FG   | 9-84; 4:25 0-3   |
| CIN  | 1 | 1:09  | Johnson 20 run (Graham kick)                               | 7-76; 3:26 0-10  |
| PIT  | 2 | 13:11 | Parker 19 pass from Roethlisberger (Reed kick)             | 8-60; 2:58 7-10  |
| CIN  | 2 | 6:13  | Houshmandzadeh 7 pass from Kitna (Graham kick) 14-57; 6:58 | 7-17             |
| PIT  | 2 | 3:48  | Ward 5 pass from Roethlisberger (Reed kick)                | 6-76; 2:25 14-17 |
| PIT  | 3 | 5:12  | Bettis 5 run (Reed kick)                                   | 8-66; 4:39 21-17 |
| PIT  | 3 | 1:13  | Wilson 43 pass from Roethlisberger (Reed kick)             | 3-50; 1:25 28-17 |
| PIT  | 4 | 10:29 | Reed 21 FG   | 6-37; 2:56 31-17 |

## INDIVIDUAL STATISTICS

|           | STEELERS  | BENGALS                          |
|-----------|---|----------------------------------|
| RUSHING   | <b>PIT</b> — Bettis 10-52, 1 TD; Haynes 3-46; Parker 16-38; Randle El 1-5; Roethlisberger 4-3. <b>CIN</b> — Johnson 13-56, 1 TD; Kitna 4-25; Perry 2-3; Larson 1-0.   | 1st Downs 19 (9-8-2) 19 (4-13-2) |
|           | <b>PIT</b> — Roethlisberger 19-14-0, 208, 3 TDs; Bettis 1-0-0, 0; Randle 1-0-0, 0.  | 3rd Downs 6-11 (55%) 9-16 (56%)  |
|           | <b>CIN</b> — Kitna 40-24-2, 197, 1 TD; Palmer 1-1-0, 66.  | 4th Downs 0-0 (0%) 0-1 (0%)      |
|           | <b>PIT</b> — Wilson 3-104, 1 TD; Parker 3-41, 1 TD; Miller 2-15; Randle El 2-15; Ward 2-10, 1 TD; Haynes 1-14; Tuman 1-9. <b>CIN</b> — Perry 6-11; Walter 5-73; C. Johnson 4-59; Houshmandzadeh 4-25, 1 TD; R. Johnson 2-14; Schobel 2-11; Henry 1-66; Kelly 1-4. | Total Net Yards 346 327          |
| PASSING   |   | Plays-Avg. 56-6.2 65-5.0         |
|           |   | Rushing Yards 144 84             |
|           |   | Rush Att.-Avg. 34-4.2 20-4.2     |
|           |   | Passing Yards 202 243            |
| RECEIVING |   | Sacks 4-20 1-6                   |
|           |   | Att.-Comp.-Int. 21-14-0 41-25-2  |
|           |   | Punts-Avg. 3-47.0 3-43.7         |
|           |   | Penalties 6-39 7-90              |
|           |   | Fumbles-Lost 0-0 2-0             |
|           |   | Time of Poss. 28:57 31:03        |



## Pittsburgh 21

## Indianapolis 18

2005 AFC DIVISIONAL PLAYOFF (JAN. 15, 2006)



**INDIANAPOLIS** — Pittsburgh advanced to its second straight AFC Championship Game with a dramatic 21-18 victory over the Indianapolis Colts at the RCA Dome. The win propelled the Steelers to their sixth appearance in the conference title game during Bill Cowher's 14 seasons as head coach for Pittsburgh and it also marked the first time a six seed advanced to the conference championship in league history.

Avening an earlier-season setback to the Colts, Pittsburgh came out of the gates on fire by scoring on a 10-play, 84-yard drive to open the game that culminated with a six-yard touchdown pass from QB Ben Roethlisberger to WR Antwan Randle El.

The Steelers upped their lead to 14-0 in the first quarter after Roethlisberger connected with rookie TE Heath Miller on a seven-yard score.

Pittsburgh's defense, which kept the high-scoring Indianapolis offense in check for most of the game, allowed just a field goal in the first half as they entered the half with a 14-3 advantage.

The Steelers stretched the lead to 21-3 with over two minutes remaining in the third quarter as RB Jerome Bettis dove in from one yard out. It was his eighth career postseason rushing touchdown and the fourth straight game with a rushing score.

Indianapolis finally posted a touchdown as Peyton Manning hit Dallas Clark for a 50-yard strike early in the fourth quarter, pulling the Colts to within 21-10.

Pittsburgh took over with eight minutes off the clock but came up empty on their next offensive drive. Indianapolis then used a three-yard rushing touchdown by Edgemin James and a successful two-point conversion to make the game 21-18 with 4:24 remaining.

After punting the ball back to the Colts with 2:31 left in the game, Pittsburgh's defense appeared to have sealed the victory by pressuring Indianapolis to minus-16 yards while giving the ball back to its offense on the two-yard line.

However, on the first play Bettis uncharacteristically fumbled and Nick Harper picked up the ball and darted to the Colts' 42-yard line before Roethlisberger made a shoestring tackle. Five plays later, Mike Vanderjagt's potential game-tying 46-yard field goal sailed wide right with 21 seconds remaining.

Pittsburgh posted five sacks on the day, including 2.5 by LB James Farrior. It limited the Colts to just 58 yards rushing.

Roethlisberger became the first quarterback in NFL history to reach the conference championship game in each of his first two seasons as he finished 14-of-24 for 197 yards and two touchdowns and one interception.

## GAME SUMMARY

|          | 1  | 2 | 3 | 4  | F  |
|----------|----|---|---|----|----|
| STEELERS | 14 | 0 | 7 | 0  | 21 |
| COLTS    | 0  | 3 | 0 | 15 | 18 |

| TEAM | Q | PLAY  | DRIVE  | SCORE            |
|------|---|-------|--|------------------|
| PIT  | 1 | 9:25  | Randle El 6 pass from Roethlisberger (Reed kick) 10-84; 5:35 | 7-0              |
| PIT  | 1 | 3:12  | Miller 7 pass from Roethlisberger (Reed kick) 7-72; 2:53     | 14-0             |
| IND  | 2 | 1:20  | Vanderjagt 20 FG   | 15-96; 9:39 14-3 |
| PIT  | 3 | 1:26  | Bettis 1 run (Reed kick)                                     | 6-30; 3:21 21-3  |
| IND  | 4 | 14:09 | Clark 50 pass from Manning (Vanderjagt kick) 6-72; 2:17      | 21-10            |
| IND  | 4 | 4:24  | James 3 run (Manning to Wayne pass) 6-80; 1:39               | 21-18            |

## INDIVIDUAL STATISTICS

|           |  |
|-----------|--|
| RUSHING   | <b>PIT</b> — Parker 17-59; Bettis 17-46, 1 TD; Haynes 2-8; Kreider 1-2; Roethlisberger 5-(-3). <b>IND</b> — James 13-56, 1 TD; Rhodes 1-2.   |
|           | <b>PIT</b> — Roethlisberger 24-14-1, 197, 2 TD.  |
|           | <b>IND</b> — Manning 38-22-1, 290, 1 TD.   |
|           | <b>PIT</b> — Ward 3-68; Miller 3-61, 1 TD; Randle El 3-30, 1 TD; Parker 3-19; Tuman 1-19; Haynes 1-0. <b>IND</b> — Wayne 7-97; James 5-26; Clark 4-84, 1 TD; Harrison 3-52; Fletcher 2-18; Stokley 1-13. |
| PASSING   |  |
|           |  |
|           |  |
|           |  |
| RECEIVING |  |
|           |  |
|           |  |
|           |  |

## TEAM STATISTICS

|                 | STEELERS    | COLTS       |
|-----------------|-------------|-------------|
| 1st Downs       | 21 (10-8-3) | 15 (4-11-0) |
| 3rd Downs       | 6-14 (43%)  | 3-13 (23%)  |
| 4th Downs       | 2-2 (100%)  | 1-2 (50%)   |
| Total Net Yards | 295         | 305         |
| Plays-Avg.      | 68-4.3      | 57-5.4      |
| Rushing Yards   | 112         | 58          |
| Rush Att.-Avg.  | 42-2.7      | 14-4.1      |
| Passing Yards   | 183         | 247         |
| Sacks           | 5-43        | 2-14        |
| Att.-Comp.-Int. | 24-14-1     | 38-22-0     |
| Punts-Avg.      | 5-41.6      | 6-45.3      |
| Penalties       | 8-67        | 9-67        |
| Fumbles-Lost    | 1-1         | 1-0         |
| Time of Poss.   | 34:52       | 25:08       |



San Diego 24  
Pittsburgh 35

2008 AFC DIVISIONAL PLAYOFF (JAN. 11, 2009)



**PITTSBURGH** — The Steelers advanced to their fourth AFC Championship Game in eight seasons as they defeated the San Diego Chargers 35-24 in an AFC Divisional contest at Heinz Field. Pittsburgh advanced to its 14th career AFC Championship Game with the win.

San Diego struck first on the opening possession of the game, covering 75 yards in only four plays, taking barely two minutes off the game clock. WR Vincent Jackson got behind Steelers' CB Ike Taylor and hauled in a 41-yard touchdown reception to give the Chargers a 7-0 lead.

Steelers' WR Antonio Holmes evened the score when he returned a punt 67 yards for a score. San Diego retook the lead, 10-7, courtesy of a 42-yard field goal by K Nate Kaeding.

RB Willie Parker gave the Steelers a 14-10 lead that they would never relinquish with 40 seconds remaining in the first half when he ran into the end zone around left end on a three-yard touchdown scamper.

The Steelers stretched that lead to 21-10 as they drove 77 yards in 13 plays, taking 7:56 off the clock with their opening possession of the third quarter. QB Ben Roethlisberger found TE Heath Miller on an eight-yard touchdown reception to cap the drive.

RB Gary Russell swelled the lead to 28-10 when he plunged across the goal-line from one-yard out in the beginning of the fourth quarter.

San Diego scored two touchdowns, a four-yard reception by WR Legedu Naanee and a 62-yard reception by RB Darren Sproles, sandwiched around a 16-yard touchdown run by Parker, his second score of the evening, to conclude the scoring in favor of the Steelers, 35-24.

Roethlisberger had a very efficient game, completing 17-of-26 passes for 181 yards with one touchdown and a passer rating of 98.4. He improved to 6-2 (.750 pct.) in the playoffs. Parker recorded his first career 100-yard rushing performance in the postseason with 146 yards on 27 attempts (5.4 avg.) with two touchdowns. WR Hines Ward had another big postseason performance with four receptions for 70 yards (17.5 avg.), including a long reception of 41 yards.

Defensively, the Steelers sacked Rivers four times, with LB LaMarr Woodley leading the charge with two sacks. LB James Harrison and DE Brett Keisel had the other two Steelers' sacks. LB Larry Foote had a third-quarter interception, the second of his postseason career.

GAME SUMMARY

|          | 1 | 2 | 3 | 4  | F  |
|----------|---|---|---|----|----|
| Chargers | 7 | 3 | 0 | 14 | 24 |
| STEELERS | 7 | 7 | 7 | 14 | 35 |

| TEAM | Q | TIME  | PLAY  | DRIVE       | SCORE |
|------|---|-------|---|-------------|-------|
| SD   | 1 | 12:59 | Jackson 41 pass from Rivers (Kaeding kick)    | 4-75; 2:01  | 0-7   |
| PIT  | 1 | 7:41  | Holmes 67 punt return (Reed kick)             | —; —        | 7-7   |
| SD   | 2 | 1:56  | Kaeding 42 FG                                 | 7-20; 3:09  | 7-10  |
| PIT  | 2 | 0:40  | Parker 3 run (Reed kick)                      | 7-66; 1:16  | 14-10 |
| PIT  | 3 | 7:04  | Miller 8 pass from Roethlisberger (Reed kick) | 13-77; 7:56 | 21-10 |
| PIT  | 4 | 12:52 | Russell 1 run (Reed kick)                     | 2-49; 0:49  | 28-10 |
| SD   | 4 | 9:09  | Naanee 4 pass from Rivers (Kaeding kick)      | 10-73; 3:43 | 28-17 |
| PIT  | 4 | 4:11  | Parker 16 run (Reed kick)                     | 9-73; 4:58  | 35-17 |
| SD   | 4 | 1:53  | Sproles 62 pass from Rivers (Kaeding kick)    | 4-79; 0:50  | 35-24 |

INDIVIDUAL STATISTICS

|           |            |   |
|-----------|------------|---|
| RUSHING   | SD         | — Sproles 11-15; Bennett 1-0. <b>PIT</b> — Parker 27-146, 2 TD; Moore 3-13; Holmes 2-7; Russell 4-5, 1 TD; Davis 1-0; Leftwich 4-(-2); Clark 1-(-4).  |
|           | SD         | — Rivers 35-21-1, 308, 3 TD.  |
|           | <b>PIT</b> | — Roethlisberger 26-17-0, 181, 1 TD; Leftwich 1-0-0, 0.   |
| PASSING   | SD         | — Sproles 5-91, 1 TD; Gates 5-59; Chambers 4-72; Jackson 2-49, 1 TD; Hester 2-13; Manumaleuna 1-14; Bennett 1-6; Naanee 1-4, 1 TD. <b>PIT</b> — Bell 5-28; Smith 4-61; Putzier 4-55; Anderson 3-11; Lelie 2-68, 1 TD. |
| RECEIVING |            |   |

TEAM STATISTICS

|                 | Chargers    | Steelers    |
|-----------------|-------------|-------------|
| 1st Downs       | 15 (1-13-1) | 22 (12-8-2) |
| 3rd Downs       | 5-12 (42%)  | 6-14 (43%)  |
| 4th Downs       | 0-0 (0%)    | 0-2 (0%)    |
| Total Net Yards | 290         | 342         |
| Plays-Avg.      | 51-5.7      | 70-4.9      |
| Rushing Yards   | 15          | 165         |
| Rush Att.-Avg.  | 12-1.3      | 42-3.9      |
| Passing Yards   | 275         | 177         |
| Att.-Comp.-Int. | 35-21-1     | 27-17-0     |
| Sacks By        | 1-4         | 4-33        |
| Punts-Avg.      | 6-47.2      | 5-43.4      |
| Penalties       | 8-104       | 7-44        |
| Fumbles-Lost    | 1-1         | 0-0         |
| Time of Poss.   | 23:30       | 36:30       |



Baltimore 14  
Pittsburgh 23

2008 AFC CHAMPIONSHIP (JAN. 18, 2009)



**PITTSBURGH** — The Steelers put themselves in position to become the first NFL franchise to win six Vince Lombardi Trophies when they face the Arizona Cardinals in Super Bowl XLIII on February 1. Pittsburgh earned their second trip to the Super Bowl in four seasons by defeating the Baltimore Ravens 23-14 in the AFC Championship Game at Heinz Field.

Pittsburgh struck first following the opening kickoff, covering 50 yards in seven plays, the key play being a 45-yard pass from QB Ben Roethlisberger to WR Hines Ward. K Jeff Reed connected from 34 yards out to make it 3-0 in favor of Pittsburgh.

Reed would increase the Pittsburgh lead to 6-0 when he nailed his second field goal, this time a 42-yarder, following an interception by Steelers' CB Deshaea Townsend.

The Steelers faced a third-and-nine situation from their own 36-yard line barely a minute into the second quarter when Roethlisberger and WR Antonio Holmes teamed up on a 65-yard scoring strike that put the Steelers ahead 13-0.

Baltimore got on the scoreboard with 2:40 remaining in the first half when RB Willis McGahee ran into the end zone from three yards out to cut the Pittsburgh lead to 13-7.

Reed converted his third field goal of the afternoon, a 46-yarder, with 3:38 left to play in the third quarter to increase the Steelers' lead to 16-7. McGahee's one-yard run with 9:29 to play in regulation allowed Baltimore to creep within two points of the lead, 16-14.

Steelers' S Troy Polamalu ended any thoughts Baltimore had of completing the comeback when he intercepted a QB Joe Flacco pass and took it 40 yards into the end zone to clinch a 23-14 Steelers' victory.

Roethlisberger led the Steelers offensively, completing 16-of-33 passes for 255 yards with one touchdown for a passer rating of 84.8. RB Willie Parker rushed 24 times for 47 yards (2.0 avg.). Holmes caught two passes for 70 yards (35.0 avg.) and one touchdown.

Defensively, the Steelers sacked Flacco three times, including two by LB LaMarr Woodley, his third consecutive postseason game with two sacks, and one by DE Aaron Smith. Along with Polamalu and Townsend, S Tyrone Carter had the Steelers' other interception. S Ryan Clark forced a fumble near the end of regulation which was recovered by LB Lawrence Timmons.

GAME SUMMARY

|          | 1 | 2 | 3 | 4 | F  |
|----------|---|---|---|---|----|
| Ravens   | 0 | 7 | 0 | 7 | 14 |
| STEELERS | 6 | 7 | 3 | 7 | 23 |

| TEAM | Q | TIME  | PLAY   | DRIVE       | SCORE |
|------|---|-------|--|-------------|-------|
| PIT  | 1 | 11:22 | Reed 34 FG                                     | 7-50; 3:38  | 3-0   |
| PIT  | 1 | 6:11  | Reed 42 FG                                     | 7-11; 1:19  | 6-0   |
| PIT  | 2 | 13:58 | Holmes 65 pass from Roethlisberger (Reed kick) | 3-66; 1:37  | 13-0  |
| BAL  | 2 | 2:40  | McGahee 3 run (Stover kick)                    | 3-17; 0:57  | 13-7  |
| PIT  | 3 | 3:38  | Reed 46 FG                                     | 11-51; 5:29 | 16-7  |
| BAL  | 4 | 9:29  | McGahee 1 run (Stover kick)                    | 6-58; 3:09  | 16-14 |
| PIT  | 4 | 4:24  | Polamalu 40 interception return (Reed kick)    | —; —        | 23-14 |

INDIVIDUAL STATISTICS

|           |            |  |
|-----------|------------|--|
| RUSHING   | BAL        | — McGahee 20-60, 2 TD; Clayton 1-16; McClain 1-3; Rice 1-2; Flacco 2-(-8).   |
|           | <b>PIT</b> | — Parker 24-47; Moore 1-6; Washington 1-1; Roethlisberger 2-(-2).  |
|           | BAL        | — Flacco 30-13-3, 141.   |
| PASSING   | <b>PIT</b> | — Roethlisberger 33-16-0, 255, 1 TD.   |
| RECEIVING | BAL        | — Rice 3-43; Mason 3-41; Heap 3-26; Clayton 2-18; McGahee 2-13. <b>PIT</b> — Miller 3-62; Ward 3-55; Washington 3-21; Holmes 2-70, 1 TD; Sweet 2-20; Davis 1-20; Moore 1-9; Parker 1-(-2). |
|           |            |  |
|           |            |  |

TEAM STATISTICS

|                 | Ravens     | Steelers   |
|-----------------|------------|------------|
| 1st Downs       | 13 (5-6-2) | 11 (1-9-1) |
| 3rd Downs       | 3-13 (23%) | 7-18 (39%) |
| 4th Downs       | 0-1 (0%)   | 0-0 (0%)   |
| Total Net Yards | 198        | 275        |
| Plays-Avg.      | 58-3.4     | 65-4.2     |
| Rushing Yards   | 73         | 52         |
| Rush Att.-Avg.  | 25-2.9     | 28-1.9     |
| Passing Yards   | 125        | 223        |
| Att.-Comp.-Int. | 30-13-3    | 33-16-0    |
| Sacks By        | 4-32       | 3-16       |
| Punts-Avg.      | 7-40.9     | 7-37.7     |
| Penalties       | 6-53       | 6-67       |
| Fumbles-Lost    | 3-1        | 2-1        |
| Time of Poss.   | 26:51      | 33:09      |



## Baltimore 24 Pittsburgh 31

2010 AFC DIVISIONAL PLAYOFF (JAN. 15, 2011)



**PITTSBURGH** — Down 14 points at halftime, the Steelers rallied to score 24 second-half points to beat the Baltimore Ravens in the AFC Divisional Playoff Game. With the victory, Pittsburgh improved to 3-0 all-time against the Ravens in the postseason. The Steelers advanced to their 15th AFC Championship game since 1970 and for the fifth time since 2001.

The Steelers got off to a hot start as RB Rashard Mendenhall scored from one-yard out on the Steelers' first drive of the game. It was Mendenhall's first career postseason rushing touchdown. The Ravens responded with a 10-play drive that was capped off with a 14-yard touchdown run by RB Ray Rice.

The Ravens went up 14-7 when DE Cory Redding returned QB Ben Roethlisberger's fumble 13 yards for a touchdown. And following another Steelers' turnover, QB Joe Flacco found TE Todd Heap for a four-yard touchdown and a 21-7 Ravens' lead at halftime.

Early in the third quarter the Steelers defense took over the game, forcing turnovers on three consecutive Ravens' possessions. After a fumble by Rice, Roethlisberger found TE Heath Miller for a nine-yard score to cut the lead 21-14. S Ryan Clark then posted his first career postseason interception, picking off Flacco to set the Steelers up in Ravens' territory. Roethlisberger then found WR Hines Ward for an eight-yard touchdown and the game was tied 21-21. Roethlisberger finished the game with 226 yards passing with two touchdowns and no interceptions.

Another Ravens fumble led to K Shaun Suisham's 35-yard field goal, which gave the Steelers a 24-21 lead. But the Ravens tied the game on K Billy Cundiff's 24-yard field goal late in the fourth quarter. The Steelers took over with less than four minutes left in the game, and they faced a third-and-19 from their own 38-yard line. Roethlisberger found rookie WR Antonio Brown streaking down the sideline for a 58-yard completion to set up Mendenhall's game-winning one-yard touchdown run, his second of the game.

The Steelers defense limited the Ravens to just 126 yards, the second-lowest total in team postseason history. The defense had five sacks, including three by LB James Harrison, forced three turnovers and held the Ravens to just 28 yards in the second half.

### GAME SUMMARY

|          | 1  | 2 | 3  | 4  | F  |
|----------|----|---|----|----|----|
| Ravens   | 14 | 7 | 0  | 3  | 24 |
| STEELERS | 7  | 0 | 14 | 10 | 31 |

| TEAM | Q | TIME  | PLAY   | DRIVE       | SCORE |
|------|---|-------|--|-------------|-------|
| PIT  | 1 | 6:18  | Mendenhall 1 run (Suisham kick)                  | 10-80; 6:04 | 7-0   |
| BAL  | 1 | 1:20  | Rice 14 run (Cundiff kick)                       | 10-69; 4:58 | 7-7   |
| BAL  | 1 | 0:53  | Redding 13 fumble return (Cundiff kick)          | —; —        | 7-14  |
| BAL  | 2 | 5:43  | Heap 4 pass from Flacco (Cundiff kick)           | 6-16; 3:02  | 7-21  |
| PIT  | 3 | 9:11  | Miller 9 pass from Roethlisberger (Suisham kick) | 2-23; 0:53  | 14-21 |
| PIT  | 3 | 1:21  | Ward 8 pass from Roethlisberger (Suisham kick)   | 4-25; 2:17  | 21-21 |
| PIT  | 4 | 12:15 | Suisham 35 FG                                    | 8-6; 3:49   | 24-21 |
| BAL  | 4 | 3:54  | Cundiff 24 FG                                    | 5-23; 2:01  | 24-24 |
| PIT  | 4 | 1:33  | Mendenhall 2 run (Suisham kick)                  | 11-65; 2:21 | 31-24 |

### INDIVIDUAL STATISTICS

|         |   |
|---------|---|
| RUSHING | BAL — Rice 12-32, 1 TD; McGahee 4-4; Flacco 2-(-1). <b>PIT</b> — Mendenhall 20-46, 2 TD; Moore 2-12; Roethlisberger 6-11; Redman 1-4; Wallace 2-(-2).   |
|         | BAL — Flacco 30-16-1, 125, 1 TD.  |
|         | <b>PIT</b> — Roethlisberger 32-19-0, 226, 2 TD.   |
|         | BAL — Rice 7-32; Heap 3-43, 1 TD; Houshmandzadeh 3-38; McGahee 2-14; Boldin 1-(-2). <b>PIT</b> — Miller 5-39, 1 TD; Sanders 4-54; Brown 3-75; Ward 3-25, 1 TD; Wallace 3-20; Mendenhall 1-13. |

### TEAM STATISTICS

|                 | Ravens     | Steelers    |
|-----------------|------------|-------------|
| 1st Downs       | 12 (2-8-2) | 21 (7-11-3) |
| 3rd Downs       | 5-12 (42%) | 7-14 (50%)  |
| 4th Downs       | 0-1 (0%)   | 1-1 (100%)  |
| Total Net Yards | 126        | 263         |
| Plays-Avg.      | 53-2.4     | 69-3.8      |
| Rushing Yards   | 35         | 71          |
| Rush Att.-Avg.  | 18-1.9     | 31-2.3      |
| Passing Yards   | 91         | 192         |
| Att.-Comp.-Int. | 30-16-1    | 32-19-0     |
| Sacks By        | 6-34       | 5-34        |
| Punts-Avg.      | 4-53.8     | 4-48.5      |
| Penalties       | 6-74       | 9-93        |
| Fumbles-Lost    | 2-2        | 2-2         |
| Time of Poss.   | 25:32      | 34:28       |



## New York Jets 19 Pittsburgh 24

2010 AFC CHAMPIONSHIP (JAN. 23, 2011)



**PITTSBURGH** — The Pittsburgh Steelers advanced to their eighth Super Bowl with a 24-19 victory over the New York Jets in the AFC Championship at Heinz Field. The eight trips to the Super Bowl are tied for the most in NFL history with the Dallas Cowboys, and the Steelers' eight wins in an AFC Championship Game are the most in conference history.

The Steelers grabbed a 7-0 lead on the opening drive of the game as RB Rashard Mendenhall capped off the 15-play drive with a one-yard rushing touchdown. Mendenhall finished with a game-high 121 yards rushing, which is the sixth-most in team postseason history.

K Shaun Suisham added to the Steelers' lead with his 20-yard field goal in the second quarter to make it 10-0, and with two minutes left in the half, QB Ben Roethlisberger scored on a two-yard touchdown run to give the Steelers a 17-0 lead. It was Roethlisberger's third career postseason rushing touchdown.

On the Jets' ensuing drive, CB Ike Taylor posted a sack and forced fumble, both career firsts in the postseason, and CB William Gay returned the fumble 19 yards to make it 24-0. It was Gay's first career postseason touchdown and the first defensive touchdown for Pittsburgh in the postseason since LB James Harrison's 100-yard interception return for touchdown in Super Bowl XLIII.

The Jets got on the board just prior to halftime when K Nick Folk connected from 42 yards out to trim the lead to 24-3. On the Jets' first drive of the second half, QB Mark Sanchez found WR Santonio Holmes for a 45-yard touchdown pass to cut the lead to 24-10. Following a goal-line stand by the Steelers' defense, Roethlisberger fumbled the first snap and was tackled in the end zone for a safety.

On the Jets' next drive, Sanchez found WR Jericho Cotchery for a four-yard touchdown to make it 24-19 with three minutes left in the game. The Steelers converted on two key third-downs on their ensuing drive, including the game-winning first down reception by WR Antonio Brown to seal their second AFC Championship in the last three seasons.

Pittsburgh improved to 5-1 in the postseason under Head Coach Mike Tomlin with the victory. Tomlin joined Hall of Famer Joe Gibbs as the only head coaches to reach two Super Bowls in their first four seasons as a head coach.

Rookie LB LaMarr Woodley posted a team-high two sacks as the Steelers held Jacksonville to just 239 yards of total offense.

### GAME SUMMARY

|          | 1 | 2  | 3 | 4 | F  |
|----------|---|----|---|---|----|
| Jets     | 0 | 3  | 7 | 9 | 19 |
| STEELERS | 7 | 17 | 0 | 0 | 24 |

| TEAM | Q | TIME  | PLAY  | DRIVE       | SCORE |
|------|---|-------|---|-------------|-------|
| PIT  | 1 | 5:54  | Mendenhall 1 run (Suisham kick)             | 15-66; 9:06 | 7-0   |
| PIT  | 2 | 6:51  | Suisham 20 FG                               | 8-60; 3:41  | 10-0  |
| PIT  | 2 | 2:00  | Roethlisberger 2 run (Suisham kick)         | 7-66; 3:57  | 17-0  |
| PIT  | 2 | 1:13  | Gay 19 fumble return (Suisham kick)         | —; —        | 24-0  |
| NYJ  | 2 | 0:09  | Folk 42 FG                                  | 7-44; 1:04  | 24-3  |
| NYJ  | 3 | 12:13 | Holmes 45 pass from Sanchez (Folk kick)     | 5-90; 2:47  | 24-10 |
| NYJ  | 4 | 7:38  | Safety (Roethlisberger tackled in end zone) | —; —        | 24-12 |
| NYJ  | 4 | 3:06  | Cotchery 4 pass from Sanchez (Folk kick)    | 10-58; 4:32 | 24-19 |

### INDIVIDUAL STATISTICS

|         |  |
|---------|--|
| RUSHING | NYJ — Greene 9-52; Tomlinson 9-16; Sanchez 3-6; Cotchery 1-(-4). <b>PIT</b> — Mendenhall 27-121, 1 TD; Redman 4-27; Roethlisberger 11-21, 1 TD; Moore 1-(-3).                                |
|         | NYJ — Sanchez 33-20-0, 233, 2 TD.  |
|         | <b>PIT</b> — Roethlisberger 19-10-2, 133.  |
|         | NYJ — Keller 8-64; Cotchery 5-33, 1 TD; Edwards 3-50; Holmes 2-61, 1 TD; Smith 2-25. <b>PIT</b> — Miller 2-38; Mendenhall 2-32; Ward 2-14; Sanders 1-20; Brown 1-14; Moore 1-9; Wallace 1-6. |

### PASSING

### RECEIVING

### TEAM STATISTICS

|                 | Jets        | Steelers    |
|-----------------|-------------|-------------|
| 1st Downs       | 17 (2-12-3) | 23 (10-9-4) |
| 3rd Downs       | 5-14 (36%)  | 6-11 (55%)  |
| 4th Downs       | 2-3 (67%)   | 0-1 (0%)    |
| Total Net Yards | 289         | 287         |
| Plays-Avg.      | 57-5.1      | 64-4.5      |
| Rushing Yards   | 70          | 166         |
| Rush Att.-Avg.  | 22-3.2      | 43-3.9      |
| Passing Yards   | 219         | 121         |
| Att.-Comp.-Int. | 33-20-0     | 19-10-2     |
| Sacks By        | 2-12        | 2-14        |
| Punts-Avg.      | 4-36.5      | 1-38.0      |
| Penalties       | 6-50        | 4-25        |
| Fumbles-Lost    | 2-1         | 3-0         |
| Time of Poss.   | 25:19       | 34:41       |





Pittsburgh 23  
Denver 29 (ot)

2011 AFC WILD CARD (JAN. 8, 2012)



**DENVER** — QB Tim Tebow and WR Demaryius Thomas connected on an 80-yard touchdown on the first play in overtime to beat the Pittsburgh Steelers 29-23 in the AFC Wild Card Game. It was the fastest ending in NFL history for any overtime game.

The Steelers got off to a fast start, moving the football into Denver territory on their first two possessions. But they had to settle for two field goals. K Shaun Suisham connected on a 45-yarder to give the Steelers a 3-0 lead, and with less than a minute remaining in the first quarter, Suisham connected on a 38-yard field goal to put the Steelers up 6-0.

But the Broncos would score 20 unanswered points. Tebow found WR Eddie Royal for a 30-yard touchdown to give the Broncos a 7-6 lead. Tebow then scored on an eight-yard run less than three minutes later to give the Broncos a 14-6 lead. K Matt Prater connected on two field goals of 20 and 28 yards before halftime to give the Broncos a 20-6 lead going into the break.

The Steelers though would mount a comeback. WR Mike Wallace scored on a one-yard run midway through the third quarter to cut the lead 20-13. Prater added a 35-yard field goal to give the Broncos a 23-13 lead but the Steelers answered with another Suisham field goal.

Trailing 23-16, the Steelers defense forced RB Willis McGahee to fumble, giving QB Ben Roethlisberger a short field. Roethlisberger found WR Jerriro Colchery for a 31-yard touchdown to tie the game 23-23.

The Steelers had a chance to win the game in regulation, but Roethlisberger was sacked on two of the team's final three plays, forcing overtime. After Suisham's kickoff sailed through the uprights, the Broncos took over at their own 20-yard line. Tebow threw the touchdown to Thomas on the very next play.

Despite the loss, the Steelers held each Bronco running back to less than 100 yards rushing. The Steelers have not allowed a single running back to rush for more than 100 yards in 18-consecutive postseason games, the longest current streak in the NFL.

Roethlisberger became just the second player in team history to throw for more than 3,000 yards in the postseason.

GAME SUMMARY

|          | 1 | 2  | 3 | 4  | OT | F  |
|----------|---|----|---|----|----|----|
| STEELERS | 6 | 0  | 7 | 10 | 0  | 23 |
| Broncos  | 0 | 20 | 0 | 3  | 6  | 29 |

| TEAM | Q | TIME  | PLAY  | DRIVE       | SCORE |
|------|---|-------|---|-------------|-------|
| PIT  | 1 | 11:14 | Suisham 45 yd. FG                                       | 8-53; 3:46  | 3-0   |
| PIT  | 1 | 0:23  | Suisham 38 yd. FG                                       | 12-47; 5:50 | 6-0   |
| DEN  | 2 | 13:24 | Royal 30 yd. pass from Tebow (Prater kick)              | 5-80; 1:59  | 6-7   |
| DEN  | 2 | 10:36 | Tebow 8 yd. run (Prater kick)                           | 4-73; 2:18  | 6-14  |
| DEN  | 2 | 7:30  | Prater 20 yd. FG  | 4-16; 1:44  | 6-17  |
| DEN  | 2 | 1:05  | Prater 28 yd. FG  | 8-59; 4:04  | 6-20  |
| PIT  | 3 | 4:29  | Wallace 1 yd. run (Suisham kick)                        | 11-87; 5:56 | 13-20 |
| DEN  | 4 | 13:10 | Prater 35 yd. FG  | 12-63; 6:19 | 13-23 |
| PIT  | 4 | 9:59  | Suisham 37 yd. FG                                       | 7-61; 3:11  | 16-23 |
| PIT  | 4 | 3:48  | Colchery 31 yd. pass from Roethlisberger (Suisham kick) | 7-55; 3:47  | 23-23 |
| DEN  | 5 | 14:49 | Thomas 80 yd. pass from Tebow                           | 1-80; 0:11  | 23-29 |

INDIVIDUAL STATISTICS

RUSHING

**PIT** — Redman 17-121; Brown 1-18; Roethlisberger 3-15; Clay 1-1; Wallace 1-1, 1 TD. **DEN** — McGahee 19-61; Tebow 10-50, 1 TD; Ball 4-11; Decker 1-9.

PASSING

**PIT** — Roethlisberger 40-22-1, 289, 1 TD. **DEN** — Tebow 21-10-0, 316, 2 TD.

RECEIVING

**PIT** — Sanders 6-81; Brown 5-70; Miller 5-60; Wallace 3-26; Redman 2-21; Colchery 1-31, 1 TD. **DEN** — Thomas 4-204, 1 TD; Royal 3-49, 1 TD; Fells 2-57; Ball 1-6.

TEAM STATISTICS

|                 | Steelers    | Broncos    |
|-----------------|-------------|------------|
| 1st Downs       | 21 (9-11-1) | 18 (6-9-3) |
| 3rd Downs       | 7-16 (44%)  | 3-10 (30%) |
| 4th Downs       | 0-1 (0%)    | 0-0 (0%)   |
| Total Net Yards | 400         | 447        |
| Plays-Avg.      | 68-5.9      | 55-8.1     |
| Rushing Yards   | 156         | 131        |
| Rush Att.-Avg.  | 23-6.8      | 34-3.9     |
| Passing Yards   | 289         | 316        |
| Sacks           | 0-0         | 5-45       |
| Att.-Comp.-Int. | 40-22-1     | 21-10-0    |
| Punts-Avg.      | 4-46.0      | 4-41.0     |
| Penalties       | 6-61        | 5-30       |
| Fumbles-Lost    | 2-0         | 2-1        |
| Time of Poss.   | 31:06       | 29:05      |



Baltimore 30  
Pittsburgh 17

2014 AFC WILD CARD (JAN. 3, 2015)



**PITTSBURGH** — QB Joe Flacco's 21-yard touchdown pass to TE Crockett Gilmore midway through the fourth quarter sealed the victory for Baltimore in the AFC Wild Card Game at Heinz Field.

Pittsburgh moved the ball well in the first half but only managed to come away with three field goals by K Shaun Suisham (45, 22 and 47). Baltimore RB Bernard Pierce scored on a five-yard run and K Justin Tucker connected on a 28-yard field goal to give Baltimore its 10 points of the first half, and the Ravens led 10-9 at the break.

Tucker connected from 45 yards early in the third quarter to put Baltimore up 13-9. Flacco threw an 11-yard touchdown pass to WR Torrey Smith midway through the third quarter to give the Ravens a 20-9 advantage.

The Steelers got a splash play from their defense early in the fourth quarter when rookie DE Stephon Tuitt recovered a Ravens' fumble. QB Ben Roethlisberger then connected with WR Antonio Brown for a 44-yard gain and rookie WR Martavis Bryant for a six-yard touchdown to cut the lead to 20-15.

Baltimore responded with a 52-yard field goal by Tucker to increase the Ravens' lead to 23-15. On the Steelers' ensuing drive, Roethlisberger was picked off by LB Terrell Suggs. On Baltimore's next play, Flacco hit Gilmore for the game-deciding touchdown.

The Steelers tried to rally but Roethlisberger was picked off in the end zone. A blocked punt for a safety by S Shamarko Thomas cut the Ravens' lead to 30-17.

Trailing by 13, Pittsburgh took over with less than two minutes remaining. TE Heath Miller fumbled and the Ravens secured the football and took over at the Pittsburgh 38-yard line. Baltimore then went into its victory formation.

RB Le'Veon Bell, the team's MVP, wasn't able to suit up due to a knee injury.

GAME SUMMARY

|          | 1 | 2  | 3  | 4  | F  |
|----------|---|----|----|----|----|
| Ravens   | 0 | 10 | 10 | 10 | 30 |
| STEELERS | 3 | 6  | 0  | 8  | 17 |

| TEAM | Q | TIME  | PLAY   | DRIVE       | SCORE |
|------|---|-------|--|-------------|-------|
| PIT  | 1 | 1:29  | Suisham 45 yd. FG                                    | 9-33; 5:36  | 3-0   |
| BAL  | 2 | 12:28 | Pierce 5 yd. run (Tucker kick)                       | 8-80; 4:01  | 3-7   |
| PIT  | 2 | 5:40  | Suisham 22 yd. FG                                    | 12-82; 6:48 | 6-7   |
| BAL  | 2 | 2:41  | Tucker 28 yd. FG                                     | 10-70; 2:59 | 6-10  |
| PIT  | 2 | 0:37  | Suisham 47 yd. FG                                    | 9-53; 2:04  | 9-10  |
| BAL  | 3 | 10:06 | Tucker 45 yd. FG                                     | 9-57; 4:54  | 9-13  |
| BAL  | 3 | 4:13  | T. Smith 11 yd. pass from Flacco (Tucker kick)       | 6-69; 3:25  | 9-20  |
| PIT  | 4 | 11:01 | Bryant 6 yd. pass from Roethlisberger (Pass failed)  | 2-45; 0:50  | 15-20 |
| BAL  | 4 | 8:47  | Tucker 52 yd. FG                                     | 7-29; 2:14  | 15-23 |
| BAL  | 4 | 7:56  | Gilmore 21 yd. pass from Flacco (Tucker kick)        | 1-21; 0:07  | 15-30 |
| PIT  | 4 | 1:56  | Punt blocked by S. Thomas out of end zone for safety |             | 17-30 |

INDIVIDUAL STATISTICS

**BAL** — Forsett 16-40; Flacco 8-8; Pierce 1-5, 1 TD. **PIT** — Harris 9-25; Tate 5-19; Roethlisberger 2-16; Bryant 1-6; Johnson 1-3; Archer 1-(-1).

RUSHING

PASSING

**BAL** — Flacco 29-18-0, 259, 2 TD. **PIT** — Roethlisberger 45-31-2, 334, 1 TD; Gradkowski 3-2-0, 22.

**BAL** — Smith Sr. 5-10; Daniels 4-70; T. Smith 2-28, 1 TD; Juszczyk 2-16; Gilmore 1-21, 1 TD; Brown 1-9; Forsett 1-7; Aiken 1-4; Jones 1-3. **PIT** — Brown 9-117; Miller 6-76; Wheaton 5-66; Bryant 5-61, 1 TD; Archer 3-15; Tate 2-9; Harris 2-6; Heyward-Bey 1-6.

TEAM STATISTICS

|                 | Ravens     | Steelers   |
|-----------------|------------|------------|
| 1st Downs       | 19         | 22         |
| 3rd Downs       | 4-11 (36%) | 5-16 (31%) |
| 4th Downs       | 1-1 (100%) | 2-3 (67%)  |
| Total Net Yards | 299        | 387        |
| Plays-Avg.      | 55-5.4     | 72-5.4     |
| Rushing Yards   | 53         | 68         |
| Rush Att.-Avg.  | 25-2.1     | 19-3.6     |
| Passing Yards   | 246        | 319        |
| Att.-Comp.-Int. | 29-18-0    | 34-28-3    |
| Sacks By        | 5-37       | 1-13       |
| Punts-Avg.      | 2-24.5     | 3-38.3     |
| Penalties       | 2-14       | 8-114      |
| Fumbles-Lost    | 2-1        | 2-1        |
| Time of Poss.   | 23:43      | 35:17      |

**Pittsburgh 18  
Cincinnati 16**

2015 AFC WILD CARD (JAN. 9, 2016)



**CINCINNATI** — K Chris Boswell connected on a game-winning 35-yard field goal with 14 seconds remaining in the game to beat the Bengals, 18-16, in the AFC Wild Card Game at Paul Brown Stadium.

Pittsburgh led 15-0 after three quarters, thanks to three Boswell field goals and a 10-yard touchdown pass from QB Ben Roethlisberger to WR Martavius Bryant.

The Steelers defense also forced three turnovers (one interception and two fumbles) in the first three quarters to help give Pittsburgh the 15-point advantage.

On the final play of the third quarter, Roethlisberger injured his shoulder, and he was taken to the locker room to be evaluated. On Cincinnati's ensuing possession, RB Jeremy Hill scored on a one-yard run to cut the lead to 15-7.

After a Steelers' punt, the Bengals marched into Steelers' territory where K Mike Nugent made a 36-yard field goal to cut Pittsburgh's lead to 15-10.

Shortly after the two-minute warning, Cincinnati took a 16-15 lead when QB AJ McCarron threw a 25-yard touchdown pass to WR A.J. Green. On Pittsburgh's ensuing drive, QB Landry Jones, filling in for Roethlisberger, was picked off by LB Vontaze Burfitt.

LB Ryan Shazier though would force a fumble on Hill, which was recovered by CB Ross Cockrell, giving the Steelers one more chance. Roethlisberger came back into the game and led the team on a nine-play, 74-yard drive that was capped off by Boswell's game-winning 35-yarder.

**GAME SUMMARY**

|          | 1 | 2 | 3 | 4  | F  |
|----------|---|---|---|----|----|
| STEELERS | 0 | 6 | 9 | 3  | 18 |
| BENGALS  | 0 | 0 | 0 | 16 | 16 |

| TEAM | Q | TIME  | PLAY   | DRIVE       | SCORE |
|------|---|-------|--|-------------|-------|
| PIT  | 2 | 2:27  | Boswell 39 yd. FG  | 6-20; 2:30  | 3-0   |
| PIT  | 2 | 0:33  | Boswell 30 yd. FG  | 9-63; 1:16  | 6-0   |
| PIT  | 3 | 10:09 | Boswell 34 yd. FG  | 5-47; 2:04  | 9-0   |
| PIT  | 3 | 5:02  | Bryant 10 yd. pass from Roethlisberger (Pass failed)6-82; 3:29 | 15-0        |       |
| CIN  | 4 | 13:57 | Hill 1 yd. run (Nugent kick)                                   | 3-46; 0:50  | 15-7  |
| CIN  | 4 | 5:12  | Nugent 36 yd. FG   | 13-70; 5:59 | 15-10 |
| CIN  | 4 | 1:50  | Green 25 yd. pass from McCarron (Run failed)                   | 7-45; 1:38  | 15-16 |
| CIN  | 4 | 0:14  | Green 25 yd. pass from McCarron (Run failed)                   | 9-74; 1:09  | 18-16 |

**INDIVIDUAL STATISTICS**

|                |  |
|----------------|--|
| <b>RUSHING</b> | <b>PIT</b> — Toddman 11-65; Toussaint 17-58; Bryant 1-44. <b>CIN</b> — Hill 12-50, 1 TD; Bernard 6-28; McCarron 5-9; Burkhead 1-4.   |
|                | <b>PASSING</b> <b>PIT</b> — Roethlisberger 31-18-0, 229, 1 TD; Jones 5-2-1, 11. <b>CIN</b> — McCarron 41-23-1, 212, 1 TD.  |
|                | <b>RECEIVING</b> <b>PIT</b> — Brown 7-119; Bryant 5-29, 1 TD; Toussaint 4-60; Wheaton 2-23; Miller 2-9. <b>CIN</b> — Green 5-71, 1 TD; Eflert 5-58; Jones 4-32; Hill 3-27; Sanu 3-17; Bernard 2-2; Burkhead 1-5. |
|                |  |

**TEAM STATISTICS**

|                 | Steelers   | Bengals    |
|-----------------|------------|------------|
| 1st Downs       | 21         | 19         |
| 3rd Downs       | 2-13 (15%) | 5-15 (33%) |
| 4th Downs       | 1-1 (100%) | 1-1 (100%) |
| Total Net Yards | 369        | 279        |
| Plays-Avg.      | 69-5.3     | 68-4.1     |
| Rushing Yards   | 167        | 91         |
| Rush Att.-Avg.  | 29-5.8     | 24-3.8     |
| Passing Yards   | 202        | 188        |
| Att.-Comp.-Int. | 36-20-1    | 41-23-1    |
| Sacks By        | 3-24       | 4-38       |
| Punts-Avg.      | 7-41.9     | 6-42.5     |
| Penalties       | 10-142     | 8-79       |
| Fumbles-Lost    | 2-1        | 5-3        |
| Time of Poss.   | 30:37      | 29:23      |

**Pittsburgh 16  
Denver 23**

2015 AFC DIVISIONAL PLAYOFF (JAN. 17, 2016)



**DENVER** — The Broncos beat the Steelers 23-16 in the 2015 AFC Divisional Playoff at Sports Authority Field at Mile High.

Denver K Brandon McManus connected on two first quarter field goals to give the Broncos an early 6-0 lead. Pittsburgh took a 7-6 lead late in the first quarter on RB Fitzgerald Toussaint's one-yard touchdown run.

K Chris Boswell made a 43-yard field goal early in the second quarter to extend the Steelers' lead to 10-6. McManus' 51-yard field goal as time expired in the first half cut Pittsburgh's lead to 10-9 at the break.

Teams exchanged field goals in the third quarter, and the Steelers led 13-12 heading into the final period. Pittsburgh traveled to Denver's 34-yard line early in the fourth quarter, but CB Bradley Roby forced a fumble on Toussaint that was recovered by DE DeMarcus Ware.

QB Peyton Manning then led Denver on a 13-play drive that was capped off by RB C.J. Anderson's one-yard run. After a successful two-point conversion, Denver led 20-13.

The Broncos held the Steelers on fourth down. McManus made a 45-yard field goal to extend Denver's lead to 23-13. Boswell made a 47-yard field goal with 19 seconds remaining in the game to cut the lead to 23-16 but Pittsburgh's onside kick attempt was recovered by Denver, ending the game.

**GAME SUMMARY**

|          | 1 | 2 | 3 | 4  | F  |
|----------|---|---|---|----|----|
| STEELERS | 7 | 3 | 3 | 3  | 16 |
| Broncos  | 6 | 3 | 3 | 11 | 23 |

| TEAM | Q | TIME  | PLAY                                | DRIVE       | SCORE |
|------|---|-------|-------------------------------------|-------------|-------|
| DEN  | 1 | 11:21 | McManus 28 yd. FG                   | 5-20; 1:57  | 0-3   |
| DEN  | 1 | 3:40  | McManus 41 yd. FG                   | 4-8; 1:26   | 0-6   |
| PIT  | 1 | 1:22  | Toussaint 1 yd. run (Boswell kick)  | 5-80; 2:18  | 7-6   |
| PIT  | 2 | 10:19 | Boswell 43 yd. FG                   | 7-60; 3:53  | 10-6  |
| DEN  | 2 | 0:00  | McManus 51 yd. FG                   | 11-62; 3:14 | 10-9  |
| PIT  | 3 | 9:32  | Boswell 28 yd. FG                   | 8-69; 2:19  | 13-9  |
| DEN  | 3 | 2:45  | McManus 41 yd. FG                   | 7-30; 3:08  | 13-12 |
| DEN  | 4 | 3:00  | Anderson 1 yd. run (Pass to Thomas) | 13-65; 6:52 | 13-20 |
| DEN  | 4 | 0:53  | McManus 45 yd. FG                   | 4-3; 0:56   | 13-23 |
| PIT  | 4 | 0:19  | Boswell 47 yd. FG                   | 4-51; 0:34  | 16-23 |

**INDIVIDUAL STATISTICS**

|                |  |
|----------------|--|
| <b>RUSHING</b> | <b>PIT</b> — Bryant 2-40; Toussaint 12-39, 1 TD; Toddman 5-6. <b>DEN</b> — Anderson 15-72, 1 TD; Hillman 16-38; Manning 2-(-1).  |
|                | <b>PASSING</b> <b>PIT</b> — Roethlisberger 37-24-0, 339. <b>DEN</b> — Manning 37-21-0, 222.  |
|                | <b>RECEIVING</b> <b>PIT</b> — Bryant 9-154; Wheaton 5-30; Toussaint 3-2; Heyward-Bey 2-64; Coates 2-61; James 1-22; Miller 1-5; Spaeth 1-1. <b>DEN</b> — Sanders 5-85; Thomas 4-40; Fowler 2-35; Latimer 2-18; Green 2-14; Anderson 2-11; Daniels 2-10; Norwood 1-10; Caldwell 1-(-1). |
|                |  |

**TEAM STATISTICS**

|                 | Steelers   | Broncos    |
|-----------------|------------|------------|
| 1st Downs       | 16         | 19         |
| 3rd Downs       | 2-12 (17%) | 3-15 (20%) |
| 4th Downs       | 0-2 (0%)   | 0-1 (0%)   |
| Total Net Yards | 396        | 324        |
| Plays-Avg.      | 59-6.7     | 71-4.6     |
| Rushing Yards   | 85         | 109        |
| Rush Att.-Avg.  | 19-4.5     | 33-3.3     |
| Passing Yards   | 311        | 215        |
| Att.-Comp.-Int. | 37-24-0    | 37-21-0    |
| Sacks By        | 1-7        | 3-28       |
| Punts-Avg.      | 6-39.7     | 6-47.0     |
| Penalties       | 5-38       | 4-49       |
| Fumbles-Lost    | 2-1        | 1-0        |
| Time of Poss.   | 28:27      | 31:33      |





### Miami 12 Pittsburgh 30

2016 AFC WILD CARD (JAN. 8, 2017)



**PITTSBURGH** — RB Le'Veon Bell set the team's single-game postseason rushing record as he recorded 167 yards, helping lift the Steelers to a 30-12 victory over the Miami Dolphins in the AFC Wild Card Game.

Pittsburgh raced to an early lead thanks to two touchdown passes from QB Ben Roethlisberger to WR Antonio Brown. The two connected on a 50-yard score and then on a 62-yard score to give the Steelers a 14-0 lead midway through the first quarter. K Dustin Franks got the Dolphins on the board late in the first quarter.

Early in the second quarter, Bell scored on a one-yard run to give Pittsburgh a 20-3 lead. Franks made a 47-yard field goal late in the second quarter, and the Steelers led 20-6 at the break.

The Steelers scored 10 points in the third quarter to seal the victory. K Chris Boswell made a 34-yard field goal, and Bell scored his second rushing touchdown of the game to make it 30-6. Miami got a late touchdown on QB Mat Moore's four-yard touchdown to RB Damien Williams.

Pittsburgh's defense forced three turnovers and recorded 5.0 sacks, which are tied for the most sacks in team history in a single game since sacks became an official statistic in 1982.

#### GAME SUMMARY

|          | 1  | 2 | 3  | 4 | F  |
|----------|----|---|----|---|----|
| Dolphins | 3  | 3 | 0  | 6 | 12 |
| STEELERS | 14 | 6 | 10 | 0 | 30 |

| TEAM | Q | TIME  | PLAY  | DRIVE       | SCORE |
|------|---|-------|---|-------------|-------|
| PIT  | 1 | 12:15 | Brown 50 yd. pass from Roethlisberger (Boswell kick) 5-85; 2:45 | 7-0         |       |
| PIT  | 1 | 6:50  | Brown 62 yd. pass from Roethlisberger (Boswell kick) 6-90; 3:10 | 14-0        |       |
| MIA  | 1 | 3:06  | Franks 38 yd. FG  | 7-39; 3:44  | 14-3  |
| PIT  | 2 | 12:39 | Bell 1 yd. run (Missed PAT)                                     | 10-83; 5:27 | 20-3  |
| MIA  | 2 | 4:52  | Franks 47 yd. FG  | 12-39; 7:47 | 20-6  |
| PIT  | 3 | 6:32  | Boswell 34 yd. FG   | 8-43; 4:16  | 23-6  |
| PIT  | 3 | 2:05  | Bell 8 yd. run (Boswell kick)                                   | 7-25; 4:18  | 30-6  |
| MIA  | 4 | 5:57  | Williams 4 yd. pass from Moore (Pass failed)                    | 9-70; 4:20  | 30-12 |

#### INDIVIDUAL STATISTICS

|           |            |   |
|-----------|------------|---|
| RUSHING   | MIA        | Ajayi 16-33;<br>Williams 3-14; Thomas 1-3;<br>Moore 1-2. <b>PIT</b> — Bell 29-167, 2 TD; Roethlisberger 4-10; D. Williams 2-2.  |
|           | MIA        | Moore 36-29-1,<br>289, 1 TD.  |
| PASSING   | <b>PIT</b> | Roethlisberger 18-13-2, 197, 2 TD.  |
|           | MIA        | Landry 11-102;<br>Stills 5-82; Sims 5-34;<br>Parker 4-55; Ajayi 3-12;<br>Williams 1-4, 1 TD. <b>PIT</b> — Brown 5-124, 2 TD; Ayers 2-21; Bell 2-7; Rogers 1-19; Heyward-Bey 1-10; Hamilton 1-10; James 1-6. |
| RECEIVING | MIA        | Landry 11-102;<br>Stills 5-82; Sims 5-34;<br>Parker 4-55; Ajayi 3-12;<br>Williams 1-4, 1 TD. <b>PIT</b> — Brown 5-124, 2 TD; Ayers 2-21; Bell 2-7; Rogers 1-19; Heyward-Bey 1-10; Hamilton 1-10; James 1-6. |
|           | MIA        | Landry 11-102;<br>Stills 5-82; Sims 5-34;<br>Parker 4-55; Ajayi 3-12;<br>Williams 1-4, 1 TD. <b>PIT</b> — Brown 5-124, 2 TD; Ayers 2-21; Bell 2-7; Rogers 1-19; Heyward-Bey 1-10; Hamilton 1-10; James 1-6. |

#### TEAM STATISTICS

|                 | Dolphins    | Steelers   |
|-----------------|-------------|------------|
| 1st Downs       | 18 (1-16-1) | 19 (9-7-3) |
| 3rd Downs       | 6-14 (43%)  | 4-9 (44%)  |
| 4th Downs       | 2-4 (50%)   | 0-0 (0%)   |
| Total Net Yards | 305         | 367        |
| Plays-Avg.      | 62-4.9      | 54-6.8     |
| Rushing Yards   | 52          | 179        |
| Rush Att.-Avg.  | 21-2.5      | 35-5.1     |
| Net Passing     | 253         | 188        |
| Att.-Comp.-Int. | 36-29-1     | 18-13-2    |
| Sacks By        | 1-9         | 5-36       |
| Punts-Avg.      | 2-51.0      | 2-39.5     |
| Penalties       | 6-64        | 6-60       |
| Fumbles-Lost    | 3-2         | 0-0        |
| Time of Poss.   | 32:02       | 27:58      |



### Pittsburgh 18 Kansas City 16

2016 AFC DIVISIONAL PLAYOFF (JAN. 15, 2017)



**KANSAS CITY** — K Chris Boswell made an NFL single-game postseason record six field goals, and RB Le'Veon Bell set the team's single postseason game rushing record, recording 170 yards, as they helped lift the Steelers to an 18-16 victory over the Kansas City Chiefs at Arrowhead Stadium.

Boswell's 22-yard field goal gave Pittsburgh the early 3-0 lead. Kansas City took its only lead of the game on QB Alex Smith's five yard touchdown pass to WR Albert Wilson.

Boswell made three field goals, 38 yards, 36 yards and 45 yards, to give Pittsburgh a 12-7 lead at halftime. Boswell's 43-yard field goal early in the third quarter increased Pittsburgh's lead to 15-7.

K Cairo Santos connected on a 43-yard field goal late in the third quarter to cut the Steelers' lead to 15-10. Boswell's final field goal of the game gave the Steelers an eight-point advantage, 18-10, early in the fourth quarter.

With less than three minutes remaining in the game, Chiefs' RB Spencer Ware scored on a one-yard run. Pittsburgh's defense stopped the Chiefs' two point try.

QB Ben Roethlisberger's first-down completion to WR Antonio Brown after the two-minute warning, sealed the victory for Pittsburgh.

#### GAME SUMMARY

|             | 1 | 2 | 3 | 4 | F  |
|-------------|---|---|---|---|----|
| STEELERS    | 6 | 6 | 3 | 3 | 18 |
| Kansas City | 7 | 0 | 3 | 6 | 16 |

| TEAM | Q | TIME  | PLAY                                       | DRIVE       | SCORE |
|------|---|-------|--|-------------|-------|
| PIT  | 1 | 9:38  | Boswell 22 yd. FG                          | 11-66; 5:22 | 3-0   |
| KC   | 1 | 6:09  | Wilson 5 yd. pass from Smith (Santos kick) | 6-55; 3:29  | 3-7   |
| PIT  | 1 | 3:51  | Boswell 38 yd. FG                          | 7-55; 2:18  | 6-7   |
| PIT  | 2 | 9:18  | Boswell 36 yd. FG                          | 14-53; 6:30 | 9-7   |
| PIT  | 2 | 0:55  | Boswell 45 yd. FG                          | 9-28; 4:08  | 12-7  |
| PIT  | 3 | 10:06 | Boswell 43 yd. FG                          | 7-49; 3:42  | 15-7  |
| KC   | 3 | 0:10  | Santos 48 yd. FG                           | 7-16; 2:50  | 15-10 |
| PIT  | 4 | 9:49  | Boswell 43 yd. FG                          | 10-45; 5:21 | 18-10 |
| KC   | 4 | 2:43  | Ware 1 yd. run (Pass failed)               | 13-75; 7:06 | 18-16 |

#### INDIVIDUAL STATISTICS

|         |   |
|---------|---|
| RUSHING | <b>PIT</b> — Bell 30-170;   |
|         | Roethlisberger 4-1. <b>KC</b> — Ware 8-35, 1 TD; Hill 3-18; Smith 2-9; West 1-(-1).   |
|         | <b>PIT</b> — Roethlisberger 30-21-1, 224.   |
| PASSING | <b>KC</b> — Smith 34-20-1, 172, 1 TD.   |
|         | <b>PIT</b> — Brown 6-108; James 5-83; Rogers 5-27; Bell 2-(-4); Ayers 1-6; Hamilton 1-4.  |
|         | <b>RECEIVING</b> <b>KC</b> — Kelce 5-77; Hill 4-77; Maclin 2-28; Conley 2-19; West 2-14; Wilson 2-3, 1 TD; Ware 2-1; Sherman 1-3. |

#### TEAM STATISTICS

|                 | Steelers     | Chiefs     |
|-----------------|--------------|------------|
| 1st Downs       | 20 (10-10-0) | 16 (4-9-3) |
| 3rd Downs       | 7-15 (47%)   | 2-9 (22%)  |
| 4th Downs       | 0-0 (0%)     | 2-2 (0%)   |
| Total Net Yards | 389          | 227        |
| Plays-Avg.      | 66-5.9       | 49-4.6     |
| Rushing Yards   | 171          | 61         |
| Rush Att.-Avg.  | 34-5.0       | 14-4.4     |
| Net Passing     | 218          | 166        |
| Att.-Comp.-Int. | 31-20-1      | 34-20-1    |
| Sacks By        | 1-6          | 1-6        |
| Punts-Avg.      | 1-35.0       | 4-45.8     |
| Penalties       | 4-53         | 6-60       |
| Fumbles-Lost    | 0-0          | 1-1        |
| Time of Poss.   | 34:13        | 25:47      |


**Pittsburgh 17**  
**New England 26**

2016 AFC CHAMPIONSHIP (JAN. 22, 2017)



**FOXBOROUGH** — QB Tom Brady threw for 384 yards with three touchdowns to help lift the Patriots to a 36-17 victory over the Steelers in the AFC Championship Game.

New England led 10-0 at the end of the first quarter. K Stephen Gostkowski made a 31-yard field goal on the Patriots' opening drive, and Brady threw a 16-yard touchdown to WR Chris Hogan.

Early in the second quarter, RB DeAngelo Williams scored on a five-yard run to cut the lead to 10-6. But it would be the closest Pittsburgh would get the rest of the game.

Midway through the second quarter, Brady connected with Hogan again, this time for a 34-yard touchdown. K Chris Boswell made a 23-yard field goal late in the second quarter. New England led 17-9 at halftime.

The Patriots scored 19 unanswered points to put the game out of reach. Gostkowski made a 47-yard field goal. RB LeGarrette Blount scored on a one-yard run. Brady threw a 10-yard touchdown pass to WR Julian Edelman. And Gostkowski connected on a 26-yard field goal.

Pittsburgh's final points of the game came on a 30-yard touchdown pass from QB Ben Roethlisberger to WR Cobi Hamilton.

**GAME SUMMARY**

|                 | 1  | 2 | 3  | 4 | F  |
|-----------------|----|---|----|---|----|
| STEELERS (13-6) | 0  | 9 | 0  | 8 | 17 |
| Patriots (16-2) | 10 | 7 | 16 | 3 | 36 |

| TEAM | Q | TIME  | PLAY   | DRIVE       | SCORE |
|------|---|-------|--|-------------|-------|
| NE   | 1 | 13:08 | Gostkowski 31 yd. FG   | 6-62; 1:52  | 0-3   |
| NE   | 1 | 2:47  | Hogan 16 yd. pass from Brady (Gostkowski kick)                 | 11-80; 4:36 | 0-10  |
| PIT  | 2 | 11:31 | D. Williams 5 yd. run (Kick failed)                            | 13-84; 6:16 | 6-10  |
| NE   | 2 | 7:43  | Hogan 34 yd. pass from Brady (Gostkowski kick)                 | 9-82; 3:48  | 6-17  |
| PIT  | 2 | 1:39  | Boswell 23 yd. FG  | 15-70; 6:04 | 9-17  |
| NE   | 3 | 9:59  | Gostkowski 47 yd. FG   | 9-55; 3:11  | 9-20  |
| NE   | 3 | 2:44  | Blount 1 yd. run (Gostkowski kick)                             | 8-88; 3:52  | 9-27  |
| NE   | 3 | 1:35  | Edelman 10 yd. pass from Brady (Kick failed)                   | 4-28; 1:01  | 9-33  |
| NE   | 4 | 6:24  | Gostkowski 26 yd. FG   | 8-24; 3:50  | 9-36  |
| PIT  | 4 | 3:36  | Hamilton 30 yd. pass from Roethlisberger (Pass to D. Williams) | 9-75; 2:48  | 17-36 |

**INDIVIDUAL STATISTICS**

|                  |   |
|------------------|---|
| <b>RUSHING</b>   | <b>PIT</b> — D. Williams 14-34, 1 TD; Bell 6-20. <b>NE</b> — Blount 16-47, 1 TD; Lewis 6-11; White 1-0; Brady 4-(-1).   |
|                  | <b>PIT</b> — Roethlisberger 47-31-1, 314, 1 TD.   |
|                  | <b>NE</b> — Brady 42-32-0, 384, 3 TD.   |
| <b>PASSING</b>   | <b>PIT</b> — Brown 7-77; Rogers 7-66; D. Williams 7-51; James 5-48; Hamilton 2-37, 1 TD; Coates 2-34; Johnson 1-1. <b>NE</b> — Hogan 9-180, 2 TD; Edelman 8-118, 1 TD; Bennett 5-32; White 3-8; Amendola 2-12; Lewis 2-8; Develin 1-13; Blount 1-8; Mitchell 1-5. |
|                  |   |
|                  |   |
| <b>RECEIVING</b> |   |
|                  |   |
|                  |   |

**TEAM STATISTICS**

|                 | Steelers    | Patriots    |
|-----------------|-------------|-------------|
| 1st Downs       | 22 (3-18-1) | 26 (8-17-1) |
| 3rd Downs       | 9-15 (60%)  | 11-17 (65%) |
| 4th Downs       | 0-1 (0%)    | 0-0 (0%)    |
| Total Net Yards | 368         | 431         |
| Plays-Avg.      | 67-5.5      | 71-6.1      |
| Rushing Yards   | 54          | 57          |
| Rush Att.-Avg.  | 20-2.7      | 27-2.1      |
| Net Passing     | 314         | 374         |
| Att.-Comp.-Int. | 47-31-1     | 42-32-0     |
| Sacks By        | 2-10        | 0-0         |
| Punts-Avg.      | 4-38.5      | 2-48.5      |
| Penalties       | 3-19        | 2-10        |
| Fumbles-Lost    | 1-1         | 0-0         |
| Time of Poss.   | 28:34       | 31:26       |


**Jacksonville 45**  
**Pittsburgh 42**

2017 AFC DIVISIONAL PLAYOFF (JAN. 14, 2018)



**PITTSBURGH** — The Steelers were unable to overcome a 21-point deficit in their 45-42 AFC Divisional Playoff loss to the Jacksonville Jaguars at Heinz Field.

Three straight rushing touchdowns gave Jacksonville a 21-0 lead early in the second quarter. Pittsburgh rallied with a 23-yard touchdown pass from QB Ben Roethlisberger to WR Antonio Brown, but a Steelers' fumble recovered by Jacksonville and returned for a touchdown on the following Pittsburgh drive allowed the Jaguars to maintain their 21-point lead.

The Steelers responded with 14 straight points off of Roethlisberger touchdown passes, first to WR Martavis Bryant, then to RB Le'Veon Bell.

Each team added seven more points early in the fourth quarter, Jacksonville with a touchdown run from RB Leonard Fournette and Pittsburgh with a second touchdown reception from Brown.

With less than five minutes remaining, Jaguars QB Blake Bortles connected with FB Tommy Bohanon on a 14-yard touchdown pass. The Steelers cut their deficit back to seven with an 8-yard touchdown run by Bell.

With just 1:45 remaining, Jacksonville K Josh Lambo converted a 45-yard field goal that increased the score to 45-42.

Roethlisberger recorded his fifth touchdown pass of the day, finding WR JuJu Smith-Schuster in the end zone for a 4-yard score, but the Steelers came up short as time expired.

**GAME SUMMARY**

|          | 1  | 2  | 3 | 4  | F  |
|----------|----|----|---|----|----|
| Jaguars  | 14 | 14 | 0 | 17 | 45 |
| STEELERS | 0  | 14 | 7 | 21 | 42 |

| TEAM | Q | TIME  | PLAY   | DRIVE       | SCORE |
|------|---|-------|--|-------------|-------|
| JAX  | 1 | 10:40 | Fournette 1 yd. run (Lambo kick)                             | 8-66; 4:20  | 7-0   |
| JAX  | 1 | 5:26  | Fournette 18 yd. run (Lambo kick)                            | 1-18; 0:05  | 14-0  |
| JAX  | 2 | 11:31 | Yeldon 4 yd. run (Lambo kick)                                | 11-75; 4:36 | 21-0  |
| PIT  | 2 | 8:20  | Brown 23 yd. pass from Roethlisberger (Boswell kick)         | 6-64; 3:11  | 21-7  |
| JAX  | 2 | 2:20  | Smith 50 yd. fumble return (Lambo kick)                      | ---         | 28-7  |
| PIT  | 2 | 0:25  | Bryant 36 yd. pass from Roethlisberger (Boswell kick)        | 7-51; 1:55  | 28-14 |
| PIT  | 3 | 9:09  | Bell 19 yd. pass from Roethlisberger (Boswell kick)          | 10-77; 5:51 | 28-21 |
| JAX  | 4 | 10:34 | Fournette 3 yd. run (Lambo kick)                             | 5-61; 2:10  | 35-21 |
| PIT  | 4 | 9:05  | Brown 43 yd. pass from Roethlisberger (Boswell kick)         | 5-75; 1:29  | 35-28 |
| JAX  | 4 | 4:19  | Bohanon 14 yd. pass from Bortles (Lambo kick)                | 8-75; 4:46  | 42-28 |
| PIT  | 4 | 2:18  | Bell 8 yd. run (Boswell kick)                                | 12-75; 2:01 | 42-35 |
| JAX  | 4 | 1:45  | Lambo 45 yd. Field Goal                                      | 4-9; 0:33   | 45-35 |
| PIT  | 4 | 0:01  | Smith-Schuster 4 yd. pass from Roethlisberger (Boswell kick) | 10-75; 1:44 | 45-42 |

**INDIVIDUAL STATISTICS**

|                |   |
|----------------|---|
| <b>RUSHING</b> | <b>JAX</b> — Fournette 25-109, 3 TD; Bortles 5-35; Yeldon 5-20, 2 TD. <b>PIT</b> — Bell 16-67, TD, Roethlisberger 2-16.   |
|                | <b>JAX</b> — Bortles 24-14-0, 214, TD.  |
|                | <b>PIT</b> — Roethlisberger 58-37-1, 469, 5 TD.   |
| <b>PASSING</b> | <b>JAX</b> — Yeldon 3-57; Lee 3-28; Fournette 2-10; Cole 1-45; Koyack 1-21; O'Shaughnessy 1-19; Bohanon 1-14, TD; Hurns 1-12; Westbrook 1-8. <b>PIT</b> — McDonald 10-112; Bell 9-88, TD; Brown 7-132, 2 TD; Smith-Schuster 3-5, TD; Bryant 2-78, TD; James 1-12. |
|                |   |
|                |   |

**TEAM STATISTICS**

|                 | Jaguars    | Steelers   |
|-----------------|------------|------------|
| 1st Downs       | 22         | 28         |
| 3rd Downs       | 8-14 (57%) | 7-16 (44%) |
| 4th Downs       | 1-1 (100%) | 4-6 (67%)  |
| Total Net Yards | 378        | 545        |
| Plays-Avg.      | 61-6.2     | 78-7.0     |
| Rushing Yards   | 164        | 83         |
| Rush Att.-Avg.  | 35-4.7     | 18-4.6     |
| Net Passing     | 212        | 462        |
| Att.-Comp.-Int. | 58-37-1    | 34-20-1    |
| Sacks By        | 2/7        | 0/0        |
| Punts-Avg.      | 4-32.8     | 2-39.5     |
| Penalties       | 3-40       | 4-25       |
| Fumbles-Lost    | 1-0        | 1-1        |
| Time of Poss.   | 28:50      | 31:10      |



Cleveland 48  
Pittsburgh 37

2020 AFC WILD CARD (JAN. 3, 2021)



**PITTSBURGH** — The Cleveland Browns established a 28-0 first quarter lead en route to a 48-37 victory on Sunday night at Heinz Field in an AFC Wild Card round contest.

Browns quarterback Baker Mayfield wasn't sacked and Cleveland didn't turn the ball over. The Browns scored two rushing touchdowns and three through the air, including a pair of 40-yard, catch-and-run touchdowns.

The Browns put the exclamation on their first postseason victory over the Steelers in three tries when Roethlisberger was intercepted for the fourth time with 3:16 remaining in the game and Cleveland ahead by 16, at 45-29.

Kicker Cody Parkey's 37-yard field goal with 2:51 to play in regulation made it 48-29 Cleveland. Roethlisberger went over 500 yards passing with a 7-yard touchdown pass to wide receiver Chase Claypool with 1:09 left in the fourth quarter. A two-point conversion pass to running back James Conner succeeded and established the final margin.

Roethlisberger finished 47-for-68 passing for 501 yards. The Steelers started the regular season 11-0 but finished at 12-4 and failed to win a playoff game for the fourth consecutive season.

The Steelers trailed by 25 at halftime, at 35-10, but tried to crawl back into the game with consecutive touchdown drives on their first two possessions of the third quarter.

GAME SUMMARY

|          | 1  | 2  | 3  | 4  | F  |
|----------|----|----|----|----|----|
| Browns   | 28 | 7  | 0  | 13 | 48 |
| STEELERS | 0  | 10 | 13 | 14 | 37 |

| TEAM | Q | TIME  | PLAY   | DRIVE       | SCORE |
|------|---|-------|--|-------------|-------|
| CLE  | 1 | 14:46 | K.Joseph fumble recovery in end zone (C.Parkey kick)                         | --          | 7-0   |
| CLE  | 1 | 9:46  | J.Landry 40 yd. pass from B.Mayfield (C.Parkey kick)                         | 3-46, 0:58  | 14-0  |
| CLE  | 1 | 4:40  | K.Hunt 11 yd. run (C.Parkey kick)  | 6-65, 3:00  | 21-0  |
| CLE  | 1 | 1:56  | K.Hunt 8 yd. run (C.Parkey kick)   | 3-15, 1:22  | 28-0  |
| PIT  | 2 | 1:44  | J.Conner 1 yd. run (C.Boswell kick)  | 13-89, 5:36 | 28-7  |
| CLE  | 2 | 0:34  | A.Hooper 7 yd. pass from B.Mayfield (C.Parkey kick)                          | 9-64, 1:10  | 35-7  |
| PIT  | 2 | 0:00  | C.Boswell 49 yd. Field Goal  | 5-37, 0:34  | 35-10 |
| PIT  | 3 | 7:22  | E.Ebron 17 yd. pass from B.Roethlisberger (pass failed)                      | 8-84, 3:45  | 35-16 |
| PIT  | 3 | 2:57  | J.Smith-Schuster 5 yd. pass from B.Roethlisberger (C.Boswell kick)           | 12-68, 3:25 | 35-23 |
| CLE  | 4 | 12:32 | N.Chubb 40 yd. pass from B.Mayfield (C.Parkey kick)                          | 6-80, 2:20  | 42-23 |
| PIT  | 4 | 11:08 | C.Claypool 29 yd. pass from B.Roethlisberger (pass failed)                   | 4-76, 1:24  | 42-29 |
| CLE  | 4 | 4:28  | C.Parkey 24 yd. Field Goal   | 13-59, 6:40 | 45-29 |
| CLE  | 4 | 2:51  | C.Parkey 37 yd. Field Goal   | 4-6, 0:25   | 48-29 |
| PIT  | 4 | 1:09  | C.Claypool 7 yd. pass from B.Roethlisberger (B.Roethlisberger-J.Conner pass) | 8-77, 1:42  | 48-37 |

INDIVIDUAL STATISTICS

RUSHING

**CLE** – Chubb 18-76; Hunt 8-48 2 TD; Mayfield 5-3.  
**PIT** – Conner 11-37 TD; Snell 2-13; Watt 2-2; Roethlisberger 1-0.

PASSING

**CLE** – Mayfield 34-21-0, 263, 3 TD.  
**PIT** – Roethlisberger 68-447-4, 501, 4 TD.

RECEIVING

**CLE** – Hooper 7-46 TD; Landry 5-92 TD; Chubb 4-69 TD; Higgins 2-28; Hunt 1-13; Peoples-Jones 1-8; Njoku 1-7. **PIT** – Smith-Schuster 13-157 TD; Johnson 11-117; Ebron 7-62, TD; Washington 5-72; Claypool 5-59, 2 TD; Conner 5-30; Snell 1-4.

TEAM STATISTICS

|                 | Browns     | Steelers   |
|-----------------|------------|------------|
| 1st Downs       | 20         | 34         |
| 3rd Downs       | 6-14 (43%) | 8-15 (53%) |
| 4th Downs       | 1-1 (100%) | 3-3 (100%) |
| Total Net Yards | 390        | 553        |
| Plays-Avg.      | 65-6.0     | 84-6.6     |
| Rushing Yards   | 127        | 52         |
| Rush Att.-Avg.  | 31-4.1     | 16-3.3     |
| Net Passing     | 263        | 501        |
| Att.-Comp.-Int. | 34-21-0    | 68-47-4    |
| Sacks By        | 0/0        | 0/0        |
| Punts-Avg.      | 5-39.6     | 3-41.7     |
| Penalties       | 3-20       | 4-25       |
| Fumbles-Lost    | 0-0        | 1-1        |
| Time of Poss.   | 27:14      | 32:46      |



Kansas City Chiefs 42  
Pittsburgh 21

2021 AFC WILD CARD (JAN. 16, 2022)



**KANSAS CITY** — The Chiefs were going nowhere on offense against Pittsburgh early Sunday night, so coach Andy Reid had wide receiver Mecole Hardman take a shotgun snap and hand off to running back Darrel Williams on a trick play.

Their exchange hit the ground, T.J. Watt picked it up and returned the fumble for a touchdown. It was precisely the kind of play that should have energized the heavy underdogs, playing in a tough environment on the road, but it wound up doing something else entirely: It ticked off Chiefs quarterback Patrick Mahomes.

He proceeded to throw for 404 yards and five scores, leading Kansas City to the end zone on six straight possessions after the turnover, and the Chiefs cruised through the second half for a 42-21 wild-card victory.

Byron Pringle caught touchdown passes from both Mahomes and Kelce, and Jerick McKinnon and Tyreek Hill also had scoring catches, while the Chiefs (13-5) shut down the retiring Ben Roethlisberger and the Steelers offense.

Roethlisberger was 29 of 44 for 215 yards with two TD passes, providing the coda to a career that includes six Pro Bowl trips and two Super Bowl wins.

GAME SUMMARY

|          | 1 | 2  | 3  | 4 | F  |
|----------|---|----|----|---|----|
| STEELERS | 0 | 7  | 7  | 7 | 21 |
| Chiefs   | 0 | 21 | 14 | 7 | 42 |

| TEAM | Q | TIME  | PLAY  | DRIVE       | SCORE |
|------|---|-------|---|-------------|-------|
| PIT  | 2 | 10:41 | T.Watt 26 yd. fumble return (C.Boswell kick)                    | --          | 7-0   |
| KC   | 2 | 5:45  | J.McKinnon 4 yd. pass from P.Mahomes (H.Butker kick)            | 8-76, 4:56  | 7-7   |
| KC   | 2 | 1:55  | B.Pringle 12 yd. pass from P.Mahomes (H.Butker kick)            | 7-74, 2:43  | 7-14  |
| KC   | 2 | 0:13  | T.Kelce 48 yd. pass from P.Mahomes (H.Butker kick)              | 6-80, 0:39  | 7-21  |
| KC   | 3 | 10:13 | N.Allegretti 1 yd. pass from P.Mahomes (H.Butker kick)          | 9-68, 4:47  | 7-28  |
| KC   | 3 | 9:14  | T.Hill 31 yd. pass from P.Mahomes (H.Butker kick)               | 2-29, 0:42  | 7-35  |
| PIT  | 3 | 4:10  | D.Johnson 13 yd. pass from B.Roethlisberger (C.Boswell kick)    | 10-75, 5:04 | 14-35 |
| KC   | 4 | 14:13 | B.Pringle 2 yd. pass from T.Kelce (H.Butker kick)               | 9-75, 4:57  | 14-42 |
| PIT  | 4 | 7:36  | J.Washington 15 yd. pass from B.Roethlisberger (C.Boswell kick) | 15-75, 6:37 | 21-42 |

INDIVIDUAL STATISTICS

**PIT** – Harris 12-29; Snell 2-15; Ballage 4-31; Roethlisberger 2-(-1).  
**KC** – McKinnon 12-61; Mahomes 3-29; Hardman 2-6; Williams 1-4; Gore 3-3; Burton 1-3.

RUSHING

**PIT** – Roethlisberger 44-29-0, 215, 2 TD.  
**KC** – Mahomes 39-30-1, 404, 5 TD; Kelce 1-1-0, 2, 1 TD.

PASSING

**PIT** – Johnson 5-34 TD; Smith-Schuster 5-26; Gentry 4-33; Freiermuth 4-25; Claypool 3-25; Washington 2-37 TD; McCloud 2-20; Snell 2-16; Harris 2. **KC** – McKinnon 6-81 TD; Kelce 5-108 TD; Hill 5-57 TD; Pringle 5-37 TD; Robinson 4-76; Hardman 4-43; Bell 1-3; Allegretti 1-1 TD.

RECEIVING

TEAM STATISTICS

|                 | Steelers   | Steelers   |
|-----------------|------------|------------|
| 1st Downs       | 19         | 26         |
| 3rd Downs       | 7-16 (44%) | 8-12 (67%) |
| 4th Downs       | 2-2 (100%) | 0-0 (0%)   |
| Total Net Yards | 257        | 478        |
| Plays-Avg.      | 66-3.9     | 65-7.4     |
| Rushing Yards   | 56         | 106        |
| Rush Att.-Avg.  | 20-2.8     | 22-4.8     |
| Net Passing     | 201        | 372        |
| Att.-Comp.-Int. | 44-29-0    | 40-31-1    |
| Sacks By        | 3/34       | 2/14       |
| Punts-Avg.      | 7-49.7     | 4-34.5     |
| Penalties       | 4-45       | 3-25       |
| Fumbles-Lost    | 2-1        | 2-1        |
| Time of Poss.   | 30:00      | 30:00      |



Pittsburgh 16  
Minnesota 6

SUPER BOWL IX (JAN. 12, 1975)



**NEW ORLEANS** –The Steelers made their first appearance in the Super Bowl and captured their first NFL Championship with a 16-6 victory.

The veteran Vikings, meanwhile, had been to the Super Bowl twice before. The Vikings had a savvy leader in quarterback Fran Tarkenton. The Steelers had a strong defense but their quarterback, Terry Bradshaw, was unproven.

The first half was dominated by both defenses. Pittsburgh concentrated on the middle of the Minnesota defensive line. One defensive tackle, Ernie Holmes, played over Vikings’ center Mick Tingelhoff, while the other tackle, Joe Greene, lined up at an angle pointed directly at Tingelhoff. Holmes sometimes took on the Vikings’ center directly, allowing Greene to knife through and pursue Tarkenton. At other times, Greene would smash into Tingelhoff while Holmes looped behind him.

The only score in the first half was a safety registered by the Pittsburgh Steelers. Fran Tarkenton fumbled a handoff to Dave Osborn, scrambled to recover the ball in the end zone, and was downed by Pittsburgh defensive end Dwight White.

Leading 2-0, Pittsburgh kicked to Minnesota to open the second half and the Vikings’ Bill Brown fumbled and Marv Kellum recovered for Pittsburgh at the Minnesota 30. The Steelers took four plays to go the distance, with Franco Harris taking the ball in from the 9.

Harris was named game MVP. He ran for 158 yards on 34 tries, both new highs for the Super Bowl, and Rocky Bleier added 65 yards on 17 carries. Minnesota, meanwhile, managed only 17 yards rushing.

Denied on the ground, the Vikings weren’t much better in the air. Tarkenton, under constant pressure from Greene, Holmes, White, and L.C. Greenwood, completed only 11-of-26 attempts for 102 yards—an average of fewer than four yards per pass.

Despite their dominance, Pittsburgh’s 9-0 lead was far from safe, and it narrowed to 9-6 in the final quarter when Matt Blair blocked Bobby Walden’s punt, and Terry Brown recovered in the end zone.

After that touchdown, Pittsburgh put the game on ice with a drive that began on its 34. The big play of the drive was a 30-yard toss from Bradshaw to Larry Brown, who later scored the final TD.

Soon after the ensuing kickoff, Pittsburgh’s Mike Wagner intercepted a Tarkenton pass, and the Steelers held possession until the game was nearly over.



The Steelers celebrate their safety against Vikings’ quarterback Fran Tarkenton in Super Bowl IX.

| INDIVIDUAL STATISTICS |   |
|-----------------------|---|
| RUSHING               | <b>PIT</b> – Harris 34-158, 1 TD; Bleier 17-65; Bradshaw 5-33; Swann 1-(-7).  |
|                       | <b>MIN</b> – Foreman 12-18; Tarkenton 1-0; Osborn 8-(-1).   |
|                       | <b>PIT</b> – Bradshaw 14-9-0, 96, 1 TD.   |
|                       | <b>MIN</b> – Tarkenton 26-11-3, 102.  |
| PASSING               | <b>PIT</b> – Brown 3-49, 1 TD; Stallworth 3-24; Bleier 2-11; Lewis 1-12. <b>MIN</b> – Foreman 5-50; Voigt 2-31; Osborn 2-7; Gilliam 1-16; Reed 1-9. |
|                       | <b>RECEIVING</b>  |

| TEAM STATISTICS |             |           |
|-----------------|-------------|-----------|
|                 | Steelers    | Vikings   |
| First Downs     | 17 (11-5-1) | 9 (2-5-2) |
| Third Downs     | 7-18        | 5-12      |
| Fourth Downs    | 0-0 (0%)    | 0-0 (0%)  |
| Total Net Yards | 333         | 119       |
| Plays-Avg.      | 73-4.6      | 47-2.5    |
| Rushing Yards   | 249         | 17        |
| Att.-Avg.       | 57-4.4      | 21-0.8    |
| Passing Yards   | 84          | 102       |
| Sacked by Opp.  | 2-12        | 0-0       |
| Att.-Comp.-Int. | 14-9-0      | 26-11-3   |
| Punts-Avg.      | 7-34.7      | 6-37.2    |
| Penalties       | 8-122       | 4-18      |
| Fumbles-Lost    | 4-2         | 3-2       |
| Time of Poss.   | 30:36       | 29:24     |

| GAME SUMMARY |   |   |   |   |                  |
|--------------|---|---|---|---|------------------|
|              | 1 | 2   | 3 | 4 | F                |
| STEELERS     | 0 | 2   | 7 | 7 | 16               |
| Vikings      | 0 | 0   | 0 | 6 | 6                |
| TEAM Q PLAY  |   |   |   |   |                  |
| PIT          | 2 | Safety (White downed Tarkenton in end zone) |   |   |                  |
| PIT          | 3 | Harris 9 run (Gerela kick)                  |   |   |                  |
| MIN          | 4 | Brown Recovered blocked punt (kick failed)  |   |   |                  |
| PIT          | 4 | Brown 4 pass from Bradshaw (Gerela kick)    |   |   |                  |
|              |   |   |   |   | SCORE            |
|              |   |   |   |   | — 2-0            |
|              |   |   |   |   | 4-30, 1:24 9-0   |
|              |   |   |   |   | — 9-6            |
|              |   |   |   |   | 11-66, 6:47 16-6 |



Pittsburgh 21  
Dallas 17

SUPER BOWL X (JAN. 18, 1976)



**MIAMI**—What were, at the time, the two most popular teams in the NFL met in Super Bowl X, and the contrast between their styles was as great as the hue of their jerseys.

The glitzy, white-clad Dallas Cowboys—"America's Team"—combined a high-tech offense and a state-of-the-art Flex Defense to put on a dazzling show each Sunday. They were easy to like, and for once, they even had something of an underdog aura, having reached the Super Bowl as a Wild Card team. The black-clad Pittsburgh Steelers, out to defend their Super Bowl victory of the year before, lived by a Steel-hard defense occasionally spelled by a grind-it-out running attack that would have been at home in the NFL of the 1930s.

The Cowboys struck first when Roger Staubach zeroed in on Drew Pearson for a 29-yard touchdown pass.

Before the end of the quarter, Pittsburgh evened the score on a seven-yard pass from Terry Bradshaw to tight end Randy Grossman. Setting up the score was a 32-yard pass to Lynn Swann, whose health was questionable because of a concussion he had suffered in the AFC Championship Game. Swann outleaped a Dallas defender, then magically kept both feet inside the sideline to make his catch.

Dallas reclaimed the lead at 10-7 only 15 seconds into the second quarter when Toni Fritsch booted a 36-yard field goal.

Later, Pittsburgh's Roy Gerela, playing at less than 100 percent because of a cracked rib he suffered making a tackle on the opening kickoff, shanked a field-goal try and Dallas went to the locker room with a 10-7 lead.

Defense continued to dominate in the scoreless third quarter. Pittsburgh sacked Staubach seven times during the game and forced him to scramble on numerous occasions. Moreover, they pressured him into an uncharacteristic 3 interceptions.

One of the interceptions set up another field-goal try by Gerela, but he pulled it left from 33 yards. Dallas safety Cliff Harris mockingly patted him on the helmet, only to be unceremoniously dumped on his hip pads by irate Pittsburgh linebacker Jack Lambert. The inspired Steelers dominated after that.

In the fourth quarter, Steelers reserve fullback Reggie Harrison blocked Mitch Hoopes's punt. The ball rolled through the end zone for a safety to cut the Cowboys' lead to 10-9. Gerela, who'd donned a corset to protect his ribs, regained his kicking touch with field goals of 36 and 18 yards to put the Steelers in front 15-10.

With 3:02 left in the game, Bradshaw lofted a long pass to game MVP Swann, who caught the ball at the five and took it over the goal line to complete a 64-yard lightning

strike. Swann finished the day with 161 yards on four catches, a 40.3 average-per-catch. Gerela missed the extra point.

It took Staubach only 1:14 to get the touchdown back, completing a drive with a 34-yard bulls-eye to Percy Howard—the only pass Howard caught during his entire career.

Terry Hanratty replaced Bradshaw, still woozy from the hit suffered after his touchdown pass to Swann, but the Steelers were stalled on a fourth-and-9 at the Dallas 41 with almost a minute and a half to go. Coach Noll feared a blocked kick and called for a Rocky Bleier run that gained only 2 yards. Noll was gambling that his defense could stop the Cowboys.

Trailing only 21-17, Staubach had the ball back with more time than he usually needed to negotiate 61 yards. The Cowboys reached Pittsburgh's 38. With five seconds left, Staubach launched his final pass into the end zone. Steelers Mike Wagner batted the ball, which was caught by the Steelers, Glen Edwards and the Steelers had their second consecutive Super Bowl victory.



Pittsburgh's "Steel Curtain" defense forced Cowboys' quarterback Roger Staubach into throwing three interceptions in the Steelers' Super Bowl X victory.

| INDIVIDUAL STATISTICS |  |
|-----------------------|--|
| RUSHING               | <b>DAL</b> —Newhouse 16-56; Staubach 5-22; Dennison 5-16; Pearson 5-14.  |
|                       | <b>PIT</b> —Harris 27-82; Bleier 15-51; Bradshaw 4-16.   |
|                       | <b>DAL</b> —Staubach 24-15-3 204, 2 TD.  |
| PASSING               | <b>PIT</b> —Bradshaw 19-9-0 209, 2 TD.   |
|                       | <b>DAL</b> —P. Pearson 5-53; Young 3-31, 1 TD; D. Pearson 2-59, 1 TD; Newhouse 2-12; Howard 1-34, 1 TD; Fugett 1-9; Dennison 1-6. <b>PIT</b> —Swann 4-161, 1 TD; Stallworth 2-8; Harris 1-26; Grossman 1-7, 1 TD; Brown 1-7. |
| RECEIVING             |  |

| TEAM STATISTICS |            |            |
|-----------------|------------|------------|
|                 | Cowboys    | Steelers   |
| First Downs     | 14 (6-8-0) | 13 (7-6-0) |
| Third Downs     | 4-15 (27%) | 8-21 (38%) |
| Total Net Yards | 270        | 339        |
| Plays-Avg.      | 62-4.4     | 67-5.1     |
| Rushing Yards   | 108        | 149        |
| Att.-Avg.       | 31-3.5     | 46-3.2     |
| Passing Yards   | 162        | 209        |
| Att.-Comp.-Int. | 24-15-3    | 19-9-0     |
| Punts-Avg.      | 7-35       | 4-39.8     |
| Fumbles-Lost    | 4-0        | 4-0        |
| Penalties-Yds.  | 2-20       | 0-0        |

| GAME SUMMARY |   |   |   |    |       |
|--------------|---|---|---|----|-------|
|              | 1 | 2   | 3 | 4  | F     |
| Cowboys      | 7 | 3   | 0 | 7  | 17    |
| STEELERS     | 7 | 0   | 0 | 14 | 21    |
| TEAM Q PLAY  |   |   |   |    |       |
| DAL          | 1 | D. Pearson 29 pass from Staubach (Fritsch kick) |   |    | 0-7   |
| PIT          | 1 | Grossman 7 pass from Bradshaw (Gerela kick)     |   |    | 7-7   |
| DAL          | 2 | Fritsch 36 FG                                   |   |    | 7-10  |
| PIT          | 4 | Safety, Harrison blocks kick                    |   |    | 9-10  |
| PIT          | 4 | Gerela 36 FG                                    |   |    | 12-10 |
| PIT          | 4 | Gerela 18 FG                                    |   |    | 15-10 |
| PIT          | 4 | Swann 64 pass from Bradshaw (kick failed)       |   |    | 21-10 |
| DAL          | 4 | Howard 34 pass from Staubach (Fritsch kick)     |   |    | 21-17 |



Pittsburgh 35  
Dallas 21

SUPER BOWL XIII (JAN. 21, 1979)



**MIAMI** –This was more than just the first rematch in Super Bowl history: It re-staged what many still consider the most enjoyable and dramatic Super Bowl battle to that point. Opportunity—recognizing it and capitalizing on it—was the theme. Failure to embrace it would play a hand too. It was the Steelers, though, who managed a 35-31 victory.

Dallas had its chances. The Cowboys took a 14-7 lead in the second quarter when linebacker Mike Hegman simply took the ball away from Steelers quarterback Terry Bradshaw and ran 37 yards to score. But Bradshaw countered immediately with a 75-yard touchdown strike to John Stallworth.

In the third quarter, trailing 21-14, Dallas marched from its 42 to the Steelers' 10. On third-and-three, Cowboys quarterback Roger Staubach saw tight end Jackie Smith alone in the end zone. Smith slipped and fell reaching for Staubach's pass and Dallas settled for a 27-yard field goal.

Pittsburgh scored two touchdowns early in the fourth quarter—a 22-yard run by Franco Harris and an 18-yard pass from Bradshaw to Swann. Harris' score followed a pass-interference call against Dallas cornerback Benny Barnes, who was covering Swann. The mistake cost the Cowboys 33 yards. Dallas did score touchdowns with 2:27 and 22 seconds to play, on passes from Staubach to tight end Billy Joe Dupree and wide receiver Butch Johnson, but Pittsburgh held on to win, 35-31.



Steelers' quarterback Terry Bradshaw threw for 318 yards and four touchdowns in the 35-31 victory over Dallas in Super Bowl XIII.

INDIVIDUAL STATISTICS

|           |   |
|-----------|---|
| RUSHING   | <b>PIT</b> – Harris 20-68, 1 TD; Bleier 2-3; Bradshaw 2-(-5). <b>DAL</b> – Dorsett 15-96; Newhouse 8-3; Pearson 1-(-13); Staubach 4-37; Pearson 1-6; Laidlaw 3-12.  |
|           | <b>PASSING</b>  |
|           | <b>PIT</b> – Bradshaw 30-17-1, 318, 4 TD. <b>DAL</b> – Staubach 30-17-1, 228, 3 TD.   |
| RECEIVING | <b>PIT</b> – Swann 7-154, 1 TD; Stallworth 3-115, 2 TD; Grossman 3-29; Harris 1-22; Bleier 1-7, 1 TD; Bell 2-21. <b>DAL</b> - Dorsett 5-44; D. Pearson 4-73; Hill 2-49, 1 TD; Johnson 2-30, 1 TD; Dupree 2-17, 1 TD; P. Pearson 2-15. |
|           |   |
|           |   |

TEAM STATISTICS

|                 | Steelers    | Cowboys     |
|-----------------|-------------|-------------|
| First Downs     | 19 (2-15-2) | 20 (6-13-1) |
| Third Downs     | 9-15 (60%)  | 9-16 (56%)  |
| Total Net Yards | 357         | 317         |
| Plays-Avg.      | 58-6.2      | 67-4.7      |
| Rushing Yards   | 66          | 141         |
| Att.-Avg.       | 24-2.8      | 32-4.4      |
| Passing Yards   | 291         | 176         |
| Att.-Comp.-Int. | 30-17-1     | 30-17-1     |
| Punts-Avg.      | 3-43.0      | 5-39.6      |
| Fumbles-Lost    | 2-2         | 3-2         |
| Penalties-Yds.  | 5-35        | 9-89        |

GAME SUMMARY

|          | 1 | 2   | 3     | 4  | F  |
|----------|---|---|-------|----|----|
| STEELERS | 7 | 14  | 0     | 14 | 35 |
| Cowboys  | 7 | 7   | 3     | 14 | 31 |
|          |   |   |       |    |    |
| TEAM     | Q | PLAY  | SCORE |    |    |
| PIT      | 1 | Stallworth 28 pass from Bradshaw (Gerela kick)  | 7-0   |    |    |
| DAL      | 1 | Hill 39 pass from Staubach (Septien kick)       | 7-7   |    |    |
| DAL      | 2 | Hegman 37 fumble recovery return (Septian kick) | 7-14  |    |    |
| PIT      | 2 | Stallworth 75 pass from Bradshaw (Gerela kick)  | 14-14 |    |    |
| PIT      | 2 | Bleier 7 pass from Bradshaw (Gerela kick)       | 21-14 |    |    |
| DAL      | 3 | Septien 27 FG                                   | 21-17 |    |    |
| PIT      | 4 | Harris 22 run (Gerela kick)                     | 28-17 |    |    |
| PIT      | 4 | Swann 18 pass from Bradshaw (Gerela kick)       | 35-17 |    |    |
| DAL      | 4 | DuPree 7 pass from Staubach (Septien kick)      | 35-24 |    |    |
| DAL      | 4 | Johnson 4 pass from Staubach (Septien kick)     | 35-31 |    |    |





Pittsburgh 31  
Los Angeles Rams 19

SUPER BOWL XIV (JAN. 20, 1980)



**PASADENA**—There was a moment of heroism and self-sacrifice when an old warrior, Los Angeles Rams defensive end Jack Youngblood, announced his intention to play in his team's first Super Bowl despite a fractured leg.

There was a rush of "What if?" euphoria as the underdog Rams took a 19-17 lead into the fourth quarter.

And there was cold reality: Pittsburgh, a team with as much patience as talent, struck quickly and surely for two touchdowns in the fourth quarter and it was over. The 31-19 victory was the Steelers' fourth in the Super Bowl in only six seasons.

The signature image of Super Bowl XIV is of Steelers wide receiver John Stallworth at the Rams' 32, looking back over his head for a lofty Terry Bradshaw pass, catching it in stride just over the outstretched arms of Rams cornerback Rod Perry, and continuing into the end zone for a 73-yard touchdown.

The Steelers had taken the lead and then surrendered it in the third quarter. Bradshaw hit wide receiver Lynn Swann over the middle for a 47-yard score. The Rams came back with a 24-yard halfback pass from Lawrence McCutcheon to Ron Smith that made it 19-17 before Bradshaw-to-Stallworth put Pittsburgh ahead for good.

Los Angeles intercepted Bradshaw three times, but it was the Steelers' lone interception—by Jack Lambert—that punctuated the ending. With the score 24-19 and the Rams driving, Lambert intercepted a pass from quarterback Vince Ferragamo at the Pittsburgh 14.

For the second year in a row, Bradshaw was named the game's most valuable player after passing for 309 yards and 2 touchdowns.



*Steelers' running back Franco Harris ran for two touchdowns, including the game's final score, as Pittsburgh recorded a 31-19 win over the Los Angeles Rams in Super Bowl XIV.*

| INDIVIDUAL STATISTICS |  |
|-----------------------|--|
| RUSHING               | <b>LAR</b> – Tyler 17-60; Bryant 6-30, 1 TD; McCutcheon 5-10; Ferragamo 1-7.   |
|                       | <b>PIT</b> – Harris 20-46, 2 TD; Bleier 10-25; Bradshaw 3-9; Thornton 4-4.   |
|                       | <b>LAR</b> – Ferragamo 25-15-1, 212; McCutcheon 1-1-0, 24, 1 TD. <b>PIT</b> – Bradshaw 21-14-3, 309, 2 TD.   |
| PASSING               | <b>LAR</b> – Waddy 3-75; Bryant 3-21; Tyler 3-20; Dennard 2-32; Nelson 2-20; Hill 1-28; Smith 1-24, 1 TD; McCutcheon 1-16. <b>PIT</b> – Swann 5-79, 1 TD; Stallworth 3-121, 1 TD; Harris 3-66; Cunningham 2-21; Thornton 1-22. |
| RECEIVING             |  |

| TEAM STATISTICS |            |             |
|-----------------|------------|-------------|
|                 | Rams       | Steelers    |
| First Downs     | 16 (6-9-1) | 19 (8-10-1) |
| Third Downs     | 6-16 (38%) | 9-14 (64%)  |
| Total Net Yards | 301        | 393         |
| Plays-Avg.      | 59-5.1     | 58-6.8      |
| Rushing Yards   | 107        | 84          |
| Att.-Avg.       | 29-3.7     | 37-2.3      |
| Passing Yards   | 194        | 309         |
| Att.-Comp.-Int. | 26-16-1    | 21-14-3     |
| Punts-Avg.      | 5-44.0     | 2-42.5      |
| Fumbles-Lost    | 0-0        | 0-0         |
| Penalties-Yds.  | 2-26       | 6-65        |

| GAME SUMMARY |   |  |   |    |       |
|--------------|---|--|---|----|-------|
|              | 1 | 2  | 3 | 4  | F     |
| Rams         | 7 | 6  | 6 | 0  | 19    |
| STEELERS     | 3 | 7  | 7 | 14 | 31    |
| TEAM Q. PLAY |   |  |   |    |       |
| PIT          | 1 | Bahr 41 FG                                   |   |    | 3-0   |
| LA           | 1 | Bryant 1 run (Corral kick)                   |   |    | 3-7   |
| PIT          | 2 | Harris 1 run (Bahr kick)                     |   |    | 10-7  |
| LA           | 2 | Corral 31 FG                                 |   |    | 10-10 |
| LA           | 2 | Corral 45 FG                                 |   |    | 10-13 |
| PIT          | 3 | Swann 47 pass from Bradshaw (Bahr kick)      |   |    | 17-13 |
| LA           | 3 | Smith 24 pass from McCutcheon (kick failed)  |   |    | 17-19 |
| PIT          | 4 | Stallworth 73 pass from Bradshaw (Bahr kick) |   |    | 24-19 |
| PIT          | 4 | Harris 1 run (Bahr kick)                     |   |    | 31-19 |



Dallas 27  
Pittsburgh 17

SUPER BOWL XXX (JAN. 28, 1996)



**TEMPE**—After producing 10 lopsided outcomes in its last 12 editions, the Super Bowl was due for some drama. Pittsburgh was up to the task and made a game of it, but the game turned on two interceptions by the game’s Most Valuable Player, Dallas cornerback Larry Brown as the Steelers fell to the Cowboys, 27-17.

The first of Brown’s interceptions came midway through the third quarter. No Steelers receiver was within 10 yards when Brown accepted Neil O’Donnell’s misfired pass at the Cowboys’ 38 and returned it 44 yards to the Steelers’ 18. Troy Aikman’s pass to Michael Irvin took Dallas to the one, and Emmitt Smith scored to give the Cowboys a 20-7 lead.

The Steelers made it 20-10 with Norm Johnson’s 46-yard field goal, and then recovered an onside kick. They reduced the gap to 20-17 when Bam Morris scored from the one with 6:36 to play. With 4:15 left, Pittsburgh had the ball again at its 32 after forcing Dallas to punt.

Two plays later, Brown intercepted O’Donnell at the Steelers’ 39 and returned it to the six. Smith scored from the four two plays later, and the Cowboys had locked up their record-tying fifth Super Bowl. The Steelers never led, and Dallas scored on its first three possessions—a three-yard pass from Aikman to tight end Jay Novacek and two field goals by Chris Boniol—for a 13-0 lead. Shortly before halftime, the Steelers made it 13-7 when O’Donnell threw a six-yard touchdown pass to Yancey Thigpen.

The statistical irony of the day was that O’Donnell entered the game as the NFL’s career leader in fewest interceptions per pass attempt. On the game’s final play, he was intercepted for the third time.



Pittsburgh’s defense limited Dallas to just 56 rushing yards in their Super Bowl XXX matchup.

| INDIVIDUAL STATISTICS |   |
|-----------------------|---|
| RUSHING               | <b>DAL</b> – Smith 18-49, 2 TD; Johnston 2-8; Williams 1-2; Aikman 4-(-3).                            |
|                       | <b>PIT</b> – Morris 19-73, 1 TD; Pegram 6-15; Stewart 4-15; O’Donnell 1-0; Williams 1-0.              |
|                       | <b>DAL</b> – Aikman 23-15-0, 209, 1 TD. <b>PIT</b> – O’Donnell 49-28-3, 239, 1 TD.                    |
|                       | <b>DAL</b> – Irvin 5-76; Novacek 5-50; Williams 2-29; Sanders 1-47; Johnston 1-4; Smith 1-3.          |
| PASSING               | <b>PIT</b> –Hastings 10-98; Mills 8-78; Thigpen 3-19, 1 TD; Morris 3-18; Holliday 2-19; Williams 2-7. |
| RECEIVING             |   |

| TEAM STATISTICS |             |             |
|-----------------|-------------|-------------|
|                 | Cowboys     | Steelers    |
| First Downs     | 15 (5-10-0) | 25 (9-15-1) |
| Third Downs     | 2-10 (20%)  | 9-19 (47%)  |
| Total Net Yards | 254         | 310         |
| Plays-Avg.      | 50-5.1      | 84-3.7      |
| Rushing Yards   | 56          | 103         |
| Att.-Avg.       | 25-2.2      | 31-3.3      |
| Passing Yards   | 198         | 207         |
| Att.-Comp.-Int. | 23-15-0     | 49-28-3     |
| Punts-Avg.      | 5-38.2      | 4-44.8      |
| Fumbles-Lost    | 0-0         | 2-0         |
| Penalties-Yds.  | 5-25        | 2-15        |

| GAME SUMMARY |    |  |   |             |       |
|--------------|----|--|---|-------------|-------|
|              | 1  | 2  | 3 | 4           | F     |
| Cowboys      | 10 | 3  | 7 | 7           | 27    |
| STEELERS     | 0  | 7  | 0 | 10          | 17    |
| TEAM Q PLAY  |    |  |   |             |       |
| DAL          | 1  | Boniol 42 FG                             |   | 7-47, 2:55  | 0-3   |
| DAL          | 1  | Novacek 3 pass from Aikman (Boniol kick) |   | 8-75, 4:35  | 0-10  |
| DAL          | 2  | Boniol 35 FG                             |   | 14-62, 8:44 | 0-13  |
| PIT          | 2  | Thigpen 6 pass from O’Donnell            |   | 13-54, 3:39 | 7-13  |
| DAL          | 3  | Smith 1 run (Boniol kick)                |   | 2-18, 0:36  | 7-20  |
| PIT          | 4  | Johnson 46 FG                            |   | 11-52, 4:13 | 10-20 |
| PIT          | 4  | Morris 1 run (Johnson kick)              |   | 9-52, 4:44  | 17-20 |
| DAL          | 4  | Smith 4 run (Boniol kick)                |   | 2-6, 0:18   | 17-27 |





Pittsburgh 21  
Seattle 10

SUPER BOWL XL (FEB. 5, 2006)



**DETROIT** –Pittsburgh won its fifth Super Bowl title and its first in 26 years as it captured a 21-10 victory over the Seattle Seahawks at Ford Field. The Steelers’ fifth title matched the most in NFL history, tying the San Francisco 49ers and Dallas Cowboys.

Backed by predominantly a Pittsburgh crowd, the Steelers were led by Super Bowl MVP Hines Ward, who finished with a game-high 123 receiving yards on five catches (24.6 avg.) with one touchdown.

Pittsburgh struggled offensively in the first quarter as it did not gain a single first down, but found itself down only 3-0 after Seattle’s Josh Brown booted a 47-yard field goal with 22 seconds remaining in the opening period.

The Steelers’ offense came to life briefly on their first drive of the second quarter, including a 18-yard end-around run by Ward, but it was stalled as QB Ben Roethlisberger was picked off by the Seahawks’ S Michael Boulware.

However, Pittsburgh’s defense, which gave up just three points in both of its two previous games in the first half, continued to buckle down and halt any Seattle chances of extending its lead.

The Steelers finally got on the board late in the second quarter as Roethlisberger followed a block by RB Jerome Bettis and dove into the end zone for a one-yard touchdown run, giving Pittsburgh a 7-3 halftime lead. It was his second postseason rushing touchdown and the first-ever by a Steelers’ quarterback in a Super Bowl.

Pittsburgh came out of halftime and stretched its lead to 14-3 on the second play of the half as RB Willie Parker darted 75 yards for a score, just 22 seconds into the third quarter. The 75-yard run was the longest in Super Bowl history, surpassing L.A. Raider Marcus Allen’s 74-yard run against Washington in Super Bowl XVIII.

After a missed field goal by Brown on Seattle’s first drive of the second half, the Steelers appeared on the verge of breaking the game open as they drove down to the Seahawks’ seven-yard line on the ensuing drive. However, Roethlisberger threw an interception at the four-yard line to Kelly Herndon, which he returned 76 yards to the Pittsburgh 20. Three plays later Seattle scored on a 16-yard pass from QB Matt Hasselbeck to TE Jeramy Stephens to cut the lead to 14-10.

The Seahawks had an opportunity to take the lead early in the fourth quarter before Hasselbeck was picked off by CB Ike Taylor at the Steelers’ five-yard line. Taylor finished with a team-best seven tackles.

Pittsburgh all but sealed the game four plays later on a gadget play, which became a part of the Steelers’ arsenal throughout the season. WR Antwaan Randle El took a reverse handoff from Parker and threw a 43-yard strike to Ward, pushing the Pittsburgh lead to 21-10 with just under nine minutes remaining in the game. Randle El became the first wide receiver in Super Bowl history to throw for a touchdown.

The Steelers’ defense clamped down on the final two Seattle possessions while the offense milked the clock for over four minutes in the final minutes of the game to post the victory.

Roethlisberger became the youngest starting quarterback to win a Super Bowl and finished 9-of-21 for 123 yards. Parker finished with a team-high 93 yards on 10 carries, while Bettis added 43 yards on 14 rushes.

Pittsburgh’s defense racked up three sacks, including one each from CB Deshaea Townsend, LB Clark Haggans and NT Casey Hampton.



Pittsburgh’s Deshaea Townsend had one of three sacks in the Steelers’ 21-10 victory over the Seattle Seahawks in Super Bowl XL.

| INDIVIDUAL STATISTICS |  | TEAM STATISTICS         |                 | GAME SUMMARY             |   |   |   |   |    |
|-----------------------|--|-------------------------|-----------------|--------------------------|---|---|---|---|----|
| RUSHING               | SEA – Alexander 20-95; Hasselbeck 3-35; Strong 2-7. <b>PIT</b> – Parker 10-93, 1 TD; Bettis 14-43; Roethlisberger 7-25, 1 TD; Ward 1-18; Haynes 1-2.   | <b>Seahawks</b>         | <b>Steelers</b> |                          | 1   | 2 | 3 | 4 | F  |
|                       |  | 1st Downs 20 (5-15-0)   | 14 (6-8-0)      | Seahawks                 | 3   | 0 | 7 | 0 | 10 |
|                       |  | 3rd Downs 5-17 (29%)    | 8-15 (53%)      | STEELERS                 | 0   | 7 | 7 | 7 | 21 |
|                       |  | 4th Downs 1-2 (50%)     | 0-0 (0%)        |                          |   |   |   |   |    |
| PASSING               | SEA – Hasselbeck 49-26-1, 273, 1 TD. <b>PIT</b> – Roethlisberger 21-9-2, 123, 0 TDs; Randle El 1-1-0, 43, 1 TD.  | Total Net Yards 396     | 339             | <b>TEAM Q. TIME PLAY</b> | <b>DRIVE SCORE</b>  |   |   |   |    |
|                       |  | Plays-Avg. 77-5.1       | 56-6.1          | SEA 1 0:22               | Brown 47 FG 7-22; 3:39 0-3                                    |   |   |   |    |
|                       |  | Rushing Yards 137       | 181             | PIT 2 1:55               | Roethlisberger 1 run (Reed kick) 11-59; 6:20 7-3              |   |   |   |    |
|                       |  | Rush Att.-Avg. 25-5.5   | 33-5.5          | PIT 3 14:38              | Parker 75 run (Reed kick) 2-75; 0:22 14-3                     |   |   |   |    |
| RECEIVING             | SEA – Ingram 6-70; Jurevicius 5-93; Jackson 5-50; Stevens 3-25, 1 TD; Strong 2-15; Hannam 2-12; Alexander 2-2; Morris 1-6. <b>PIT</b> – Ward 5-123, 1 TD; Randle El 3-22; Wilson 1-20; Parker 1-1. | Passing Yards 259       | 158             | SEA 3 6:45               | Stevens 16 pass from Hasselbeck (Brown kick) 3-20; 0:53 14-10 |   |   |   |    |
|                       |  | Sacks 1-8               | 3-14            | PIT 4 8:56               | Ward 43 pass from Randle El (Reed kick) 4-56; 1:50 21-10      |   |   |   |    |
|                       |  | Att.-Comp.-Int. 49-26-1 | 22-10-2         |                          |   |   |   |   |    |
|                       |  | Punts-Avg. 6-50.2       | 6-48.7          |                          |   |   |   |   |    |
|                       | Penalties 7-70   | 3-20                    |                 |                          |   |   |   |   |    |
|                       | Fumbles-Lost 0-0   | 0-0                     |                 |                          |   |   |   |   |    |
|                       | Time of Poss. 33:02  | 26:58                   |                 |                          |   |   |   |   |    |



Pittsburgh 27  
Arizona 23

SUPER BOWL XLIII (FEB. 1, 2009)



**TAMPA** –Trailing by three points with only 2:30 left in the fourth quarter, QB Ben Roethlisberger led the Steelers on an eight-play, 78-yard scoring drive, punctuated by a six-yard touchdown pass to WR Antonio Holmes to clinch the Steelers’ NFL record sixth Lombardi Trophy with a 27-23 victory over the Arizona Cardinals in Super Bowl XLIII.

Pittsburgh, which led most of the evening, struck first after Arizona deferred the opening kick. Roethlisberger and WR Hines Ward connected for a 38-yard gain on the Steelers’ second play from scrimmage, setting up an eventual 18-yard field goal by K Jeff Reed to make it 3-0.

RB Gary Russell increased that lead to double digits, 10-0, when he plunged in from one-yard out early in the second quarter. Arizona quickly answered that score as QB Kurt Warner hit TE Ben Patrick in the back of the end zone on a one-yard scoring strike to cut the Pittsburgh lead to 10-7.

Arizona appeared as though they were going to take their first lead as the first half was set to expire, but LB James Harrison swung momentum back into Pittsburgh’s favor by intercepting Warner at the goal-line, racing 100 yards behind several outstanding blocks by his teammates, and diving into the end zone with two Cardinals on his back for the longest play in Super Bowl history, and a 17-7 Steelers advantage at the half.

A 21-yard field goal by Reed capped a 16-play, 79-yard drive which took 8:39 off the third quarter clock, upping the Steelers’ lead to 20-7.

Arizona got back onto the scoreboard midway through the fourth quarter as Warner tossed another one-yard score, this time to WR Larry Fitzgerald, cutting the Steelers’ lead to 20-14. A costly holding penalty in the end zone against Steelers’ C Justin Hartwig gave the Cardinals a safety, further decreasing the Steelers’ advantage to 20-16.

On the second play following the ensuing free kick, Warner found Fitzgerald on a 64-yard scoring strike through the middle of the Steelers’ defense to give Arizona its first lead of the night, 23-20.

Roethlisberger and the Steelers were down, but not out. Backed up to their own 12-yard line following a holding call, Roethlisberger promptly completed four-of-six passes, three to Holmes, including a 40-yarder that moved the ball to the Arizona six. On second-and-goal, Roethlisberger scrambled to his right and threaded a perfect pass through three defenders, where Holmes kept his toes in bounds for a six-yard

touchdown reception and a 27-23 Steelers’ lead with 42 seconds remaining.

Arizona had one more chance, but LB LaMarr Woodley sacked Warner, forcing a fumble recovered by DE Brett Keisel, and the Steelers had their second championship in four seasons.

Holmes was named the game’s MVP after catching nine passes for 131 yards (14.6 avg.) and the game-winning touchdown reception. He caught four passes for 73 yards on the winning drive. Roethlisberger finished 21-of-30 for 256 yards with one touchdown and one interception for a passer rating of 93.2. TE Heath Miller caught five passes for 57 yards (11.4 avg.).

Defensively, Woodley recorded both Steelers’ sacks, giving him two sacks in each of his four postseason games, an NFL record.



WR Antonio Holmes catches the game-winning six-yard touchdown pass from QB Ben Roethlisberger to seal the Steelers’ victory in Super Bowl XLIII.

INDIVIDUAL STATISTICS

|         |   |
|---------|---|
| RUSHING | <b>PIT</b> – Parker 19-53; Moore 1-6; Roethlisberger 4-2; Russell 2-(-3), 1 TD. <b>ARI</b> – James 9-33; Warner 1-0; Hightower 1-0; Arrington 1-0.  |
|         | <b>PASSING</b> <b>PIT</b> – Roethlisberger 30-21-1, 256, 1 TD. <b>ARI</b> – Warner 43-31-1, 377, 3 TD.  |
|         | <b>RECEIVING</b> <b>PIT</b> – Holmes 9-131, 1 TD; Miller 5-57; Ward 2-43; Washington 1-11; Davis 1-6; Spaeth 1-6; Moore 1-4; Parker 1-(-2). <b>ARI</b> – Boldin 8-84; Fitzgerald 7-127, 2 TD; Breaston 6-71; James 4-28; Arrington 2-35; Hightower 2-13; Urban 1-18; Patrick 1-1, 1 TD. |

TEAM STATISTICS

|                 | Steelers    | Cardinals   |
|-----------------|-------------|-------------|
| 1st Downs       | 20 (4-12-4) | 23 (2-20-1) |
| 3rd Downs       | 4-10 (40%)  | 3-8 (38%)   |
| 4th Downs       | 0-0 (0%)    | 0-0 (0%)    |
| Total Net Yards | 292         | 407         |
| Plays-Avg.      | 58-5.0      | 57-7.1      |
| Rushing Yards   | 58          | 33          |
| Rush Att.-Avg.  | 26-2.2      | 12-2.8      |
| Passing Yards   | 234         | 374         |
| Sacks           | 2-3         | 2-22        |
| Att.-Comp.-Int. | 30-21-1     | 43-31-1     |
| Punts-Avg.      | 3-46.3      | 5-36.0      |
| Penalties       | 7-56        | 11-106      |
| Fumbles-Lost    | 0-0         | 2-1         |
| Time of Poss.   | 33:01       | 26:59       |

GAME SUMMARY

|           | 1 | 2  | 3 | 4  | F  |
|-----------|---|----|---|----|----|
| STEELERS  | 3 | 14 | 3 | 7  | 27 |
| Cardinals | 0 | 7  | 0 | 16 | 23 |

| TEAM Q |   | TIME  |  | PLAY  |  | DRIVE SCORE |       |
|--------|---|-------|--|---|--|-------------|-------|
| PIT    | 1 | 9:45  |  | Reed 18 FG                                    |  | 9-71; 5:15  | 3-0   |
| PIT    | 2 | 14:01 |  | Russell 1 run (Reed kick)                     |  | 11-69; 7:12 | 10-0  |
| ARI    | 2 | 8:34  |  | Patrick 1 pass from Warner (Rackers kick)     |  | 9-83; 5:27  | 10-7  |
| PIT    | 2 | 0:00  |  | Harrison 100 interception return (Reed kick)  |  | —; —        | 17-7  |
| PIT    | 3 | 2:11  |  | Reed 21 FG                                    |  | 16-79; 8:39 | 20-7  |
| ARI    | 4 | 7:33  |  | Fitzgerald 1 pass from Warner (Rackers kick)  |  | 8-87; 3:57  | 20-14 |
| ARI    | 4 | 2:58  |  | Safety (Hartwig Holding in End Zone)          |  | —; —        | 20-16 |
| ARI    | 4 | 2:37  |  | Fitzgerald 64 pass from Warner (Rackers kick) |  | 2-64; 0:21  | 20-23 |
| PIT    | 4 | 0:35  |  | Holmes 6 pass from Roethlisberger (Reed kick) |  | 8-78; 2:02  | 27-23 |



Green Bay 31  
Pittsburgh 25

SUPER BOWL XLV (FEB. 6, 2011)



**ARLINGTON**—The Steelers could not overcome an early 18-point deficit and fell short in their quest for their seventh Super Bowl victory, losing to the Green Bay Packers 31-25 in Super Bowl XLV.

The Packers struck first when QB Aaron Rodgers found WR Jordy Nelson for a 29-yard touchdown pass late in the first quarter to give Green Bay the 7-0 lead. Only 24 seconds later, Steelers' QB Ben Roethlisberger was picked off by S Nick Collins, who returned it 37 yards for a touchdown to give the Packers a 14-0 lead at the end of the first quarter.

The Steelers got on the board early in the second quarter when K Shaun Suisham connected from 33 yards to cut the Packers' lead to 14-3. On the Steelers' next possession, Roethlisberger was picked off again. On the Packers' ensuing drive, Rodgers found WR Greg Jennings for a 21-yard touchdown to put Green Bay ahead 21-3.

The Steelers though would cut the lead to 21-10 when WR Hines Ward caught an eight-yard touchdown pass from Roethlisberger late in the first half. Ward finished the game with seven catches for 78 yards and one touchdown.

Pittsburgh cut the lead to 21-17 in the third quarter when RB Rashard Mendenhall scored from eight yards. Mendenhall finished with a game-high 63 yards rushing and one touchdown.

The Steelers' defense forced the Packers to punt on every third-quarter possession, and the offense looked to take the lead. However, on the first play of the fourth quarter, Mendenhall fumbled, the Packers marched down the field, and Rodgers found Jennings again, this time for an eight-yard score, increasing their lead to 28-17.

The Steelers, however, responded on their ensuing possession as Roethlisberger found WR Mike Wallace for a 25-yard touchdown pass, and with a two-point conversion, the Steelers were only down 28-25.

On the Packers' next drive, K Mason Crosby connected from 23 yards out to give Green Bay a six-point lead. The Steelers still had time, taking over with two minutes left in the game, but they failed to convert a fourth-and-five from their own 33-yard line.



*WR Antonio Holmes catches the game-winning six-yard touchdown pass from QB Ben Roethlisberger to seal the Steelers' victory in Super Bowl XLIII.*

| INDIVIDUAL STATISTICS |  |
|-----------------------|--|
| RUSHING               | <b>PIT</b> – Mendenhall 14-63, 1 TD; Roethlisberger 4-31; Redman 2-19; Moore 3-13. <b>GB</b> – Starks 11-52; Rodgers 2-(-1).   |
|                       | <b>PASSING</b> <b>PIT</b> – Roethlisberger 40-25-2, 263, 2 TD. <b>GB</b> – Rodgers 39-24-0, 304, 3 TD.   |
|                       | <b>RECEIVING</b> <b>PIT</b> – Wallace 9-89, 1 TD; Ward 7-78, 1 TD; Randle El 2-50; Sanders 2-17; Miller 2-12; Spaeth 1-9; Mendenhall 1-7; Brown 1-1. <b>GB</b> – Nelson 9-140, 1 TD; Jones 5-50; Jennings 4-64, 2 TD; Driver 2-28; Jackson 1-14; Quarless 1-5; Hall 1-2; Crabtree 1-1. |

| TEAM STATISTICS |             |             |
|-----------------|-------------|-------------|
|                 | Steelers    | Cardinals   |
| 1st Downs       | 19 (8-11-0) | 15 (4-11-0) |
| 3rd Downs       | 7-13 (54%)  | 6-13 (46%)  |
| 4th Downs       | 0-1 (0%)    | 0-0 (0%)    |
| Total Net Yards | 387         | 338         |
| Plays-Avg.      | 64-6.0      | 55-6.1      |
| Rushing Yards   | 126         | 50          |
| Rush Att.-Avg.  | 23-5.5      | 13-3.8      |
| Passing Yards   | 261         | 288         |
| Att.-Comp.-Int. | 40-25-2     | 39-24-0     |
| Sacks By        | 3-16        | 1-2         |
| Punts-Avg.      | 3-51.0      | 6-40.5      |
| Penalties       | 6-55        | 7-67        |
| Fumbles-Lost    | 1-1         | 1-0         |
| Time of Poss.   | 33:25       | 26:35       |

| GAME SUMMARY                  |    |       |  |             |       |
|-------------------------------|----|-------|--|-------------|-------|
|                               | 1  | 2     | 3  | 4           | F     |
| STEELERS                      | 0  | 10    | 7  | 8           | 25    |
| PACKERS                       | 14 | 7     | 0  | 10          | 31    |
| TEAM Q. TIME PLAY DRIVE SCORE |    |       |  |             |       |
| GB                            | 1  | 3:44  | Nelson 29 pass from Rodgers (Crosby kick)          | 9-80; 4:33  | 0-7   |
| GB                            | 1  | 3:20  | Collins 37 interception return (Crosby kick)       | —; —        | 0-14  |
| PIT                           | 2  | 11:08 | Suisham 33 FG                                      | 13-49; 7:12 | 3-14  |
| GB                            | 2  | 2:24  | Jennings 21 pass from Rodgers (Crosby kick)        | 4-53; 2:04  | 3-21  |
| PIT                           | 2  | 0:39  | Ward 8 pass from Roethlisberger (Suisham kick)     | 7-77; 1:45  | 10-21 |
| PIT                           | 3  | 10:19 | Mendenhall 8 run (Suisham kick)                    | 5-50; 2:20  | 17-21 |
| GB                            | 4  | 11:57 | Jennings 8 pass from Rodgers (Crosby kick)         | 8-55; 2:53  | 17-28 |
| PIT                           | 4  | 7:34  | Wallace 25 pass from Roethlisberger (Suisham kick) | 7-66; 4:23  | 25-28 |
| GB                            | 4  | 2:07  | Crosby 23 FG                                       | 10-70; 5:27 | 25-31 |

## POSTSEASON EXPERIENCE AS STEELERS (53)

| Games | Player(s) | Name                   |
|-------|-----------|------------------------|
| 23    | 1         | QB Ben Roethlisberger  |
| 8     | 2         | DE Stephon Tuitt       |
|       |           | K Chris Boswell        |
| 7     | 1         | DE Cameron Heyward     |
| 3     | 3         | WR Juju Smith-Schuster |
|       |           | CB Cameron Sutton      |
|       |           | LB T.J. Watt           |
| 2     | 19        | DE Tyson Alualu        |
|       |           | CB Joe Haden           |
|       |           | FB Derek Watt          |
|       |           | DL Chris Wormley       |
|       |           | C J.C. Hassenauer      |
|       |           | TE Kevin Rader         |
|       |           | DL Henry Mondeaux      |
|       |           | LB Marcus Allen        |
|       |           | WR Ray-Ray McCloud     |
|       |           | WR James Washington    |
|       |           | LB Robert Spillane     |
|       |           | T Chukwuma Okorafor    |
|       |           | S Minkah Fitzpatrick   |
|       |           | S Terrell Edmunds      |
|       |           | WR Dontae Johnson      |
|       |           | RB Benny Snell Jr.     |
|       |           | CB Justin Layne        |
|       |           | WR Chase Claypool      |
|       |           | LB Alex Highsmith      |

## POSTSEASON EXPERIENCE AS STEELERS (53)

| Games | Player(s) | Name                    |
|-------|-----------|-------------------------|
| 1     | 27        | T Dan Moore Jr.         |
|       |           | G John Leglue           |
|       |           | G Trai Turner           |
|       |           | TE Pat Freiermuth       |
|       |           | RB Najee Harris         |
|       |           | TE Eric Ebron           |
|       |           | G/C B.J. Finney         |
|       |           | G Kevin Dotson          |
|       |           | LB Devin Bush           |
|       |           | CB Ahkello Witherspoon  |
|       |           | P Pressley Harvin III   |
|       |           | DB Tre Norwood          |
|       |           | S Miles Killebrew       |
|       |           | RB Kalen Ballage        |
|       |           | DB Arthur Maulet        |
|       |           | LS Christian Kuntz      |
|       |           | LB Derek Tuska          |
|       |           | LB Ulysees Gilbert III  |
|       |           | DT Montravius Adams Sr. |
|       |           | T Joe Haeg              |
|       |           | T Zach Banner           |
|       |           | TE Zach Gentry          |
|       |           | DL Isaiahh Loudermilk   |
|       |           | LB Joe Schobert         |
|       |           | LB Taco Charlton        |
|       |           | CB James Pierre         |
|       |           | DT Carlos Davis         |

POSTSEASON EXPERIENCE ON OTHER NFL TEAMS (10)

| Games | Player(s) | Name                                   |
|-------|-----------|--|
| 6     | 2         | Joe Haeg (Indianapolis, Tampa Bay)     |
|       |           | Trai Turner (Carolina)                 |
| 4     | 3         | TE Eric Ebron (Indianapolis, Detroit)  |
| 3     | 2         | DL Chris Wormley (Baltimore)           |
|       |           | CB Ahkello Witherspoon (San Francisco) |
| 2     | 4         | DT Montravious Adams Sr. (Green Bay)   |
|       |           | LB Taco Charlton (Dallas)              |
|       |           | FB Derek Watt (L.A. Chargers)          |
|       |           | CB Arthur Maulet (New Orleans)         |
| 1     | 1         | S Miles Killebrew (Detroit)            |

NO POSTSEASON EXPERIENCE (7)

QB Joshua Dobbs, C Kendrick Green, QB Dwayne Haskins, RB Anthony McFarland Jr., QB Mason Rudolph, LB Tegray Scales, WR Cody White

SUPER BOWL EXPERIENCE (3)

| Games | Player(s) | Name                                |
|-------|-----------|-------------------------------------|
| 3     | 1         | QB Ben Roethlisberger               |
| 1     | 2         | Joe Haeg (Tampa Bay)                |
|       |           | Ahkello Witherspoon (San Francisco) |

PLAYOFF BERTHS SINCE 1970 AFL-NFL MERGER

| Rank | Team                 | Berths |
|------|----------------------|--------|
| 1.   | Pittsburgh Steelers  | 32     |
| 2.   | Dallas Cowboys       | 29     |
| 3.   | Minnesota Vikings    | 28     |
| 4.   | New England Patriots | 26     |
| 5.   | San Francisco 49ers  | 25     |
|      | Indianapolis Colts   | 25     |
| 7.   | Miami Dolphins       | 23     |
|      | Philadelphia Eagles  | 23     |
|      | Green Bay Packers    | 23     |
|      | L.A. Rams            | 23     |

DIVISION TITLES SINCE 1970 AFL-NFL MERGER

| Rank | Team                 | Titles |
|------|----------------------|--------|
| 1.   | Pittsburgh Steelers  | 24     |
| 2.   | New England Patriots | 20     |
|      | San Francisco 49ers  | 20     |
|      | Dallas Cowboys       | 20     |
| 5.   | Minnesota Vikings    | 18     |
| 6.   | Green Bay Packers    | 17     |
| 7.   | Indianapolis Colts   | 15     |
|      | Denver Broncos       | 15     |
| 9.   | Miami Dolphins       | 14     |
| 10.  | Las Vegas Raiders    | 13     |

POSTSEASON WINS SINCE 1970 AFL-NFL MERGER

| Rank | Team                     | Wins |
|------|--------------------------|------|
| 1.   | Pittsburgh Steelers      | 36   |
|      | New England Patriots     | 36   |
| 3.   | Dallas Cowboys           | 34   |
|      | San Francisco 49ers      | 34   |
| 5.   | Green Bay Packers        | 24   |
| 6.   | Denver Broncos           | 23   |
| 7.   | Las Vegas Raiders        | 22   |
| 8.   | Miami Dolphins           | 20   |
|      | New York Giants          | 20   |
|      | Washington Football Team | 20   |

## STEELERS IN THE POSTSEASON (36-27)

| Year   | Record | Game                     | Date     | Opponent        | Attendance | Steelers | Opponent | Result |
|--------|--------|--------------------------|----------|-----------------|------------|----------|----------|--------|
| 1947   | 8-4    | Eastern Division Playoff | 12/21/47 | Philadelphia    | 35,729     | 0        | 21       | L      |
| 1962   | 9-5    | Playoff Bowl             | 1/6/63   | Detroit         | 36,284     | 10       | 17       | L      |
| 1972*  | 11-3   | AFC Divisional Playoff   | 12/23/72 | Oakland         | 50,327     | 13       | 7        | W      |
|        |        | AFC Championship         | 12/31/72 | Miami           | 50,845     | 17       | 21       | L      |
| 1973   | 10-4   | AFC Divisional Playoff   | 12/22/73 | at Oakland      | 52,646     | 14       | 33       | L      |
| 1974*+ | 10-3-1 | AFC Divisional Playoff   | 12/22/74 | Buffalo         | 49,841     | 32       | 14       | W      |
|        |        | AFC Championship         | 12/29/74 | at Oakland      | 53,800     | 24       | 13       | W      |
|        |        | Super Bowl IX            | 1/12/75  | Minnesota       | 80,997     | 16       | 6        | W      |
| 1975*+ | 12-2   | AFC Divisional Playoff   | 12/27/75 | Baltimore       | 49,557     | 28       | 10       | W      |
|        |        | AFC Championship         | 1/4/76   | Oakland         | 50,609     | 16       | 10       | W      |
|        |        | Super Bowl X             | 1/18/76  | Dallas          | 80,187     | 21       | 17       | W      |
| 1976*  | 10-4   | AFC Divisional Playoff   | 12/19/76 | at Baltimore    | 59,296     | 40       | 14       | W      |
|        |        | AFC Championship         | 12/26/76 | at Oakland      | 53,821     | 7        | 24       | L      |
| 1977*  | 9-5    | AFC Divisional Playoff   | 12/24/77 | at Denver       | 75,059     | 21       | 34       | L      |
| 1978*+ | 14-2   | AFC Divisional Playoff   | 12/30/78 | Denver          | 50,230     | 33       | 10       | W      |
|        |        | AFC Championship         | 1/7/79   | Houston         | 50,725     | 34       | 5        | W      |
|        |        | Super Bowl XIII          | 1/21/79  | Dallas          | 79,484     | 35       | 31       | W      |
| 1979*+ | 12-4   | AFC Divisional Playoff   | 12/30/79 | Miami           | 50,214     | 34       | 14       | W      |
|        |        | AFC Championship         | 1/6/80   | Houston         | 50,475     | 27       | 13       | W      |
|        |        | Super Bowl XIV           | 1/20/80  | L.A. Rams       | 103,985    | 31       | 19       | W      |
| 1982   | 6-3    | AFC Wild Card            | 1/9/83   | San Diego       | 53,546     | 28       | 31       | L      |
| 1983*  | 10-6   | AFC Divisional Playoff   | 1/1/84   | at L.A. Raiders | 90,380     | 10       | 38       | L      |
| 1984*  | 9-7    | AFC Divisional Playoff   | 12/30/84 | at Denver       | 74,981     | 24       | 17       | W      |
|        |        | AFC Championship         | 1/6/85   | at Miami        | 76,029     | 28       | 45       | L      |
| 1989   | 9-7    | AFC Wild Card Game       | 12/31/89 | at Houston      | 58,306     | 26       | 23       | W, OT  |
|        |        | AFC Divisional Playoff   | 1/7/90   | at Denver       | 75,868     | 23       | 24       | L      |
| 1992*  | 11-5   | AFC Divisional Playoff   | 1/9/93   | Buffalo         | 60,407     | 3        | 24       | L      |
| 1993   | 9-7    | AFC Wild Card Game       | 1/8/94   | at Kansas City  | 75,868     | 24       | 27       | L, OT  |
| 1994*  | 12-4   | AFC Divisional Playoff   | 1/7/95   | Cleveland       | 58,185     | 29       | 9        | W      |
|        |        | AFC Championship         | 1/15/95  | San Diego       | 61,545     | 13       | 17       | L      |
| 1995*+ | 11-5   | AFC Divisional Playoff   | 1/6/96   | Buffalo         | 50,072     | 40       | 21       | W      |
|        |        | AFC Championship         | 1/14/96  | Indianapolis    | 61,062     | 20       | 16       | W      |
|        |        | Super Bowl XXX           | 1/28/96  | Dallas          | 76,347     | 17       | 27       | L      |
| 1996*  | 10-6   | AFC Wild Card Game       | 12/29/96 | Indianapolis    | 58,078     | 42       | 14       | W      |
|        |        | AFC Divisional Playoff   | 1/5/97   | at New England  | 60,188     | 3        | 28       | L      |
| 1997*  | 11-5   | AFC Divisional Playoff   | 1/3/98   | New England     | 61,228     | 7        | 6        | W      |
|        |        | AFC Championship         | 1/11/98  | Denver          | 61,382     | 21       | 24       | L      |
| 2001*  | 13-3   | AFC Divisional Playoff   | 1/20/02  | Baltimore       | 63,976     | 27       | 10       | W      |
|        |        | AFC Championship         | 1/27/02  | New England     | 64,704     | 17       | 24       | L      |
| 2002#  | 10-5-1 | AFC Wild Card Game       | 1/5/03   | Cleveland       | 62,595     | 36       | 33       | W      |
|        |        | AFC Divisional Playoff   | 1/11/03  | at Tennessee    | 68,809     | 31       | 34       | L, OT  |
| 2004#  | 15-1   | AFC Divisional Playoff   | 1/15/05  | N.Y. Jets       | 64,915     | 20       | 17       | W, OT  |
|        |        | AFC Championship         | 1/23/05  | New England     | 65,242     | 27       | 41       | L      |
| 2005+  | 11-5   | AFC Wild Card Game       | 1/8/06   | at Cincinnati   | 65,870     | 31       | 17       | W      |
|        |        | AFC Divisional Playoff   | 1/15/06  | at Indianapolis | 57,449     | 21       | 18       | W      |
|        |        | AFC Championship Game    | 1/22/06  | at Denver       | 76,174     | 34       | 17       | W      |
|        |        | Super Bowl XL            | 2/5/06   | Seattle         | 68,206     | 21       | 10       | W      |
| 2007#  | 10-6   | AFC Wild Card Game       | 1/5/08   | Jacksonville    | 63,629     | 29       | 31       | L      |
| 2008#+ | 12-4   | AFC Divisional Playoff   | 1/11/09  | San Diego       | 63,899     | 35       | 24       | W      |
|        |        | AFC Championship Game    | 1/18/09  | Baltimore       | 65,350     | 23       | 14       | W      |
|        |        | Super Bowl XLIII         | 2/1/09   | Arizona         | 70,774     | 27       | 23       | W      |

| STEELERS IN THE POSTSEASON (36-27)                                |        |                        |         |                |            |          |          |        |
|---|--------|------------------------|---------|----------------|------------|----------|----------|--------|
| Year  | Record | Game                   | Date    | Opponent       | Attendance | Steelers | Opponent | Result |
| 2010#   | 12-4   | AFC Divisional Playoff | 1/15/11 | Baltimore      | 64,879     | 31       | 24       |        |
|   |        | AFC Championship Game  | 1/23/11 | New York Jets  | 66,662     | 24       | 19       |        |
|   |        | Super Bowl XLV         | 2/6/11  | Green Bay      | 103,219    | 25       | 31       |        |
| 2011  | 12-4   | AFC Wild Card Game     | 1/8/12  | at Denver      | 75,970     | 23       | 29       | L, OT  |
| 2014#   | 11-5   | AFC Wild Card Game     | 1/3/15  | Baltimore      | 62,780     | 17       | 30       |        |
| 2015  | 10-6   | AFC Wild Card Game     | 1/9/16  | at Cincinnati  | 63,257     | 18       | 16       | W      |
|   |        | AFC Divisional Playoff | 1/17/16 | at Denver      | 79,956     | 23       | 16       |        |
| 2016#   | 11-5   | AFC Wild Card Game     | 1/8/17  | Miami          | 66,726     | 30       | 12       | W      |
|   |        | AFC Divisional Playoff | 1/15/17 | at Kansas City | 75,678     | 18       | 16       | W      |
|   |        | AFC Championship Game  | 1/22/17 | at New England | 66,829     | 36       | 17       | L      |
| 2017#   | 13-3   | AFC Divisional Playoff | 1/14/18 | Jacksonville   | 64,524     | 42       | 45       | L      |
| 2020#   | 12-4   | AFC Wild Card Game     | 1/3/21  | Cleveland      | -          | 37       | 48       | L      |
| 2021  | 9-7-1  | AFC Wild Card Game     | 1/16/22 | at Kansas City | 73,253     | 21       | 42       | L      |
| *AFC Central Champion      #AFC North Champion      +AFC Champion |        |                        |         |                |            |          |          |        |

## MOST GAMES

| Rank | No. | Name                                    |
|------|-----|---|
|      | 23  | Ben Roethlisberger (2004-21)            |
| 2.   | 19  | Mel Blount (1972-83)                    |
|      | 19  | Terry Bradshaw (1972-82)                |
|      | 19  | Franco Harris (1972-83)                 |
| 5.   | 18  | Larry Brown (1972-83)                   |
|      | 18  | Hines Ward (2001-11)                    |
|      | 18  | James Harrison (2002, 2004-12, 2014-16) |

## MOST POINTS (CAREER)

| Rank | No. | Name                      |
|------|-----|---------------------------|
| 1.   | 102 | Franco Harris (1972-83)   |
| 2.   | 85  | Jeff Reed (2003-10)       |
| 3.   | 81  | Roy Gerela (1972-78)      |
| 4.   | 72  | John Stallworth (1974-84) |
| 5.   | 68  | Gary Anderson (1982-94)   |

## MOST POINTS (GAME)

| Rank | No. | Name                                   |
|------|-----|--|
| 1.   | 18  | Chris Boswell (1-15-17 at Kansas City) |
| 2.   | 16  | Norm Johnson (1-6-96 vs. Buffalo)      |
| 3.   | 14  | Gary Anderson (12-31-89 at Houston)    |

## MOST TOUCHDOWNS (CAREER)

| Rank | No. | Name                      |
|------|-----|---------------------------|
| 1.   | 17  | Franco Harris (1972-83)   |
| 2.   | 12  | John Stallworth (1974-84) |
| 3.   | 10  | Hines Ward (2001-11)      |
| 4.   | 9   | Lynn Swann (1974-82)      |
|      | 9   | Jerome Bettis (1996-05)   |

## MOST TOUCHDOWNS (GAME)

| Rank | No. | Name   |
|------|-----|--|
| 1.   | 3   | Franco Harris (12-22-74 vs. Buffalo)                     |
| 2.   | 2   | 21 times, last by Chase Claypool (1-10-21 vs. Cleveland) |

## MOST FIELD GOALS (CAREER)

| Rank | No. | Name                    |
|------|-----|-------------------------|
| 1.   | 16  | Jeff Reed (2003-10)     |
|      | 16  | Chris Boswell (2015-21) |
| 3.   | 15  | Roy Gerela (1972-78)    |
|      | 15  | Gary Anderson (1982-94) |

## MOST FIELD GOALS (GAME)

| Rank | No. | Name                                   |
|------|-----|--|
| 1.   | *6  | Chris Boswell (1-15-17 at Kansas City) |
| 2.   | 4   | Chris Boswell (1-9-16 at Cincinnati)   |
|      | 4   | Norm Johnson (1-6-1996 vs. Buffalo)    |
|      | 4   | Gary Anderson (12/31/1989 at Houston)  |

## MOST CONSECUTIVE FIELD GOALS (CAREER)

| Rank | No. | Name  |
|------|-----|---|
| 1.   | 16  | Chris Boswell (1-9-16 at Cincinnati // 1-10-21 vs. Cleveland) |

## LONGEST FIELD GOAL

| Rank | No. | Name                                     |
|------|-----|--|
| 1.   | 50  | Gary Anderson (12-31-89 at Houston)      |
|      | 50  | Norm Johnson (12-29-96 vs. Indianapolis) |
| 3.   | 49  | Chris Boswell (1-10-21 vs. Cleveland)    |
| 4.   | 48  | Gary Anderson (12-31-89 at Houston)      |
| 5.   | 47  | Jeff Reed (1-22-06 at Denver)            |
|      | 47  | Shaun Suisham (1-3-15 vs. Baltimore)     |
|      | 47  | Chris Boswell (1-17-16 at Denver)        |
| 8.   | 46  | Norm Johnson (1-28-96 vs. Dallas)        |
|      | 46  | Kris Brown (1-20-02 vs. Baltimore)       |
|      | 46  | Jeff Reed (1-18-09 vs. Baltimore)        |

## MOST FIELD GOAL ATTEMPTS (CAREER)

| Rank | No. | Name                    |
|------|-----|-------------------------|
| 1.   | 26  | Roy Gerela (1972-78)    |
| 2.   | 19  | Gary Anderson (1982-94) |
| 3.   | 18  | Jeff Reed (2002-10)     |
| 4.   | 16  | Chris Boswell (2015-21) |

## MOST FIELD GOAL ATTEMPTS (GAME)

| Rank | No. | Name   |
|------|-----|--|
| 1.   | 6   | Chris Boswell (1-15-17 at Kansas City)                     |
| 2.   | 4   | 7 times, last time by Chris Boswell (1-9-16 at Cincinnati) |
| 9.   | 3   | 10 times, last time by Chris Boswell (1-17-16 at Denver)   |

## MOST EXTRA POINTS MADE (CAREER)

| Rank | No. | Name                 |
|------|-----|----------------------|
| 1.   | 37  | Jeff Reed (2003-10)  |
| 2.   | 36  | Roy Gerela (1972-78) |

## MOST EXTRA POINTS MADE (GAME)

| Rank | No. | Name   |
|------|-----|--|
| 1.   | 6   | Chris Boswell (1-14-18 vs. Jacksonville)                     |
| 2.   | 5   | Roy Gerela (1-21-79 vs. Dallas)                              |
|      | 5   | Jeff Reed (1-11-09 vs. San Diego)                            |
| 4.   | 4   | 11 times, last time by Shaun Suisham (1-15-11 vs. Baltimore) |

## MOST EXTRA POINTS ATTEMPTED (CAREER)

| Rank | No. | Name                    |
|------|-----|-------------------------|
| 1.   | 42  | Roy Gerela (1971-78)    |
| 2.   | 37  | Jeff Reed (2002-2010)   |
| 3.   | 23  | Gary Anderson (1982-94) |

## MOST EXTRA POINTS ATTEMPTED (GAME)

| Rank | No. | Name  |
|------|-----|---|
| 1.   | 6   | Chris Boswell (1-14-18 vs. Jacksonville)                |
| 2.   | 5   | Roy Gerela (1-21-79 vs. Dallas)                         |
|      | 5   | Matt Bahr (12-30-79 vs. Miami)                          |
|      | 5   | Jeff Reed (1-11-09 vs. San Diego)                       |
| 5.   | 4   | 14 times, last time by Chris Boswell (1-8-17 vs. Miami) |



| MOST RUSHING YARDS (CAREER)      |       |  |
|----------------------------------|-------|--|
| Rank                             | No.   | Name                                       |
| 1.                               | 1,556 | Franco Harris (1972-83)                    |
| 2.                               | 674   | Jerome Bettis (1996-05)                    |
| 3.                               | 480   | Rocky Bleier (1972-79)                     |
| 4.                               | 471   | Willie Parker (2005-08)                    |
| 5.                               | 424   | Le'Veon Bell (2016-17)                     |
| MOST RUSHING YARDS (GAME)        |       |  |
| Rank                             | No.   | Name                                       |
| 1.                               | 170   | Le'Veon Bell (1-15-17 at Kansas City)      |
| 2.                               | 167   | Le'Veon Bell (1-8-17 vs. Miami)            |
| 3.                               | 158   | Franco Harris (1-12-75 vs. Minnesota)      |
| 4.                               | 153   | Franco Harris (12-27-75 vs. Baltimore)     |
| 5.                               | 146   | Willie Parker (1-11-09 vs. San Diego)      |
| 6.                               | 133   | Barry Foster (1-7-95 vs. Cleveland)        |
| 7.                               | 132   | Franco Harris (12-19-76 at Baltimore)      |
| 8.                               | 121   | Rashard Mendenhall (1-23-11 vs. N.Y. Jets) |
|                                  | 121   | Isaac Redman (1-8-12 at Denver)            |
| 10.                              | 120   | Merril Hoge (1-7-90 at Denver)             |
| MOST RUSHING ATTEMPTS (CAREER)   |       |  |
| Rank                             | No.   | Name                                       |
| 1.                               | 400   | Franco Harris (1972-83)                    |
| 2.                               | 199   | Jerome Bettis (1996-05)                    |
| 3.                               | 141   | Rocky Bleier (1972-79)                     |
| 4.                               | 127   | Willie Parker (2005-08)                    |
| 5.                               | 81    | Le'Veon Bell (2016-17)                     |
| MOST RUSHING ATTEMPTS (GAME)     |       |  |
| Rank                             | No.   | Name                                       |
| 1.                               | 34    | Franco Harris (1-12-75 vs. Minnesota)      |
| 2.                               | 30    | Le'Veon Bell (1-15-17 at Kansas City)      |
| 3.                               | 29    | Le'Veon Bell (1-8-17 vs. Miami)            |
|                                  | 29    | Franco Harris (12-29-74 at Oakland)        |
| 5.                               | 28    | Franco Harris (12-24-77 at Denver)         |
| 6.                               | 27    | Willie Parker (1/11/09 vs. San Diego)      |
|                                  | 27    | Franco Harris (12/27/75 vs. Baltimore)     |
|                                  | 27    | Franco Harris (1/18/76 vs. Dallas)         |
|                                  | 27    | Franco Harris (1/4/76 vs. Oakland)         |
|                                  | 27    | Rashard Mendenhall (1/23/11 vs. N.Y. Jets) |
|                                  | 27    | Jerome Bettis (1/15/05 vs. N.Y. Jets)      |
| MOST RUSHING TOUCHDOWNS (CAREER) |       |  |
| Rank                             | No.   | Name                                       |
| 1.                               | 16    | Franco Harris (1972-83)                    |
| 2.                               | 9     | Jerome Bettis (1996-05)                    |
| 3.                               | 4     | Rocky Bleier (1972-79)                     |
|                                  | 4     | Bam Morris (1994-95)                       |
|                                  | 4     | Kordell Stewart (1995-2001)                |
|                                  | 4     | Amos Zereoue (2001-02)                     |
|                                  | 4     | Rashard Mendenhall (2010)                  |

| MOST RUSHING TOUCHDOWNS (GAME)                   |       |  |
|--|-------|--|
| Rank   | No.   | Name   |
| 1.   | 3     | Franco Harris (12-22-74 vs. Buffalo)                   |
| 2.   | 2     | 13 times, last time by Le'Veon Bell (1-8-17 vs. Miami) |
| HIGHEST AVERAGE PER RUSH (CAREER) - MIN. 20 ATT. |       |  |
| Rank   | No.   | Name   |
| 1.   | 7.13  | Isaac Redman (2010-2011)                               |
| 2.   | 6.33  | Merril Hoge (1989-93)                                  |
| 3.   | 5.27  | Terry Bradshaw (1972-82)                               |
| 4.   | 5.23  | Le'Veon Bell (2016-17)                                 |
| 5.   | 5.22  | Kordell Stewart (1995-2001)                            |
| 6.   | 5.13  | Frank Pollard (1982-84)                                |
| 7.   | 4.71  | Walter Abercrombie (1982-84, 1988)                     |
| 8.   | 4.44  | Barry Foster (1992, 1994)                              |
| 9.   | 4.33  | Tim Worley (1989)                                      |
| 10.  | 4.00  | Reggie Harrison (1974-77)                              |
| LONGEST RUNS FROM SCRIMMAGE                      |       |  |
| Rank   | No.   | Name   |
| 1.   | 75    | Willie Parker (2-5-06 vs. Seattle)                     |
| 2.   | 50    | Franco Harris (12-19-76 at Baltimore)                  |
| 3.   | 49    | Merril Hoge (12-31-89 at Houston)                      |
| 4.   | 45    | Merril Hoge (1-7-90 at Denver)                         |
| 5.   | 44    | Martavis Bryant (1-9-16 at Cincinnati)                 |
| 6.   | 40    | Martavis Bryant (1-17-16 at Denver)                    |
|  | 40    | Kordell Stewart (1-3-98 vs. New England)               |
| 8.   | 38    | Le'Veon Bell (1-15-17 at Kansas City)                  |
| 9.   | 36    | Amos Zereoue (1-5-03 vs. Cleveland)                    |
| 10.  | 35    | Rashard Mendenhall (1-3-11 vs. N.Y. Jets)              |
| MOST YARDS PASSING (CAREER)                      |       |  |
| Rank   | No.   | Name   |
| 1.   | 5,972 | Ben Roethlisberger (2004-21)                           |
| 2.   | 3,833 | Terry Bradshaw (1972-82)                               |
| 3.   | 1,690 | Neil O'Donnell (1992-95)                               |
| 4.   | 744   | Kordell Stewart (1995-97, 2001)                        |
| 5.   | 633   | Tommy Maddox (2002)                                    |
| MOST YARDS PASSING (GAME)                        |       |  |
| Rank   | No.   | Name   |
| 1.   | 501   | Ben Roethlisberger (1-10-21 vs. Cleveland)             |
| 2.   | 469   | Ben Roethlisberger (1-14-18 vs. Jacksonville)          |
| 3.   | 367   | Tommy Maddox (1-5-03 vs. Cleveland)                    |
| 4.   | 349   | Neil O'Donnell (1-15-95 vs. San Diego)                 |
| 5.   | 339   | Ben Roethlisberger (1-17-16 at Denver)                 |
| 6.   | 337   | Ben Roethlisberger (1-5-08 vs. Jacksonville)           |
| 7.   | 334   | Ben Roethlisberger (1-3-15 vs. Baltimore)              |
| 8.   | 325   | Terry Bradshaw (1-9-83 vs. San Diego)                  |
| 9.   | 318   | Terry Bradshaw (1-21-79 vs. Dallas)                    |
| 10.  | 314   | Ben Roethlisberger (1-22-17 at New England)            |

MOST PASSING ATTEMPTS (CAREER)

| Rank | No. | Name                         |
|------|-----|------------------------------|
| 1.   | 788 | Ben Roethlisberger (2004-21) |
| 2.   | 456 | Terry Bradshaw (1972-82)     |
| 3.   | 273 | Neil O'Donnell (1992-95)     |
| 4.   | 142 | Kordell Stewart (1995-2001)  |
| 5.   | 89  | Tommy Maddox (2002)          |

MOST PASSING ATTEMPTS (GAME)

| Rank | No. | Name  |
|------|-----|---|
| 1.   | 68  | Ben Roethlisberger (1-10-21 vs. Cleveland)    |
| 2.   | 58  | Ben Roethlisberger (1-14-18 vs. Jacksonville) |
| 3.   | 54  | Neil O'Donnell (1-15-95 vs. San Diego)        |
| 4.   | 49  | Neil O'Donnell (1-28-96 vs. Dallas)           |
| 5.   | 48  | Tommy Maddox (1-5-03 vs. Cleveland)           |
| 6.   | 47  | Ben Roethlisberger (1-22-17 at New England)   |
| 7.   | 45  | Ben Roethlisberger (1-3-15 vs. Baltimore)     |
| 8.   | 44  | Ben Roethlisberger (1-16-22 at Kansas City)   |
| 9.   | 42  | Ben Roethlisberger (1-5-08 vs. Jacksonville)  |
|      | 42  | Kordell Stewart (1-27-02 vs. New England)     |
|      | 42  | Neil O'Donnell (1-8-94 at Kansas City)        |

MOST PASSES COMPLETED (CAREER)

| Rank | No. | Name                         |
|------|-----|------------------------------|
| 1.   | 498 | Ben Roethlisberger (2004-21) |
| 2.   | 261 | Terry Bradshaw (1972-82)     |
| 3.   | 158 | Neil O'Donnell (1992-95)     |
| 4.   | 69  | Kordell Stewart (1995-2001)  |
| 5.   | 51  | Tommy Maddox (2002)          |

MOST PASSES COMPLETED (GAME)

| Rank | No. | Name  |
|------|-----|---|
| 1.   | 47  | Ben Roethlisberger (1-10-21 vs. Cleveland)    |
| 2.   | 37  | Ben Roethlisberger (1-14-18 vs. Jacksonville) |
| 3.   | 32  | Neil O'Donnell (1-15-95 vs. San Diego)        |
| 4.   | 31  | Ben Roethlisberger (1-22-17 at New England)   |
|      | 31  | Ben Roethlisberger (1-3-14 vs. Baltimore)     |
| 6.   | 30  | Tommy Maddox (1-5-03 vs. Cleveland)           |
| 7.   | 29  | Ben Roethlisberger (1-16-22 at Kansas City)   |
|      | 29  | Ben Roethlisberger (1-5-08 vs. Jacksonville)  |
| 9.   | 28  | Neil O'Donnell (1-28-96 vs. Dallas)           |
|      | 28  | Terry Bradshaw (1-9-83 vs. Dan Diego)         |

MOST CONSECUTIVE COMPLETIONS

| Rank | No. | Name  |
|------|-----|---|
| 1.   | 14  | Ben Roethlisberger (1-14-18 vs. Jacksonville) |
|      | 14  | Terry Bradshaw (1-9-83 vs. San Diego)         |
| 3.   | 13  | Ben Roethlisberger (1-22-17 at New England)   |

LONGEST PASS COMPLETIONS

| Rank | No. | Name   |
|------|-----|--|
| 1.   | 76t | Terry Bradshaw to Frank Lewis (12-19-76 at Baltimore)        |
| 2.   | 75t | Terry Bradshaw to John Stallworth (1-21-79 vs. Dallas)       |
| 3.   | 73t | Terry Bradshaw to John Stallworth (1-20-80 vs. L.A. Rams)    |
| 4.   | 65t | Ben Roethlisberger to Antonio Holmes (1-18-09 vs. Baltimore) |
|      | 65t | Mark Malone to John Stallworth (1-6-85 at Miami)             |
| 6.   | 64t | Terry Bradshaw to Lynn Swann (1-18-76 vs. Dallas)            |
| 7.   | 62t | Ben Roethlisberger to Antonio Brown (1-8-17 vs. Miami)       |
| 8.   | 60  | Terry Bradshaw to Franco Harris (12-23-72 vs. Oakland)       |
| 9.   | 58  | Clif Stout to John Stallworth (1-20-80 at L.A. Raiders)      |
| 10.  | 47  | Terry Bradshaw to Lynn Swann (1-20-80 vs. L.A. Rams)         |

HIGHEST COMPLETION PCT. (CAREER) - MIN. 50 ATT.

| Rank | No.   | Name                                  |
|------|-------|---------------------------------------|
| 1.   | 63.2% | Ben Roethlisberger (498-788, 2004-21) |
| 2.   | 58.0% | Mike Tomczak (29-50, 1994-97)         |
| 3.   | 57.9% | Neil O'Donnell (133-232, 1992-95)     |
| 4.   | 57.3% | Tommy Maddox (51-89, 2002)            |
| 5.   | 57.2% | Terry Bradshaw (261-456, 1972-82)     |

HIGHEST COMPLETION PCT. (GAME) - MIN. 15 ATT.

| Rank | No.   | Name  |
|------|-------|---|
| 1.   | 77.8% | Terry Bradshaw (14-18, 12-19-76 at Baltimore)       |
| 2.   | 73.7% | Ben Roethlisberger (14-19, 1-8-06 at Cincinnati)    |
| 3.   | 72.4% | Ben Roethlisberger (21-29, 1-22-06 at Denver)       |
| 4.   | 72.2% | Ben Roethlisberger (13-18, 1-8-17 vs. Miami)        |
| 5.   | 71.8% | Terry Bradshaw (28-39, 1-9-83 vs. San Diego)        |
| 6.   | 70.0% | Ben Roethlisberger (21-30, 2-1-09 vs. Arizona)      |
| 7.   | 69.6% | Neil O'Donnell (16-23, 1-7-95 vs. Cleveland)        |
| 8.   | 69.1% | Ben Roethlisberger (1-10-21 vs. Cleveland)          |
| 9.   | 69.0% | Ben Roethlisberger (29-42, 1-5-08 vs. Jacksonville) |
| 10.  | 68.9% | Ben Roethlisberger (31-45, 1-3-15 vs. Baltimore)    |

MOST TOUCHDOWN PASSES (CAREER)

| Rank | No. | Name                         |
|------|-----|------------------------------|
| 1.   | 36  | Ben Roethlisberger (2004-21) |
| 2.   | 30  | Terry Bradshaw (1972-82)     |
| 3.   | 9   | Neil O'Donnell (1992-95)     |
| 4.   | 5   | Tommy Maddox (2002)          |
| 5.   | 4   | Mark Malone (1983-84)        |

MOST TOUCHDOWN PASSES (GAME)

| Rank | No. | Name  |
|------|-----|---|
| 1.   | 5   | Ben Roethlisberger (1-14-18 vs. Jacksonville) |
| 2.   | 4   | Ben Roethlisberger (1-10-21 vs. Cleveland)    |
|      | 4   | Terry Bradshaw (1-21-79 vs. Dallas)           |
| 4.   | 3   | Terry Bradshaw (12-19-76 at Baltimore)        |
|      | 3   | Mark Malone (1-6-85 at Miami)                 |
|      | 3   | Neil O'Donnell (1-8-94 at Kansas City)        |
|      | 3   | Tommy Maddox (1-5-03 vs. Cleveland)           |
|      | 3   | Ben Roethlisberger (1-8-06 at Cincinnati)     |

| MOST PASSES INTERCEPTED (CAREER) |       |   |
|----------------------------------|-------|---|
| Rank                             | No.   | Name  |
| 1.                               | 28    | Ben Roethlisberger (2004-21)  |
| 2.                               | 26    | Terry Bradshaw (1972-82)  |
| 3.                               | 8     | Kordell Stewart (1995-2001)   |
|                                  | 8     | Neil O'Donnell (1992-95)  |
| 5.                               | 4     | Mike Tomczak (1994, 1996-97)  |
| MOST PASSES INTERCEPTED (GAME)   |       |   |
| Rank                             | No.   | Name  |
| 1.                               | 4     | Ben Roethlisberger (1-10-21 vs. Cleveland)                          |
| 2.                               | 3     | 10 times, last time by Ben Roethlisberger (1-5-08 vs. Jacksonville) |
| MOST RECEPTIONS (CAREER)         |       |   |
| Rank                             | No.   | Name  |
| 1.                               | 88    | Hines Ward (2001-11)  |
| 2.                               | 57    | John Stallworth (1974-84)   |
| 3.                               | 51    | Antonio Brown (2010-17)   |
|                                  | 51    | Franco Harris (1972-83)   |
| 5.                               | 49    | Heath Miller (2005-15)  |
| 6.                               | 48    | Lynn Swann (1974-82)  |
| 7.                               | 43    | Ernie Mills (1992-96)   |
| 8.                               | 31    | Andre Hastings (1993-96)  |
| 9.                               | 27    | Antwaan Randle El (2002, 2004-05, 2010)                             |
| 10.                              | 26    | Yancey Thigpen (1992-97)  |
| MOST RECEPTIONS (GAME)           |       |   |
| Rank                             | No.   | Name  |
| 1.                               | 13    | JuJu Smith-Schuster (1-10-21 vs. Cleveland)                         |
| 2.                               | 11    | Diontae Johnson (1-10-21 vs. Cleveland)                             |
|                                  | 11    | Franco Harris (1-9-83 vs. San Diego)                                |
|                                  | 11    | Hines Ward (1-5-03 vs. Cleveland)                                   |
| 5.                               | 10    | Vance McDonald (1-14-18 vs. Jacksonville)                           |
|                                  | 10    | John Stallworth (12-30-78 vs. Denver)                               |
|                                  | 10    | Andre Hastings (1-28-96 vs. Dallas)                                 |
|                                  | 10    | Hines Ward (1-15-05 vs. N.Y. Jets)                                  |
|                                  | 10    | Hines Ward (1-5-08 vs. Jacksonville)                                |
| 10.                              | 9     | Le'Veon Bell (1-14-18 vs. Jacksonville)                             |
|                                  | 9     | Santonio Holmes (2-1-09 vs. Arizona)                                |
|                                  | 9     | Mike Wallace (2-6-11 vs. Green Bay)                                 |
|                                  | 9     | Antonio Brown (1-3-15 vs. Baltimore)                                |
|                                  | 9     | Martavis Bryant (1-17-16 at Denver)                                 |
| MOST YARDS RECEIVING (CAREER)    |       |   |
| Rank                             | No.   | Name  |
| 1.                               | 1,181 | Hines Ward (2001-11)  |
| 2.                               | 1,054 | John Stallworth (1974-84)   |
| 3.                               | 907   | Lynn Swann (1974-82)  |
| 4.                               | 837   | Antonio Brown (2010-17)   |
| 5.                               | 587   | Heath Miller (2005-15)  |
|                                  | 587   | Ernie Mills (1992-96)   |
| 7.                               | 504   | Franco Harris (1972-83)   |
| 8.                               | 378   | Plaxico Burress (2001-04)   |
| 9.                               | 365   | Antwaan Randle El (2002, 2004-05, 2010)                             |
| 10.                              | 352   | Yancey Thigpen (1992-97)  |

| MOST YARDS RECEIVING (GAME)             |     |  |
|---|-----|--|
| Rank                                    | No. | Name   |
| 1.                                      | 161 | Lynn Swann (1-18-76 vs. Dallas)                              |
| 2.                                      | 157 | JuJu Smith-Schuster (1-10-21 vs. Cleveland)                  |
| 3.                                      | 156 | John Stallworth (12-30-78 vs. Denver)                        |
| 4.                                      | 154 | Martavis Bryant (1-17-16 at Denver)                          |
| 5.                                      | 135 | Hines Ward (1-5-08 vs. Jacksonville)                         |
| 6.                                      | 132 | Antonio Brown (1-14-18 vs. Jacksonville)                     |
| 7.                                      | 131 | Santonio Holmes (2-1-09 vs. Arizona)                         |
| 8.                                      | 124 | Antonio Brown (1-8-17 vs. Miami)                             |
|   | 124 | Lynn Swann (1-21-79 vs. Dallas)                              |
| 10.                                     | 123 | Hines Ward (2-5-06 vs. Seattle)                              |
| MOST TOUCHDOWNS RECEIVING (CAREER)      |     |  |
| Rank                                    | No. | Name   |
| 1.                                      | 12  | John Stallworth (1974-84)                                    |
| 2.                                      | 10  | Hines Ward (2001-11)   |
| 3.                                      | 9   | Lynn Swann (1974-82)   |
| 4.                                      | 4   | Antonio Brown (2010-17)                                      |
|   | 4   | Heath Miller (2005-15)                                       |
| 6.                                      | 3   | Martavis Bryant (2014-15, '17)                               |
|   | 3   | Santonio Holmes (2007-08)                                    |
|   | 3   | Plaxico Burress (2001-2004)                                  |
| MOST TOUCHDOWNS RECEIVING (GAME)        |     |  |
| Rank                                    | No. | Name   |
| 1.                                      | 2   | 7 times, last time by Chase Claypool (1-10-21 vs. Cleveland) |
| MOST CONSECUTIVE GAMES WITH A RECEPTION |     |  |
| Rank                                    | No. | Name   |
| 1.                                      | 17  | John Stallworth (12-29-74 at Oakland to 1-6-85 at Miami)     |
|   | 17  | Hines Ward (1-20-02 vs. Baltimore – 2-6-11 vs. Green Bay)    |
| 3.                                      | 13  | Lynn Swann (12-27-75 vs. Baltimore to 1-9-83 vs. San Diego)  |
| MOST PUNTS (CAREER)                     |     |  |
| Rank                                    | No. | Name   |
| 1.                                      | 48  | Bobby Walden (1972-76)                                       |
| 2.                                      | 36  | Josh Miller (1996-2001)                                      |
| 3.                                      | 26  | Chris Gardocki (2004-05)                                     |
|   | 26  | Craig Colquitt (1978-84)                                     |
| 5.                                      | 25  | Jordan Berry (2015-21)                                       |
| 6.                                      | 18  | Mark Royals (1992-94)  |
| 7.                                      | 14  | Mitch Berger (2008)  |
| 8.                                      | 12  | Tom Rouen (2002)   |
|   | 12  | Jeremy Kapinos (2010-11)                                     |
|   | 12  | Rohn Stark (1995)  |

| MOST PUNTS (GAME)                             |       |   |
|---|-------|---|
| Rank  | No.   | Name  |
| 1.  | 9     | Josh Miller (1-3-98 vs. New England)                                |
|   | 9     | Josh Miller (1-5-97 at New England)                                 |
| 3.  | 8     | Craig Colquitt (1-1-84 at Los Angeles Raiders)                      |
| 4.  | 7     | Pressley Harvin III (1-16-22 at Kansas City)                        |
|   | 7     | Jordan Berry (1-9-16 at Cincinnati)                                 |
|   | 7     | Mitch Berger (1-18-09 vs. Baltimore)                                |
|   | 7     | Bobby Walden (12-26-76 at Oakland)                                  |
|   | 7     | Bobby Walden (1-12-75 vs. Minnesota)                                |
| 9.  | 6     | Mark Royals (1-8-94 at Kansas City)                                 |
|   | 6     | Bobby Walden (12-23-72 vs. Oakland)                                 |
|   | 6     | Josh Miller (1-20-02 vs. Baltimore)                                 |
|   | 6     | Josh Miller (1-27-02 vs. New England)                               |
|   | 6     | Tom Rouen (1-11-03 at Tennessee)                                    |
|   | 6     | Jordan Berry (1-17-16 at Denver)                                    |
| HIGHEST PUNT AVERAGE (CAREER) - MIN. 10 PUNTS |       |   |
| Rank  | No.   | Name  |
| 1.  | 47.42 | Jeremy Kapinos (2010-11)  |
| 2.  | 42.92 | Chris Gardocki (2004-05)  |
| 3.  | 42.50 | Mitch Berger (2008)   |
| 4.  | 42.08 | Craig Colquitt (1978-84)  |
| 5.  | 41.74 | Mark Royals (1992-94)   |
| 6.  | 41.48 | Bobby Walden (1972-76)  |
| 7.  | 40.12 | Jordan Berry (2015-21)  |
| 8.  | 39.53 | Josh Miller (1996)  |
| 9.  | 38.08 | Rohn Stark (1995)   |
| 10.   | 33.58 | Tom Rouen (2002)  |
| HIGHEST PUNT AVERAGE (GAME) - MIN. 3 PUNTS    |       |   |
| Rank  | No.   | Name  |
| 1.  | 51.25 | Bobby Walden (12-31-72 vs. Miami)                                   |
| 2.  | 51.00 | Craig Colquitt (1-6-80 vs. Houston Oilers)                          |
|   | 51.00 | Jeremy Kapinos (2-6-11 vs. Green Bay)                               |
| 4.  | 49.71 | Pressley Harvin III (1-16-22 at Kansas City)                        |
| 5.  | 48.67 | Chris Gardocki (2-5-06 vs. Seattle)                                 |
| 6.  | 48.50 | Jeremy Kapinos (1-15-11 vs. Baltimore)                              |
| 7.  | 48.17 | Bobby Walden (12-23-72 vs. Oakland)                                 |
| 8.  | 48.00 | Mitch Berger (1-11-09 vs. San Diego)                                |
| 9.  | 47.00 | Chris Gardocki (1-8-06 at Cincinnati)                               |
| 10  | 46.33 | Mitch Berger (2-1-09 vs. Arizona)                                   |
| LONG PUNTS                                    |       |   |
| Rank  | No.   | Name  |
| 1.  | 66    | Craig Colquitt (1-6-80 vs. Houston)                                 |
| 2.  | 62    | Jeremy Kapinos (1-8-12 at Denver)                                   |
| 3.  | 61    | Bobby Walden (12-23-72 vs. Oakland)                                 |
| 4.  | 60    | 2 times, last time by Chris Gardocki (2-5-06 vs. Seattle)           |
| 6.  | 59    | 2 times, last time by Josh Miller (12-29-96 vs. Indianapolis)       |
| 8.  | 56    | 2 times, last time by Pressley Harvin III (1-16-22 vs. Kansas City) |
| 9.  | 55    | 4 times, last time by Jeremy Kapinos (1-15-11 vs. Baltimore)        |

| MOST PUNT RETURNS (CAREER)           |     |   |
|--------------------------------------|-----|---|
| Rank                                 | No. | Name  |
| 1.                                   | 26  | Antwaan Randle El (2002-10)                                       |
| 2.                                   | 23  | Theo Bell (1976-79)   |
| 3.                                   | 14  | Glen Edwards (1972-77)  |
| 4.                                   | 12  | Lynn Swann (1974-82)  |
|                                      | 12  | Antonio Brown (2010-16)   |
| 6.                                   | 10  | Rod Woodson (1989-96)   |
|                                      | 10  | Jahine Arnold (1996)  |
| 8.                                   | 7   | Santonio Holmes (2007-08)   |
|                                      | 7   | Andre Hastings (1993-96)  |
|                                      | 7   | Troy Edwards (2001)   |
| MOST PUNT RETURNS (GAME)             |     |   |
| Rank                                 | No. | Name  |
| 1.                                   | 6   | Theo Bell (1-7-79 vs. Houston)                                    |
| 2.                                   | 5   | 3 times, last time by Antwaan Randle El (1-15-06 at Indianapolis) |
| 6.                                   | 4   | 8 times, last time by Markus Wheaton (1-17-16 at Denver)          |
| MOST PUNT RETURN YARDS (CAREER)      |     |   |
| Rank                                 | No. | Name  |
| 1.                                   | 288 | Antwaan Randle El (2002-10)                                       |
| 2.                                   | 195 | Theo Bell (1976-79)   |
| 3.                                   | 133 | Glen Edwards (1972-77)  |
| 4.                                   | 111 | Jahine Arnold (1996)  |
| 5.                                   | 103 | Santonio Holmes (2007-08)   |
| MOST PUNT RETURN YARDS (GAME)        |     |   |
| Rank                                 | No. | Name  |
| 1.                                   | 91  | Theo Bell (1-7-79 vs. Houston)                                    |
| 2.                                   | 78  | Will Blackwell (1-3-98 vs. New England)                           |
| 3.                                   | 77  | Antwaan Randle El (1-5-03 vs. Cleveland)                          |
|                                      | 77  | Jahine Arnold (12-29-96 vs. Indianapolis)                         |
| 5.                                   | 73  | Santonio Holmes (1-11-09 vs. San Diego)                           |
| 6.                                   | 65  | Troy Edwards (1-20-02 vs. Baltimore)                              |
| 7.                                   | 53  | Andre Hastings (1-14-96 vs. Indianapolis)                         |
| 8.                                   | 50  | Antwaan Randle El (1-15-06 at Indianapolis)                       |
| 9.                                   | 40  | Antwaan Randle El (1-23-05 vs. New England)                       |
| 10.                                  | 39  | Glen Edwards (12-23-72 vs. Oakland)                               |
| MOST PUNT RETURN TOUCHDOWNS (CAREER) |     |   |
| Rank                                 | No. | Name  |
| 1.                                   | 1   | Antwaan Randle El (2002-10)                                       |
|                                      | 1   | Santonio Holmes (2007-08)   |
| MOST PUNT RETURN TOUCHDOWNS (GAME)   |     |   |
| Rank                                 | No. | Name  |
| 1.                                   | 1   | Antwaan Randle El (1-5-03 vs. Cleveland)                          |
|                                      | 1   | Santonio Holmes (1-11-09 vs. San Diego)                           |

HIGHEST PUNT RETURN AVERAGE (CAREER) - MIN. 10

| Rank | No.   | Name                        |
|------|-------|-----------------------------|
| 1.   | 11.10 | Jahine Arnold (1996)        |
| 2.   | 11.08 | Antwaan Randle El (2002-10) |
| 3.   | 9.50  | Glen Edwards (1972-77)      |
| 4.   | 8.48  | Theo Bell (1976-79)         |
| 5.   | 7.67  | Lynn Swann (1974-82)        |
| 6.   | 6.20  | Rod Woodson (1989-96)       |
| 7.   | 4.75  | Antonio Brown (2010-16)     |

HIGHEST PUNT RETURN AVERAGE (GAME) - MIN. 3

| Rank | No.   | Name                                      |
|------|-------|---|
| 1.   | 19.50 | Will Blackwell (1-3-98 vs. New England)   |
| 2.   | 19.25 | Antwaan Randle-El (1-5-03 vs. Cleveland)  |
| 3.   | 17.67 | Andre Hastings (1-14-96 vs. Indianapolis) |
| 4.   | 16.25 | Troy Edwards (1-20-02 vs. Baltimore)      |
| 5.   | 15.40 | Jahine Arnold (12-29-96 vs. Indianapolis) |

LONGEST PUNT RETURNS

| Rank | No. | Name                                      |
|------|-----|---|
| 1.   | 67t | Santonio Holmes (1-11-09 vs. San Diego)   |
| 2.   | 66t | Antwaan Randle El (1-5-03 vs. Cleveland)  |
| 3.   | 58  | Will Blackwell (1-3-98 vs. New England)   |
| 4.   | 35  | Troy Edwards (1-20-02 vs. Baltimore)      |
| 5.   | 33  | Andre Hastings (1-14-96 vs. Indianapolis) |

MOST KICKOFF RETURNS (CAREER)

| Rank | No. | Name                        |
|------|-----|-----------------------------|
| 1.   | 17  | Ernie Mills (1992-96)       |
| 2.   | 16  | Larry Anderson (1978-79)    |
| 3.   | 13  | Antonio Brown (2010-16)     |
| 4.   | 11  | Ike Taylor (2004-2014)      |
| 5.   | 10  | Rod Woodson (1989-96)       |
|      | 10  | Antwaan Randle El (2002-10) |

MOST KICKOFF RETURNS (GAME)

| Rank | No. | Name  |
|------|-----|---|
| 1.   | 6   | Ray-Ray McCloud (1-10-21 vs. Cleveland)                         |
| 2.   | 5   | 5 times, last time by Najeh Davenport (1-5-08 vs. Jacksonville) |
| 7.   | 4   | 13 times, last by Antonio Brown (2-6-11 vs. Green Bay)          |

MOST KICKOFF RETURN YARDS (CAREER)

| Rank | No. | Name                      |
|------|-----|---------------------------|
| 1.   | 387 | Larry Anderson (1978-79)  |
| 2.   | 354 | Ernie Mills (1992-96)     |
| 3.   | 257 | Antonio Brown (2010-16)   |
| 4.   | 212 | Ray-Ray McCloud (2020-21) |
| 5.   | 206 | Preston Pearson (1970-74) |

MOST KICKOFF RETURN YARDS (GAME)

| Rank | No. | Name  |
|------|-----|---|
| 1.   | 162 | Larry Anderson (1-20-80 vs. Los Angeles Rams) |
| 2.   | 146 | Ray-Ray McCloud (1-10-21 vs. Cleveland)       |
| 3.   | 106 | Rich Erenberg (1-6-85 at Miami)               |
| 4.   | 99  | Ernie Mills (1-5-97 at New England)           |
| 5.   | 96  | Ernie Mills (1-14-96 vs. Indianapolis)        |
| 6.   | 88  | Antonio Brown (2-6-11 vs. Green Bay)          |
| 7.   | 86  | Troy Edwards (1-27-02 vs. New England)        |
| 8.   | 85  | Antonio Brown (1-15-11 vs. Baltimore)         |
| 9.   | 84  | Henry Odon (1-1-84 at L.A. Raiders)           |
| 10.  | 83  | Najeh Davenport (1-5-08 vs. Jacksonville)     |

HIGHEST KICKOFF RETURN AVERAGE (CAREER) - MIN. 10

| Rank | No.   | Name                        |
|------|-------|-----------------------------|
| 1.   | 24.19 | Larry Anderson (1978-79)    |
| 2.   | 20.82 | Ernie Mills (1992-96)       |
| 3.   | 19.77 | Antonio Brown (2010-16)     |
| 4.   | 18.30 | Antwaan Randle-El (2002-10) |
| 5.   | 18.00 | Ike Taylor (2004-14)        |
| 6.   | 17.50 | Rod Woodson (1987-96)       |

HIGHEST KICKOFF RETURN AVERAGE (GAME) - MIN. 3

| Rank | No.   | Name  |
|------|-------|---|
| 1.   | 32.40 | Larry Anderson (1-20-80 vs. Los Angeles Rams) |
| 2.   | 27.00 | Lee Mays (1-11-03 at Tennessee)               |
| 3.   | 25.67 | Steve Davis (12-22-03 at Oakland)             |
| 4.   | 25.33 | Steve Davis (12-29-74 at Oakland)             |
| 5.   | 24.33 | Ray-Ray McCloud (1-10-21 vs. Cleveland)       |
|      | 24.33 | Louis Lipps (12-30-84 at Denver)              |

LONGEST KICKOFF RETURNS

| Rank | No. | Name  |
|------|-----|---|
| 1.   | 45  | Larry Anderson (1-20-80 vs. Los Angeles Rams)   |
| 2.   | 38  | Antonio Brown (2-6-11 vs. Green Bay)            |
| 3.   | 36  | Ernie Mills (1-5-97 at New England)             |
|      | 36  | Ike Taylor (1-8-06 at Cincinnati)               |
| 5.   | 34  | Fitzgerald Toussaint (1-14-18 vs. Jacksonville) |

MOST INTERCEPTIONS (CAREER)

| Rank | No. | Name                     |
|------|-----|--------------------------|
| 1.   | 5   | Jack Ham (1972-82)       |
|      | 5   | Mike Wagner (1972-78)    |
| 3.   | 4   | Mel Blount (1972-83)     |
|      | 4   | Levon Kirkland (1992-97) |
| 5.   | 3   | Ryan Shazier (2014-19)   |
|      | 3   | Glen Edwards (1972-77)   |
|      | 3   | Chad Scott (1997-2004)   |
|      | 3   | Troy Polamalu (2004-14)  |
|      | 3   | Ike Taylor (2004-14)     |

### MOST INTERCEPTIONS (GAME)

| Rank | No. | Name                                    |
|------|-----|---|
| 1.   | 2   | Jack Ham (12-29-74 at Oakland)          |
|      | 2   | Mike Wagner (1-4-76 vs. Oakland)        |
|      | 2   | Brent Alexander (1-20-02 vs. Baltimore) |

### MOST INTERCEPTION RETURN YARDS (CAREER)

| Rank | No. | Name                                    |
|------|-----|---|
| 1.   | 100 | James Harrison (2002, 2004-12, 2014-16) |
| 2.   | 91  | Mike Wagner (1972-78)                   |
| 3.   | 89  | Glen Edwards (1972-77)                  |
| 4.   | 72  | J.T. Thomas (1973-79)                   |
| 5.   | 59  | Mel Blount (1972-83)                    |
| 6.   | 58  | Troy Polamalu (2004-14)                 |
| 7.   | 56  | Ike Taylor (2004-14)                    |
| 8.   | 46  | Chad Scott (1997, 2001-04)              |
| 9.   | 35  | Valentino Blake (2014-15)               |
|      | 35  | Loren Toews (1973-83)                   |

### MOST INTERCEPTION RETURN YARDS (GAME)

| Rank | No. | Name                                    |
|------|-----|---|
| 1.   | 100 | James Harrison (2-1-09 vs. Arizona)     |
| 2.   | 40  | Troy Polamalu (1-18-09 vs. Baltimore)   |
| 3.   | 37  | J.T. Thomas (12-29-74 at Oakland)       |
| 4.   | 35  | Antwon Blake (1-9-16 at Cincinnati)     |
|      | 35  | Glen Edwards (1-18-76 vs. Dallas)       |
|      | 35  | Mike Wagner (1-4-76 vs. Oakland)        |
|      | 35  | J.T. Thomas (1-18-76 vs. Dallas)        |
| 8.   | 34  | Ron Johnson (1-7-79 vs. Houston)        |
|      | 34  | Mike Wagner (1-4-76 vs. Oakland)        |
| 10.  | 32  | Brent Alexander (1-20-02 vs. Baltimore) |

### MOST INTERCEPTION RETURN TOUCHDOWNS (CAREER)

| Rank | No. | Name                                    |
|------|-----|---|
| 1.   | 1   | James Harrison (2002, 2004-12, 2014-16) |
|      | 1   | Troy Polamalu (2004-14)                 |

### MOST INTERCEPTION RETURN TOUCHDOWNS (GAME)

| Rank | No. | Name                                  |
|------|-----|---------------------------------------|
| 1.   | 1   | James Harrison (2-1-09 vs. Arizona)   |
|      | 1   | Troy Polamalu (1-18-09 vs. Baltimore) |

### LONGEST INTERCEPTION RETURN

| Rank | No.  | Name  |
|------|------|---|
| 1.   | 100t | James Harrison (2-1-09 vs. Arizona)                       |
| 2.   | 40t  | Troy Polamalu (1-18-09 vs. Baltimore)                     |
| 3.   | 37   | J.T. Thomas (12-29-74 at Oakland)                         |
| 4.   | 35   | 3 times, last time by Antwon Blake (1-9-16 at Cincinnati) |
| 7.   | 32   | Brent Alexander (1-20-02 vs. Baltimore)                   |
| 8.   | 31   | Ike Taylor (1-5-08 vs. Jacksonville)                      |

### MOST POINTS SCORED

| Rank | No. | Opponent (Date)             |
|------|-----|-----------------------------|
| 1.   | 42  | vs. Jacksonville (1-14-18)  |
|      | 42  | vs. Indianapolis (12-29-96) |
| 3.   | 40  | vs. Buffalo (1-6-96)        |
|      | 40  | at Baltimore (12-19-76)     |
| 5.   | 38  | vs. Cleveland (1-10-21)     |
| 6.   | 36  | vs. Cleveland (1-5-03)      |
| 7.   | 35  | vs. Dallas (1-21-79)        |
|      | 35  | vs. San Diego (1-11-09)     |
| 9.   | 34  | at Denver (1-22-06)         |
|      | 34  | vs. Houston (1-7-79)        |
|      | 34  | vs. Miami (12-30-79)        |

### MOST POINTS ALLOWED

| Rank | No. | Opponent (Date)            |
|------|-----|----------------------------|
| 1.   | 48  | vs. Cleveland (1-10-21)    |
| 2.   | 45  | at Miami (1-6-85)          |
|      | 45  | vs. Jacksonville (1-14-08) |
| 4.   | 42  | at Kansas City (1-16-22)   |
| 5.   | 41  | vs. New England (1-23-05)  |
| 6.   | 38  | at L.A. Raiders (1-1-84)   |
| 7.   | 36  | at New England (1-22-07)   |
| 8.   | 34  | at Denver (12-24-77)       |
|      | 34  | at Tennessee (1-11-03)     |
| 10.  | 33  | vs. Cleveland (1-5-03)     |
|      | 33  | at Oakland (12-22-73)      |

### FEWEST POINTS SCORED

| Rank | No. | Opponent (Date)             |
|------|-----|-----------------------------|
| 1.   | 0   | vs. Philadelphia (12-21-47) |
| 2.   | 3   | vs. Buffalo (1-9-93)        |
|      | 3   | at New England (1-5-97)     |
| 4.   | 7   | vs. New England (1-3-98)    |
|      | 7   | at Oakland (12-26-76)       |
| 6    | 10  | at L.A. Raiders (1-1-84)    |
| 7.   | 13  | vs. San Diego (1-15-95)     |
|      | 13  | vs. Oakland (12-23-72)      |
| 9.   | 14  | at Oakland (12-22-73)       |
| 10.  | 16  | at Denver (1-17-06)         |
|      | 16  | vs. Oakland (1-4-76)        |
|      | 16  | at Minnesota (1-12-75)      |

### FEWEST POINTS ALLOWED

| Rank | No. | Opponent (Date)          |
|------|-----|--------------------------|
| 1.   | 5   | vs. Houston (1-7-79)     |
| 2.   | 6   | vs. New England (1-3-98) |
|      | 6   | vs. Minnesota (1-12-75)  |
| 4.   | 7   | vs. Oakland (12-23-72)   |
| 5.   | 9   | vs. Cleveland (1-7-95)   |
| 6.   | 10  | vs. Baltimore (1-20-02)  |
|      | 10  | vs. Seattle (2-5-06)     |
|      | 10  | vs. Oakland (1-4-76)     |
|      | 10  | vs. Denver (12-30-78)    |
|      | 10  | vs. Baltimore (12-27-75) |

| MOST POINTS SCORED BY BOTH TEAMS   |     |  |
|------------------------------------|-----|--|
| Rank                               | No. | Opponent (Date)  |
| 1.                                 | 87  | vs. Jacksonville (1-14-18, Jacksonville 45, Pittsburgh 42) |
|                                    | 85  | vs. Cleveland (1-10-21, Cleveland 48, Pittsburgh 37)       |
| 3.                                 | 73  | at Miami (1-6-85, Miami 45, Pittsburgh 28)                 |
| 4.                                 | 69  | vs. Cleveland (1-5-03, Pittsburgh 36, Cleveland 33)        |
| 5.                                 | 68  | vs. New England (1-23-05, New England 41, Pittsburgh 27)   |
| 6.                                 | 66  | vs. Dallas (1-21-79, Pittsburgh 35, Dallas 31)             |
| 7.                                 | 65  | at Tennessee (1-11-03, Tennessee 34, Pittsburgh 31)        |
| 8.                                 | 63  | at Kansas City (1-16-22, Kansas City 42, Pittsburgh 21)    |
| 9.                                 | 61  | vs. Buffalo (1-6-96, Pittsburgh 40, Buffalo 21)            |
| 10.                                | 60  | vs. Jacksonville (1-5-08, Jacksonville 31, Pittsburgh 29)  |
| FEWEST POINTS SCORED BY BOTH TEAMS |     |  |
| Rank                               | No. | Opponent (Date)  |
| 1.                                 | 13  | vs. New England (1-3-98, Pittsburgh 7, New England 6)      |
| 2.                                 | 20  | at Oakland (12-23-72, Pittsburgh 13, Oakland 7)            |
| 3.                                 | 21  | vs. Philadelphia (12-21-47, Philadelphia 21, Pittsburgh 0) |
| 4.                                 | 22  | vs. Minnesota (1-12-75, Pittsburgh 16, Minnesota 6)        |
| 5.                                 | 26  | vs. Oakland (1-4-76, Pittsburgh 16, Oakland 10)            |
| 6.                                 | 27  | vs. Buffalo (1-9-93, Buffalo 24, Pittsburgh 3)             |
| 7.                                 | 30  | vs. San Diego (1-15-95, San Diego 17, Pittsburgh 13)       |
| 8.                                 | 31  | at Oakland (12-26-76, Oakland 24, Pittsburgh 7)            |
|                                    | 31  | at New England (1-5-97, New England 28, Pittsburgh 3)      |
|                                    | 31  | vs. Seattle (2-5-06, Pittsburgh 21, Seattle 10)            |
| MOST TOUCHDOWNS SCORED             |     |  |
| Rank                               | No. | Opponent (Date)  |
| 1.                                 | 6   | vs. Jacksonville (1-4-18)                                  |
| 2.                                 | 5   | 7 times, last time vs. Cleveland (1-10-21)                 |
| 9.                                 | 4   | 13 times, last time vs. Miami (1-8-17)                     |
| MOST TOUCHDOWNS ALLOWED            |     |  |
| Rank                               | No. | Opponent (Date)  |
| 1.                                 | 6   | 4 times, last time at Kansas City (1-16-22)                |
| 5.                                 | 5   | 2 times, last time vs. New England (1-23-05)               |
| 7.                                 | 4   | 9 times, last time at New England (1-22-17)                |
| MOST RUSHING TOUCHDOWNS            |     |  |
| Rank                               | No. | Opponent (Date)  |
| 1.                                 | 5   | vs. Indianapolis (12-29-96)                                |
| 2.                                 | 3   | 5 times, last time vs. San Diego (1-11-09)                 |
| 7.                                 | 2   | 17 times, last time vs. Miami (1-8-17)                     |
| MOST RUSHING TOUCHDOWNS ALLOWED    |     |  |
| Rank                               | No. | Opponent (Date)  |
| 1.                                 | 4   | 2 times, last time vs. Jacksonville (1-14-18)              |
| 3.                                 | 3   | at New England (1-5-97)                                    |
| 4.                                 | 2   | 11 times, last time vs. Cleveland (1-10-21)                |
| MOST TOUCHDOWNS PASSING            |     |  |
| Rank                               | No. | Opponent (Date)  |
| 1.                                 | 5   | vs. Jacksonville (1-14-18)                                 |
| 2.                                 | 4   | vs. Dallas (1-21-79)                                       |
|                                    | 4   | vs. Cleveland (1-10-21)                                    |
| 4.                                 | 3   | 5 times, last time at Cincinnati (1-8-06)                  |
| 9.                                 | 2   | 18 times, last time at Kansas City (1-16-22)               |

| MOST TOUCHDOWNS PASSING ALLOWED       |     |  |
|---------------------------------------|-----|--|
| Rank                                  | No. | Opponent (Date)                              |
| 1.                                    | 6   | at Kansas City (1-16-22)                     |
| 2.                                    | 4   | at Miami (1-6-85)                            |
| 3.                                    | 3   | 8 times, last time vs. Cleveland (1-10-21)   |
| MOST DEFENSIVE TOUCHDOWNS             |     |  |
| Rank                                  | No. | Opponent (Date)                              |
| 1.                                    | 1   | 7 times, last time at Kansas City (1-16-22)  |
| MOST DEFENSIVE TOUCHDOWNS BY OPPONENT |     |  |
| Rank                                  | No. | Opponent (Date)                              |
| 1.                                    | 1   | 12 times, last time vs. Cleveland (1-10-21)  |
| MOST PATS/ATTEMPTS                    |     |  |
| Rank                                  | No. | Opponent (Date)                              |
| 1.                                    | 6/6 | vs. Jacksonville (1-14-18)                   |
| 2.                                    | 5/5 | 4 times, last time vs. San Diego (1-11-09)   |
| 6.                                    | 4/4 | 14 times, last time vs. Miami (1-8-17)       |
| MOST PATS/ATTEMPTS BY OPPONENT        |     |  |
| Rank                                  | No. | Opponent (Date)                              |
| 1.                                    | 6/6 | 4 times, last time at Kansas City (1-16-22)  |
| 5.                                    | 5/5 | 2 times, last time vs. New England (1-23-05) |
| 7.                                    | 4/4 | 7 times, last time vs. Green Bay (2-6-11)    |
| MOST FIELD GOALS MADE                 |     |  |
| Rank                                  | No. | Opponent (Date)                              |
| 1.                                    | 6   | at Kansas City (1-15-17)                     |
| 2.                                    | 4   | 4 times, last time at Cincinnati (1-9-16)    |
| 6.                                    | 3   | 5 times, last time at Denver (1-17-16)       |
| MOST FIELD GOALS MADE BY OPPONENT     |     |  |
| Rank                                  | No. | Opponent (Date)                              |
| 1.                                    | 5   | at Denver (1-17-16)                          |
| 2.                                    | 4   | at Oakland (12-22-73)                        |
| 3.                                    | 3   | 4 times, last time vs. Baltimore (1-3-15)    |
| MOST FIRST DOWNS                      |     |  |
| Rank                                  | No. | Opponent (Date)                              |
| 1.                                    | 34  | vs. Cleveland (1-10-21)                      |
| 2.                                    | 30  | vs. Cleveland (1-5-03)                       |
| 3.                                    | 29  | at Baltimore (12-19-76)                      |
|                                       | 29  | vs. Buffalo (12-22-74)                       |
| 5.                                    | 28  | vs. Jacksonville (1-14-18)                   |
| 6.                                    | 27  | vs. Miami (12-30-79)                         |
| 7.                                    | 26  | vs. San Diego (1-9-83)                       |
| 8.                                    | 25  | vs. Dallas (1-28-96)                         |
|                                       | 25  | at Denver (12-30-84)                         |
| 10.                                   | 24  | vs. Indianapolis (12-29-96)                  |
|                                       | 24  | vs. Jacksonville (1-5-08)                    |
|                                       | 24  | vs. Denver (12-30-78)                        |

### MOST FIRST DOWNS BY OPPONENT

| Rank | No. | Opponent (Date)          |
|------|-----|--------------------------|
| 1.   | 29  | at Tennessee (1-11-03)   |
|      | 29  | vs. San Diego (1-9-83)   |
| 3.   | 28  | at Kansas City (1-8-94)  |
|      | 28  | at Miami (1-6-85)        |
| 5.   | 26  | at New England (1-22-17) |
|      | 26  | at Kansas City (1-16-22) |
| 7.   | 24  | at Oakland (12-22-73)    |
|      | 24  | at L.A. Raiders (1-1-84) |
| 9.   | 23  | vs. Denver (1-11-98)     |
|      | 23  | vs. Arizona (2-1-09)     |

### MOST FIRST DOWNS BY BOTH TEAMS

| Rank | No. | Opponent (Date)  |
|------|-----|--|
| 1.   | 55  | vs. San Diego (1-9-83, S.D. 29, Pitt. 26)                        |
| 2.   | 54  | vs. Cleveland (1-10-21, Pitt. 34, Clev. 20)                      |
| 3.   | 51  | vs. Cleveland (1-5-03, Pitt. 30, Clev. 21)                       |
| 4.   | 50  | 3 times, last time vs. Jacksonville (1-14-18, Pitt. 28, Jax. 22) |
| 7.   | 49  | at Kansas City (OT) (1-8-94, K.C. 28, Pitt. 21)                  |
| 8.   | 48  | at New England (1-22-17, N.E. 26, Pitt. 22)                      |
| 9.   | 46  | vs. Denver (1-11-98, Den. 23, Pitt. 23)                          |
| 10.  | 45  | at Kansas City (1-16-22, K.C. 26, Pitt. 19)                      |
|      | 45  | at Baltimore (12-19-76, Pitt. 26, Balt. 19)                      |

### FEWEST FIRST DOWNS

| Rank | No. | Opponent (Date)                          |
|------|-----|--|
| 1.   | 11  | vs. Baltimore (1-18-09)                  |
| 2.   | 12  | at New England (1-5-97)                  |
| 3.   | 13  | 4 times, last time at Oakland (12-26-76) |
| 7.   | 14  | vs. Seattle (2-5-06)                     |
| 8.   | 15  | at Oakland (12-22-73)                    |

### FEWEST FIRST DOWNS BY OPPONENT

| Rank | No. | Opponent (Date)                           |
|------|-----|---|
| 1.   | 7   | vs. Baltimore (1-20-02)                   |
| 2.   | 8   | vs. Indianapolis (12-29-96)               |
| 3.   | 9   | vs. Minnesota (1-12-75)                   |
| 4.   | 10  | 3 times, last time vs. Cleveland (1-7-95) |
| 7.   | 11  | vs. Houston (1-6-80)                      |

### MOST FIRST DOWNS RUSHING

| Rank | No. | Opponent (Date)             |
|------|-----|-----------------------------|
| 1.   | 18  | vs. Buffalo (12-22-74)      |
| 2.   | 16  | vs. Indianapolis (12-29-96) |
| 3.   | 14  | vs. Miami (12-30-79)        |
|      | 14  | vs. Cleveland (1-7-95)      |
| 5.   | 13  | vs. Baltimore (12-27-75)    |

### MOST FIRST DOWNS RUSHING BY OPPONENT

| Rank | No. | Opponent (Date)                           |
|------|-----|---|
| 1.   | 14  | at Oakland (12-22-73)                     |
| 2.   | 13  | at Los Angeles Raiders (1-1-84)           |
| 3.   | 11  | vs. Miami (12-31-72)                      |
| 4.   | 10  | 2 times, last time at Tennessee (1-11-03) |

### FEWEST FIRST DOWNS RUSHING

| Rank | No. | Opponent (Date)                               |
|------|-----|---|
| 1.   | 1   | vs. Baltimore (1-18-09)                       |
| 2.   | 2   | vs. Dallas (1-21-79)                          |
| 3.   | 3   | 4 times, last time at Kansas City (1-16-22)   |
| 7.   | 4   | 6 times, last time vs. Jacksonville (1-14-18) |

### FEWEST FIRST DOWNS RUSHING BY OPPONENT

| Rank | No. | Opponent (Date)                            |
|------|-----|--|
| 1.   | 0   | 3 times, last time vs. Baltimore (1-20-02) |
| 4.   | 1   | 3 times, last time vs. Miami (1-8-17)      |
| 7.   | 2   | 7 times, last time vs. N.Y. Jets (1-23-11) |
| 14.  | 3   | 3 times, last time vs. Cleveland (1-7-95)  |

### MOST FIRST DOWNS PASSING

| Rank | No. | Opponent (Date)            |
|------|-----|----------------------------|
| 1.   | 29  | vs. Cleveland (1-10-21)    |
| 2.   | 24  | vs. Cleveland (1-5-03)     |
| 3.   | 23  | vs. Jacksonville (1-14-18) |
| 4.   | 19  | vs. San Diego (1-9-83)     |
| 5.   | 18  | at New England (1-22-17)   |

### MOST FIRST DOWNS PASSING BY OPPONENT

| Rank | No. | Opponent (Date)                             |
|------|-----|---|
| 1.   | 20  | vs. Arizona (2-1-09)                        |
| 2.   | 19  | 3 times, last time at Kansas City (1-16-22) |
| 5.   | 18  | 4 times, last at Tennessee (1-11-03)        |
| 9.   | 17  | at New England (1-22-17)                    |
| 10.  | 16  | vs. Miami (1-8-17)                          |

### FEWEST FIRST DOWNS PASSING

| Rank | No. | Opponent (Date)                         |
|------|-----|---|
| 1.   | 3   | vs. Baltimore (12-27-75)                |
| 2.   | 4   | vs. Minnesota (1-12-75)                 |
| 3.   | 6   | 3 times, last time vs. Dallas (1-18-76) |

### FEWEST FIRST DOWNS PASSING BY OPPONENT

| Rank | No. | Opponent (Date)                              |
|------|-----|--|
| 1.   | 3   | vs. Houston (1-7-79)                         |
| 2.   | 4   | 3 times, last time vs. Baltimore (12-27-75)  |
| 5.   | 5   | 2 times, last time vs. Jacksonville (1-5-08) |

### MOST FIRST DOWNS BY PENALTY (STEELERS)

| Rank | No. | Opponent (Date)                            |
|------|-----|--|
| 1.   | 5   | 3 times, last time at Cincinnati (1-9-16)  |
| 4.   | 4   | 3 times, last time vs. N.Y. Jets (1-23-11) |
| 7.   | 3   | 6 times, last time vs. Miami (1-8-17)      |

### MOST FIRST DOWNS BY PENALTY (STEELERS)

| Rank | No. | Opponent (Date)                             |
|------|-----|---|
| 1.   | 4   | 2 times, last time vs. San Diego (1-9-83)   |
| 3.   | 3   | 7 times, last time at Kansas City (1-15-17) |
| 10.  | 2   | 18 times, last time vs. Baltimore (1-15-11) |



| MOST NET YARDS GAINED               |     |  |
|-------------------------------------|-----|--|
| Rank                                | No. | Opponent (Date)                            |
| 1.                                  | 553 | vs. Cleveland (1-10-21)                    |
| 2.                                  | 545 | vs. Jacksonville (1-14-18)                 |
| 3.                                  | 526 | at Baltimore (12-19-76)                    |
| 4.                                  | 455 | at Miami (1-6-85)                          |
| 5.                                  | 438 | vs. Buffalo (12-22-74)                     |
| MOST NET YARDS GAINED BY OPPONENT   |     |  |
| Rank                                | No. | Opponent (Date)                            |
| 1.                                  | 569 | at Miami (1-6-85)                          |
| 2.                                  | 479 | vs. San Diego (1-9-83)                     |
| 3.                                  | 478 | at Kansas City (1-16-22)                   |
| 4.                                  | 447 | 2 times, last time at Denver (1-8-12)      |
| 5.                                  | 431 | at New England (1-22-17)                   |
| FEWEST NET YARDS GAINED             |     |  |
| Rank                                | No. | Opponent (Date)                            |
| 1.                                  | 213 | at New England (1-5-97)                    |
| 2.                                  | 223 | at Oakland (12-22-73)                      |
| 3.                                  | 237 | at Oakland (12-26-76)                      |
| 4.                                  | 240 | vs. Buffalo (1-9-93)                       |
| 5.                                  | 250 | vs. Miami (12-31-72)                       |
| FEWEST NET YARDS GAINED BY OPPONENT |     |  |
| Rank                                | No. | Opponent (Date)                            |
|                                     | 119 | vs. Minnesota (1-12-75)                    |
|                                     | 126 | vs. Baltimore (1-15-11)                    |
|                                     | 142 | vs. Houston (1-7-79)                       |
|                                     | 146 | vs. Indianapolis (12-29-96)                |
|                                     | 150 | vs. Baltimore (1-20-02)                    |
| MOST TOTAL PLAYS                    |     |  |
| Rank                                | No. | Opponent (Date)                            |
| 1.                                  | 84  | vs. Cleveland (1-10-21)                    |
|                                     | 84  | vs. Dallas (1-28-96)                       |
| 3.                                  | 80  | 2 times, last time vs. San Diego (1-15-95) |
| 5.                                  | 78  | 2 times, last vs. Jacksonville (1-14-18)   |
| 7.                                  | 76  | at Denver (12-24-77)                       |
| 8.                                  | 74  | 3 times, last vs. Jacksonville (1-5-08)    |
| MOST TOTAL PLAYS BY OPPONENT        |     |  |
| Rank                                | No. | Opponent (Date)                            |
| 1.                                  | 82  | at Tennessee (OT) (1-11-03)                |
| 2.                                  | 81  | at Kansas City (OT) (1-8-94)               |
| 3.                                  | 77  | vs. Seattle (2-5-06)                       |
| 4.                                  | 76  | vs. Oakland (1-4-76)                       |
| 5.                                  | 74  | at Oakland (12-22-73)                      |
| FEWEST TOTAL PLAYS                  |     |  |
| Rank                                | No. | Opponent (Date)                            |
| 1.                                  | 46  | at Oakland (12-22-73)                      |
| 2.                                  | 48  | vs. Miami (12-31-72)                       |
| 3.                                  | 54  | vs. Miami (1-8-17)                         |
| 4.                                  | 56  | 2 times, last time vs. Seattle (2-5-06)    |
| 6.                                  | 58  | 3 times, last time vs. Arizona (2-1-09)    |

| FEWEST TOTAL PLAYS BY OPPONENT          |     |  |
|---|-----|--|
| Rank                                    | No. | Opponent (Date)                                |
| 1.                                      | 47  | 3 times, last time vs. San Diego (1-15-95)     |
| 4.                                      | 49  | at Kansas City (1-15-17)                       |
| 5.                                      | 50  | 3 times, last time vs. San Diego (1-11-09)     |
| 8.                                      | 51  | vs. Baltimore (1-20-02)                        |
| 9.                                      | 52  | 3 times, last time vs. Indianapolis (12-29-96) |
| MOST YARDS GAINED RUSHING               |     |  |
| Rank                                    | No. | Opponent (Date)                                |
| 1.                                      | 249 | vs. Minnesota (1-12-75)                        |
| 2.                                      | 238 | vs. Cleveland (1-7-95)                         |
| 3.                                      | 235 | vs. Buffalo (12-22-74)                         |
| 4.                                      | 231 | vs. Indianapolis (12-29-96)                    |
| 5.                                      | 225 | at Baltimore (12-19-76)                        |
| MOST YARDS GAINED RUSHING BY OPPONENT   |     |  |
| Rank                                    | No. | Opponent (Date)                                |
| 1.                                      | 232 | at Oakland (12-22-73)                          |
| 2.                                      | 194 | at New England (1-5-97)                        |
| 3.                                      | 193 | vs. Miami (12-31-72)                           |
| 4.                                      | 188 | at Los Angeles Raiders (1-1-84)                |
| 5.                                      | 169 | vs. Buffalo (1-9-93)                           |
| FEWEST YARDS GAINED RUSHING             |     |  |
| Rank                                    | No. | Opponent (Date)                                |
| 1.                                      | 43  | vs. Jacksonville (1-5-08)                      |
| 2.                                      | 52  | vs. Cleveland (1-10-21)                        |
|   | 52  | vs. Baltimore (1-18-09)                        |
| 4.                                      | 54  | at New England (1-22-17)                       |
| 5.                                      | 56  | at Kansas City (1-16-22)                       |
| FEWEST YARDS GAINED RUSHING BY OPPONENT |     |  |
| Rank                                    | No. | Opponent (Date)                                |
| 1.                                      | 15  | vs. San Diego (1-11-09)                        |
| 2.                                      | 17  | vs. Minnesota (1-12-75)                        |
| 3.                                      | 22  | vs. Baltimore (1-20-02)                        |
| 4.                                      | 24  | vs. Houston (1-6-80)                           |
| 5.                                      | 25  | vs. Miami (12-30-79)                           |
| 6.                                      | 29  | at Oakland (12-29-74)                          |
| MOST RUSHING ATTEMPTS                   |     |  |
| Rank                                    | No. | Opponent (Date)                                |
| 1.                                      | 57  | vs. Minnesota (1-12-75)                        |
| 2.                                      | 51  | 3 times, last time vs. Cleveland (1-7-95)      |
| 5.                                      | 50  | at Oakland (12-29-74)                          |
| 6.                                      | 49  | vs. Baltimore (1-20-02)                        |
| 7.                                      | 47  | vs. Houston (1-7-79)                           |
| MOST RUSHING ATTEMPTS BY OPPONENT       |     |  |
| Rank                                    | No. | Opponent (Date)                                |
| 1.                                      | 55  | at Oakland (12-22-73)                          |
| 2.                                      | 51  | at Oakland (12-26-76)                          |
| 3.                                      | 49  | vs. Miami (12-31-72)                           |
| 4.                                      | 41  | vs. Baltimore (12-27-75)                       |
| 5.                                      | 39  | vs. Buffalo (1-9-93)                           |

## FEWEST RUSHING ATTEMPTS

| Rank | No. | Opponent (Date)                             |
|------|-----|---|
| 1.   | 16  | vs. Cleveland (1-10-21)                     |
| 2.   | 18  | vs. Jacksonville (1-14-18)                  |
| 3.   | 19  | 2 times, last time vs. Denver (1-17-06)     |
| 5.   | 20  | 5 times, last time at Kansas City (1-16-22) |
| 10.  | 21  | at Oakland (12-26-76)                       |

## FEWEST RUSHING ATTEMPTS BY OPPONENT

| Rank | No. | Opponent (Date)                             |
|------|-----|---|
| 1.   | 11  | 2 times, last time vs. San Diego (1-11-09)  |
| 3.   | 12  | vs. Arizona (2-1-09)                        |
| 4.   | 13  | vs. Green Bay (2-6-11)                      |
| 5.   | 14  | 2 times, last time at Kansas City (1-15-17) |

## MOST NET YARDS GAINED PASSING

| Rank | No. | Opponent (Date)            |
|------|-----|----------------------------|
| 1.   | 501 | vs. Cleveland (1-10-21)    |
| 2.   | 462 | vs. Jacksonville (1-14-18) |
| 3.   | 349 | vs. San Diego (1-15-95)    |
| 4.   | 343 | vs. Cleveland (1-5-03)     |
| 5.   | 325 | vs. San Diego (1-9-83)     |

## MOST NET YARDS GAINED PASSING BY OPPONENT

| Rank | No. | Opponent (Date)                             |
|------|-----|---|
| 1.   | 435 | at Miami (1-6-85)                           |
| 2.   | 409 | vs. Cleveland (1-5-03)                      |
| 3.   | 374 | 2 times, last time at New England (1-22-17) |
| 5.   | 372 | at Kansas City (1-16-22)                    |
| 6.   | 333 | vs. San Diego (1-9-83)                      |
| 7.   | 331 | at Tennessee (1-11-03)                      |

## FEWEST NET YARDS GAINED PASSING

| Rank | No. | Opponent (Date)             |
|------|-----|-----------------------------|
| 1.   | 43  | vs. Philadelphia (12-21-47) |
| 2.   | 76  | vs. Baltimore (12-27-75)    |
| 3.   | 84  | vs. Minnesota (1-12-75)     |
| 4.   | 90  | at New England (1-5-97)     |
| 5.   | 95  | at Oakland (12-29-74)       |

## FEWEST NET YARDS GAINED PASSING BY OPPONENT

| Rank | No. | Opponent (Date)          |
|------|-----|--------------------------|
| 1.   | 63  | at Oakland (12-26-76)    |
| 2.   | 70  | vs. Houston (1-7-79)     |
| 3.   | 72  | vs. Baltimore (12-27-75) |
| 4.   | 78  | vs. Oakland (12-23-72)   |
| 5.   | 91  | vs. Baltimore (1-15-11)  |

## MOST PASS ATTEMPTS

| Rank | No. | Opponent (Date)                           |
|------|-----|---|
| 1.   | 68  | vs. Cleveland (1-10-21)                   |
| 2.   | 58  | vs. Jacksonville (1-14-18)                |
| 3.   | 54  | vs. San Diego (1-15-95)                   |
| 4.   | 49  | vs. Dallas (1-28-96)                      |
| 5.   | 48  | 2 times, last time vs. Baltimore (1-3-15) |

## MOST PASS ATTEMPTS BY OPPONENT

| Rank | No. | Opponent (Date)                             |
|------|-----|---|
| 1.   | 49  | vs. Seattle (2-5-06)                        |
| 2.   | 48  | at Houston (OT) (12-31-89)                  |
| 3.   | 45  | at Tennessee (1-11-03)                      |
| 4.   | 44  | 2 times, last time vs. New England (1-3-98) |
| 6.   | 43  | 2 times, last time vs. Arizona (2-1-09)     |

## FEWEST PASS ATTEMPTS

| Rank | No. | Opponent (Date)                            |
|------|-----|--|
| 1.   | 13  | vs. Baltimore (12-27-75)                   |
| 2.   | 14  | vs. Minnesota (1-12-75)                    |
| 3.   | 17  | at Oakland (12-29-74)                      |
| 4.   | 18  | 2 times, last time vs. Miami (1-8-17)      |
| 6.   | 19  | 3 times, last time vs. N.Y. Jets (1-23-11) |

## FEWEST PASS ATTEMPTS BY OPPONENT

| Rank | No. | Opponent (Date)                          |
|------|-----|--|
| 1.   | 16  | 2 times, last time at Oakland (12-26-76) |
| 3.   | 17  | at Oakland (12-22-73)                    |
| 4.   | 18  | vs. Philadelphia (12-21-47)              |
| 5.   | 20  | at Denver (1-7-90)                       |
| 6.   | 21  | 2 times, last time at Denver (1-8-12)    |

## MOST PASS COMPLETIONS

| Rank | No. | Opponent (Date)            |
|------|-----|----------------------------|
| 1.   | 47  | vs. Cleveland (1-10-21)    |
| 2.   | 37  | vs. Jacksonville (1-14-18) |
| 3.   | 33  | vs. Baltimore (1-3-15)     |
| 4.   | 32  | vs. San Diego (1-15-95)    |
| 5.   | 31  | at New England (1-22-17)   |

## MOST PASS COMPLETIONS BY OPPONENT

| Rank | No. | Opponent (Date)                                |
|------|-----|--|
| 1.   | 32  | at New England (1-22-17)                       |
| 2.   | 31  | 2 times, last at Kansas City (1-16-22)         |
| 4.   | 29  | 3 times, last time vs. Miami (1-8-17)          |
| 7.   | 27  | 2 times, last time at Tennessee (OT) (1-11-03) |
| 9.   | 26  | 2 times, last time vs. Seattle (2-5-06)        |

## FEWEST PASS COMPLETIONS

| Rank | No. | Opponent (Date)                             |
|------|-----|---|
| 1.   | 4   | vs. Philadelphia (12-21-47)                 |
| 2.   | 8   | 2 times, last time vs. Baltimore (12-27-75) |
| 4.   | 9   | 2 times, last time vs. Dallas (1-18-76)     |
| 6.   | 10  | 3 times, last time vs. N.Y. Jets (1-23-11)  |
| 9.   | 11  | 2 times, last time vs. Houston (1-7-79)     |

## FEWEST PASS COMPLETIONS BY OPPONENT

| Rank | No. | Opponent (Date)                            |
|------|-----|--|
| 1.   | 8   | vs. Baltimore (12-27-75)                   |
| 2.   | 9   | vs. Jacksonville (1-5-08)                  |
| 3.   | 10  | 3 times, last time at Denver (1-8-12)      |
| 6.   | 11  | 6 times, last time vs. San Diego (1-15-95) |
| 12.  | 12  | 4 times, last time at Denver (1-7-90)      |

| MOST PASS COMPLETIONS BY BOTH TEAMS      |      |   |
|--|------|---|
| Rank                                     | No.  | Opponent (Date)                               |
| 1.                                       | 91   | vs. Cleveland (1-5-03)                        |
| 2.                                       | 89   | at New England (1-22-17)                      |
| 3.                                       | 87   | at Tennessee (OT) (1-11-03)                   |
| 4.                                       | 86   | at Kansas City (OT) (1-8-94)                  |
| 5.                                       | 84   | vs. Jacksonville (1-14-18)                    |
| MOST PASSES HAD INTERCEPTIONS (STEELERS) |      |   |
| Rank                                     | No.  | Opponent (Date)                               |
| 1.                                       | 3    | 10 times, last time vs. Jacksonville (1-5-08) |
| 11.                                      | 2    | 15 times, last time vs. Miami (1-8-17)        |
| MOST PASSES HAD INTERCEPTIONS (OPPONENT) |      |   |
| Rank                                     | No.  | Opponent (Date)                               |
| 1.                                       | 5    | vs. Houston (1-7-79)                          |
| 2.                                       | 4    | vs. Cleveland (1-10-21)                       |
| 3.                                       | 3    | 6 times, last time vs. Baltimore (1-18-09)    |
| 9.                                       | 2    | 13 times, last time vs. Jacksonville (1-5-08) |
| MOST SACKS ALLOWED (SINCE 1982)          |      |   |
| Rank                                     | No.  | Opponent (Date)                               |
| 1.                                       | 7.0  | vs. Buffalo (1-9-93)                          |
| 2.                                       | 6.0  | 2 times, last time vs. Baltimore (1-15-11)    |
| 4.                                       | 5.0  | 3 times, last time vs. Baltimore (1-3-15)     |
| MOST SACKS (SINCE 1982)                  |      |   |
| Rank                                     | No.  | Opponent (Date)                               |
| 1.                                       | 5.0  | 3 times, last time vs. Miami (1-8-17)         |
| 4.                                       | 4.0  | 7 times, last time vs. Jacksonville (1-5-08)  |
| 11.                                      | 3.0  | 9 times, last time at Kansas City (1-16-22)   |
| MOST PUNTS                               |      |   |
| Rank                                     | No.  | Opponent (Date)                               |
| 1.                                       | 9    | 2 times, last time vs. New England (1-3-98)   |
| 3.                                       | 8    | at Los Angeles Raiders (1-1-84)               |
| 4.                                       | 7    | 7 times, last time at Kansas City (1-16-22)   |
| MOST PUNTS BY OPPONENT                   |      |   |
| Rank                                     | No.  | Opponent (Date)                               |
| 1.                                       | 9    | vs. Baltimore (12-27-75)                      |
| 2.                                       | 8    | 3 times, last time vs. Baltimore (1-20-02)    |
| 5.                                       | 7    | 7 times, last time vs. Baltimore (1-18-09)    |
| FEWEST PUNTS                             |      |   |
| Rank                                     | No.  | Opponent (Date)                               |
| 1.                                       | 1    | 4 times, last time at Kansas City (1-15-17)   |
| 5.                                       | 2    | 8 times, last time vs. Jacksonville (1-14-18) |
| FEWEST PUNTS BY OPPONENT                 |      |   |
| Rank                                     | No.  | Opponent (Date)                               |
| 1.                                       | 1    | vs. San Diego (1-9-83)                        |
| 2.                                       | 2    | 6 times, last time at New England (1-22-17)   |
| 8.                                       | 3    | at Cincinnati (1-8-06)                        |
| HIGHEST PUNTING AVERAGE (MIN. 3 PUNTS)   |      |   |
| Rank                                     | No.  | Opponent (Date)                               |
| 1.                                       | 51.3 | vs. Miami (12-31-72)                          |
| 2.                                       | 51.0 | 2 times, last time vs. Green Bay (2-6-11)     |
| 4.                                       | 49.7 | at Kansas City (1-16-22)                      |
| 5.                                       | 48.7 | vs. Seattle (2-5-06)                          |

| HIGHEST PUNTING AVERAGE BY OPPONENT (MIN. 3 PUNTS) |      |  |
|--|------|--|
| Rank   | No.  | Opponent (Date)                              |
| 1.   | 53.8 | vs. Baltimore (1-15-11)                      |
| 2.   | 50.2 | vs. Seattle (2-5-06)                         |
| 3.   | 50.0 | 2 times, last time vs. Jacksonville (1-5-08) |
| 5.   | 47.2 | vs. San Diego (1-11-09)                      |
| MOST PENALTIES                                     |      |  |
| Rank   | No.  | Opponent (Date)                              |
| 1.   | 12   | at Baltimore (12-19-76)                      |
| 2.   | 11   | vs. Denver (12-30-78)                        |
| 3.   | 10   | 2 times, last time at Cincinnati (1-9-16)    |
| MOST PENALTIES BY OPPONENT                         |      |  |
| Rank   | No.  | Opponent (Date)                              |
| 1.   | 12   | vs. New England (1-27-02)                    |
| 2.   | 11   | vs. Arizona (2-1-09)                         |
| 3.   | 9    | 5 times, last time at Indianapolis (1-15-06) |
| MOST YARDS PENALIZED                               |      |  |
| Rank   | No.  | Opponent (Date)                              |
| 1.   | 142  | at Cincinnati (1-9-16)                       |
| 2.   | 122  | vs. Minnesota (1-12-75)                      |
| 3.   | 114  | vs. Baltimore (1-3-15)                       |
| MOST YARDS PENALIZED BY OPPONENT                   |      |  |
| Rank   | No.  | Opponent (Date)                              |
| 1.   | 106  | vs. Arizona (2-1-09)                         |
| 2.   | 104  | 2 times, last time vs. San Diego (1-11-09)   |
| 4.   | 92   | at Tennessee (1-11-03)                       |
| MOST TURNOVERS                                     |      |  |
| Rank   | No.  | Opponent (Date)                              |
| 1.   | 7    | vs. Oakland (1-4-76)                         |
| 2.   | 5    | 3 times, last time vs. Houston (1-7-79)      |
| 5.   | 4    | 6 times, last time vs. Jacksonville (1-5-08) |
| MOST TURNOVERS BY OPPONENT                         |      |  |
| Rank   | No.  | Opponent (Date)                              |
| 1.   | 9    | vs. Houston (1-7-79)                         |
| 2.   | 5    | 2 times, last time vs. Oakland (1-4-76)      |
| 4.   | 4    | 8 times, last time at Cincinnati (1-9-16)    |
| MOST FUMBLES LOST                                  |      |  |
| Rank   | No.  | Opponent (Date)                              |
| 1.   | 4    | vs. Oakland (1-4-76)                         |
| 2.   | 3    | 3 times, last time vs. Miami (12-30-79)      |
| 5.   | 2    | 7 times, last time vs. Baltimore (1-15-11)   |
| MOST FUMBLES LOST BY OPPONENT                      |      |  |
| Rank   | No.  | Opponent (Date)                              |
| 1.   | 4    | vs. Houston (1-7-79)                         |
| 2.   | 3    | 2 times, last time at Cincinnati (1-9-16)    |
| 4.   | 2    | 13 times, last time vs. Miami (1-8-17)       |